

Kurl-on[®]
THE MATTRESS OF INDIA

60
YEARS

OF HELPING INDIA
SLEEP HEALTHY



ANNUAL REPORT
2021-22

www.kurlon.com

Corporate information

Founder

Late. T. Ramesh U. Pai (1962-2005)

Managing Director

Sri. T. Sudhakar Pai

Non-Executive Non Independent Director

Mrs. Jaya S. Pai

Non-Executive Non Independent Director

Mr. Jamsheed Minoo Panday

Independent Director

Sri. H. N. Shrinivas

Sri. Sivaramakrishnan Nagarajan

Chief Executive Officer

Mrs. Jyothi Ashish Pradhan

Chief Financial Officer

Mr. Abhilash Kamti

Company Secretary

Mr. Monu Kumar

Statutory Auditor

M/s. S. R. Batliboi & Associates, LLP

Internal Auditor

KD Practice Consulting Private Limited - CA Pooja Dharewa

Cost Auditor

M/s. GNV & Associates, Cost Accountants

Registered Office :

#1002/1006, The Avenue, International Airport Road, Opp. Hotel Leela, Andheri (East)
Mumbai - 400 059.

Corporate Office :

N 301, 3rd Floor, North Block, Manipal Centre, 47 Dickenson Road, Bangalore - 560 042.

Tel. No.: +91 80 40313131

Email id : secretary@kurlon.com Website : www.kurlon.com

Corporate Identity Number

U36101MH2011PLC222657

Share Transfer Agent

Purva Shareregistry (India) Private Limited

(Unit: Kurlon Enterprise Limited)

9, Shiv Shakti Ind. Estt. J.R. Boricha Marg, Lower Parel (E), Mumbai - 400 011.

Tel. No.: +91-022-2301-6761/2518

Email id: support@purvashare.com Website: www.purvashare.com

Table of content

Page No.

Corporate Snapshot

004 - 027

Letter from the Desk of
Managing Director

028-029

Financial Highlights

030- 031

Director's Report

032 - 075

Auditor's Report on Standalone
Financial Statements

076 - 085

Standalone Financial
Statements

086 - 135

Auditor's Report on Consolidated
Financial Statements

136 - 141

Consolidated Financial Statements

142 - 193

About Kurl-on

Established in 1962, Kurlon is an innovator of Rubberized Coir mattress in India and also one of the oldest mattress company in India which offers a wide range of home comfort solutions ranging from mattresses (RC mattress, spring mattress & foam mattress), polyurethane foam, home furniture & furnishing products under the brand name "Kurl-on" for retail as well as institutional customers such as Hotels, Hospitals and Hostels who prefer premium and high quality branded mattresses with flame retardant, anti-bacterial fabrics.

Currently the Company exports its products to Asian countries like Sri Lanka and Nepal.

In the past few years, the Company has won the Coir Board of India's awards for Outstanding Performance in Export of Rubberized Coir Products, the Development of the Domestic Market for Rubberized Coir and the award for being consistently the country's largest manufacturer.

KL is the holding company, which promoted a subsidiary company in the name and style of Kurlon Enterprise Ltd. (KEL) in the year 2011. Consequent upon the Business Transfer Agreement

between KL and its subsidiary, the business of Rubberized Coir, Latex Foam, Polyurethane Foam, Pillows, Spring Mattresses, Furniture, Furnishing, and related products were transferred to the subsidiary company effective 1st April, 2014. Headquartered in Bengaluru, KEL is now the operating company. Both the Companies are closely held, unlisted public Ltd Company.

Accredited with latest technology and ground-breaking innovations, Kurlon Enterprise Limited now manufacture products in 135 different configurations, Pan-India and having a retail reach out of more than 4000+ counters, 50+ Warehouses and 12 strategically located manufacturing facilities across Karnataka, Orissa, Madhya Pradesh, Uttaranchal, and Gujarat that anticipate and change with our customers' evolving needs and provide them with absolute comfort, convenience, good health and growth.



Our Vision & Mission

VISION

Kurlon, will sustain brand leadership with highest consumer delight, through:

- ▶ **World-class manufacturing processes**
- ▶ **Innovation**
- ▶ **Making it the best place to work**

Thereby delivering, exponential growth & maximized wealth, for channel & stake holders, in a socially responsible way.

Award And Recognition

Our never ending quest to provide healthy sleep solutions for India has led to an array of products that continue to raise benchmarks. It gives us great pride when our efforts are recognized. That's why we're honoured to receive "49th National Safety day award" conducted by the Government of Karnataka, under the category of 5TPH process boilers.



PRIDE OF INDIA BRANDS Featherlight, extra soft and plush yet perfectly supportive. The ultimate comfort of a wholesome sleeping experience anytime, anywhere is incomplete without us. Unwind and give your body and soul time to relax and rejuvenate as you travel to the dream world.

THE BRAND OF THE DECADE AWARD 2021-22' - BY THE BARC ASIA & JURY PANEL Our never ending quest to provide healthy sleep solutions for India has led to an array of products that continue to raise benchmarks. It gives us great pride when our efforts are recognized. That's why we're honoured to receive 'The Brand of The Decade Award 2021-22' - In the mattress category by the BARC Asia & Jury Panel.



Kurl-on®
THE MATTRESS OF INDIA



WINNER
49th National Safety Day Award

THE KURL-ON TIMES



Started as Karnataka Coir Products Pvt Ltd with one factory in Arsikere - a small town in Karnataka.

1962



Kurl-On bags its first railway order.

1969



Initiates in-house production of polyurethane foam. Pioneers the quilted mattress concept and becomes the first mattress brand to advertise on print and TV.

1988



Becomes an ISO 9001 certified company.

2000



Starts the manufacture of spring mattresses at the Bangalore factory. Also introduces products like sofas and indigenous furnitures.

2006



Establishes 9 strategically- located manufacturing facilities across Karnataka, Orissa, Madhya Pradesh, Uttarakhand and Gujarat.

2013



First brand to launch concept mattress called Wedding series.

2019

60 YEARS

Sixty years of helping India sleep healthy.

2022

1965

Rubberized Coir mattress launches in India.



1972

Wins contract to manufacture car seats for Mahindra & Mahindra, Hindustan Motors.



1995

Introduces the campaign - 'Stand on, Sit on, Sleep on, Kurl-on.'



2002

Enters the retail industry with Kurlon Nest; the company's first retail venture across India.



2010

Starts the first franchise outlet - Kurl-on Mattress Express.



2016

Upgrades products with cutting-edge Kurlopedic Technology.



2021

Brand launches revolutionary Mattress in a bag concept.



"There are two ways to make money in life.

One is the way everyone thinks
"How can I become a billionaire?"
Another way is to ask,
"How can I make a difference?"

Late Mr. T. Ramesh U. Pai
Founder
Kurlon Enterprises Ltd.

FIVE DECADES OF THE BEST SLEEP SOLUTIONS

Kurl-on has evolved and expanded its manufacturing prowess to currently manufacture mattresses in more than 135 different configurations in nine strategically located manufacturing facilities across Karnataka, Orissa, Madhya Pradesh, Uttarakhand and Gujarat. The company's state-of-the-art technology and constant research & development is for the single objective of improving standards of sleep.

Five decades on, Kurl-on Enterprises Limited has become synonymous with premium mattresses across India with Kurl-on even becoming a generic name for mattresses. Along with the coir and rubberised mattress, the brand



 Kurl-on, Jhagadia.

Key Differentiators



Strong Brand Value : Kurlon is one of the oldest and most trusted brand in India which always committed to fulfil and deliver soulful rest to its end consumers and serve as partner in their journey of growth.



Diversified Product Range in Premium Category : Kurlon Manufactured entire range of home comforts solution ranging from mattresses, PU Foam, furniture & high-end soft furnishings products in the rich and premium category.



Widest Sales and Distribution Network : Kurlon have retail reach out of more than 4000+ counters and 50+ Warehouses across India.



Customer - Oriented : dedicated CDT team guides our customers to choose a suitable products based on their needs; apprises them on the latest technology and benefits; and provides strong after sales support, adding value to their lives and enhancing their experience.



Vertical Integrated manufacturing : Kurlon is the only player in the industry which makes rubberized Coir Mattress, Spring Mattress, Foam and rebounded foam which give us the complete Control in the highest and premium Quality.



World Class Manufacturing Facilities at Multi Location : 12 strategically located manufacturing units across India helps us to fulfil our promise for quality, speedy delivery and better customer reach.



Environment and Sustainability : This is also very important taking care part of Planet and community. Kurlon did this through rain harvesting, using solar energy and Zero Carbon emission.



Research & Development : As technology leaders, we continuously add value to our existing products and formulate differentiated, more qualitative and comforting range through dedicated separate products development team.



OPEN UP TO A
WHOLE NEW WORLD



THE REVOLUTIONARY NEW
KURL-ON MATTRESS.

Easy-to-use, Easy-to-carry and Unbelievably Comfortable.

Product
Portfolio

60
YEARS

OF HELPING INDIA
SLEEP HEALTHY

Kurl-on[®]

THE LEGACY AND THE WARMTH OF THE MOST RELAXING SLEEP CONTINUES!

The simplest form of happiness is a good night of sound sleep amidst the comfort and coziness of the bed. Developed after endless research and technological implementations, we are a brand that knows what you need for the ultimate relaxing experience the best.



ADDING COMFORT AND LUXURY TO YOUR PERSONAL HAVEN!

The perfect amalgamation of affordability, style and luxury, our stunning range of contemporary furniture are the perfect add-on for any decor. A one-destination-stop, we have something strikingly likable for everyone.





SLEEP ON PLUSH, COMFORTABLE AND SUPER SOFT CLOUDS!

Featherlight, extra soft and plush yet perfectly supportive. The ultimate comfort of a wholesome sleeping experience anytime, anywhere is incomplete without us. Unwind and give your body and soul time to relax and rejuvenate as you travel to the dream world.





Get **ACTiV** now

INDIA LOVES A MATTRESS THAT KEEPS THEM GOING!

Perfect for everyone

"Bought this matters for the whole family, and it's the best purchase we have made this year"

Make the Switch!

"I've used traditional mattresses for the longest time, but switching to Activ has changed my life! No more body aches! "

It's a game changer

"Didn't know picking the right mattress could make so much difference. So happy to wake up energized everyday. Thank you Kurl-On!"



SPECIAL ORTHO MATTRESS

Get **ACTiV** now



FOR THE movers.
hustlers.
parents.
kids.
pets.
lovers of sleep.
lovers of energy.

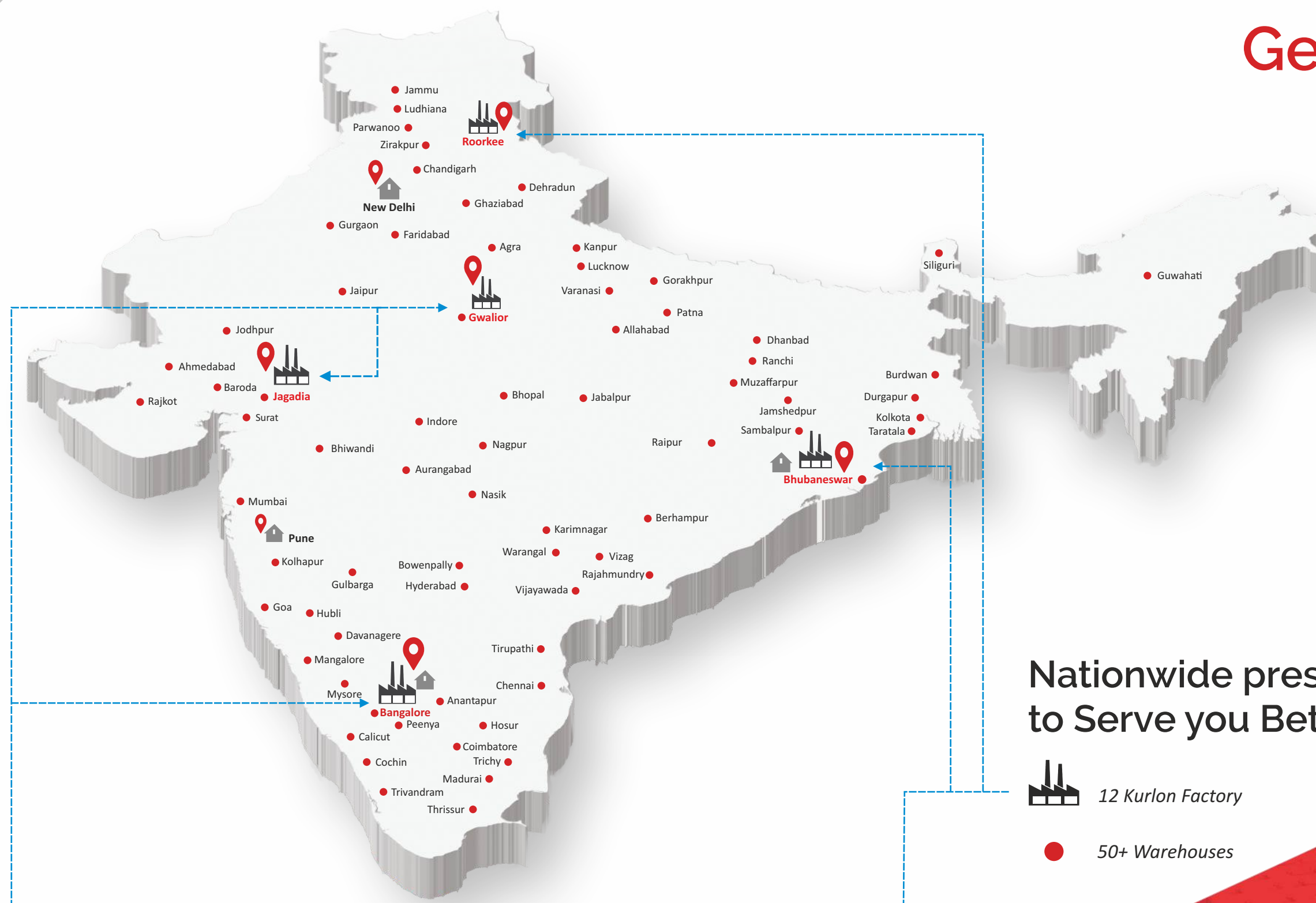


3-ZONE MATTRESS
Orthopedic Mattress




5-ZONE MATTRESS
Orthopedic Mattress

Geographical Presence



Nationwide presence
to Serve you Better

 12 Kurlon Factory

 50+ Warehouses

Map not to scale and for illustrative purpose only.

From the desk of Managing Director

Dear Shareholders,

It gives me immense pleasure to place before you the 11th Integrated Annual Report of Kurlon Enterprise Limited for FY 2021-22. We are in the midst of improving transparency, ensuring sustainability, and promoting inclusive growth.

As we slowly transition toward normalcy, it is an opportunity for us to make this transition more resilient, inclusive, and sustainable. The past two years were challenging, but we as Kurlon have stood the test of time and emerged stronger and more confident to face the future. Before I begin to share our insights and experiences of the Financial Year 2021-2022, I would like to place on record my appreciation on behalf of the Board of Directors of the entire Kurlon family who has worked tirelessly even in exceptional circumstances for the greater good of the society. Their concerted efforts to ensure Kurlon's continuing success are phenomenal.

While the Indian economy is still struggling to overcome the rippling effects of the COVID-19 pandemic, we have reported a year of topline growth. Our consolidated revenue from operations pigged at Rs 79,515.38 Lakhs with an annual growth of 4.79% as compared to last year. This surge in growth is despite accelerating inflationary pressure in the last quarter and demonstrates Kurlon's remarkable resilience and agility. On a standalone basis, net revenue from operations stood at Rs. 77,225.58 as against Rs. 74,447.86 Lakhs in FY 2020-21 registering a growth of 3.73%. whereas, Profit after tax for the year decreased to Rs. 357.96 Lakhs from Rs. 3,828.27 Lakhs in the previous fiscal. The financial results of the company have been impacted due to various transformation programs carried out. We expect that in the coming year these decisions will positively impact the financial results of the Company. In these unprecedented times, economies are facing one crisis after

another. We had not yet recovered from the aftermath of COVID, and a consequential crisis of high inflation hit us. Quarter 4 witnessed India's 8-year high retail price inflation. The inflationary headwinds led to a dramatic surge in input costs, and Kurlon had to face the worst impacts of higher input costs. Under these exceptional circumstances, our strategy to combat the challenges posed by high input costs involved cost control measures. Our integrated thinking approach coupled with consumer-centric innovations has helped us stand the test of the most challenging times and preserve our 60-year-old legacy.

With mounting inflationary pressure on key raw materials which is expected to grow even more in the coming months, Kurlon plans to monitor the situation closely to develop strategic ways to offset the increase in the price of raw materials through our synergies and cost efficiencies. We will continue to make sustained efforts to drive demands for our brands by enhancing our presence through various e-commerce platform. While we are applying our learnings from the last two years of the pandemic to enhance the efficiencies of our operations and build robust supply chains to function with minimum disruption in such exceptional circumstances. Our people are our most valuable asset, with their commitment and dedication, I am confident that we will continue to meet the demands of our consumers, live up to their expectations by providing long-term value, and generate sustainable long-term growth.

The Company is on the lookout for opportunities to scale up both organic and inorganic in India and internationally. I would like to state that we are consciously moving towards ESG: use of clean technologies which accelerates sustainability and also enables traceability and transparency.

Our Company is extremely well poised to take advantage of the growth opportunity in our segment. It is estimated that the organized mattress segment will grow over 15% YOY. Our deep connect with our customers and the strength of the brand will be leveraged to further strengthen the revenue growth post the challenges posed by the Covid years. The year forward will be to consolidate and strengthen our offerings, new product launches to address the requirement of all the segments and to get future ready specifically in the supply chain domain so that no customer is left out. Opportunities to take our brand outside of India is being actively pursued and explored. The Company is confident that the humble Coir will make a comeback in the 'healthy/non-toxic' avatar thereby bring the mojo back into the product suite we offer to the customers. Our Company is foraying into the technical foam category and is engaging with clients in the garment & automobile industry to replace foam which is currently being imported. We are confident that our R&D team will be able to meet the high standards and add to the 'Make in India' vision of our Honorable Prime Minister.

In closing, I take this opportunity to thank each one of you for continuing to believe in our vision and work. Equally I like to acknowledge the contribution of all our employees, network and business partners and customers for reposing faith in Kurlon and actively working for our combined success.

I look forward to your continued support while we remain committed to delivering quality.

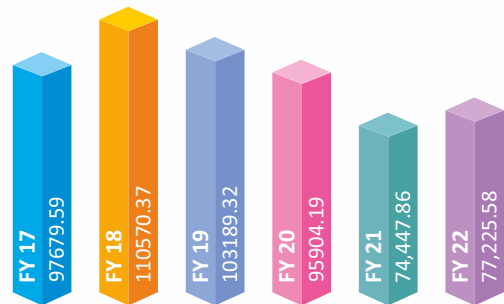
Regards
T. Sudhakar Pai
Managing Director

Kurlon is foraying into the technical foam category and is engaging with clients in the garment & automobile industry to replace foam which is currently being imported. We are also confident that the humble Coir will make a comeback in the 'healthy/non-toxic' avatar thereby bring the mojo back into the product suite we offer to the customers.



Kurlon Enterprise Limited
(Standalone)

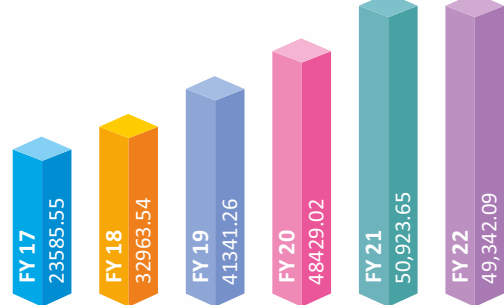
Operating Revenue
(Rs. In Lakhs)



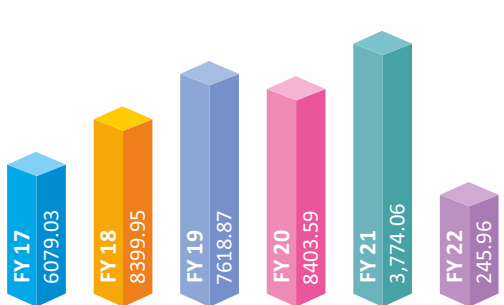
EBITA
(Rs. In Lakhs)



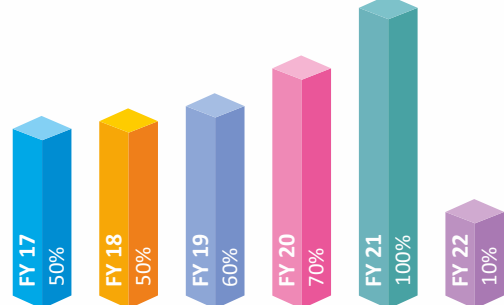
Networth
(Rs. In Lakhs)



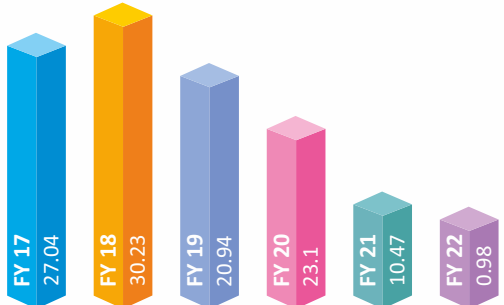
Net Profit
(Rs. In Lakhs)



Dividend Payout
(%)

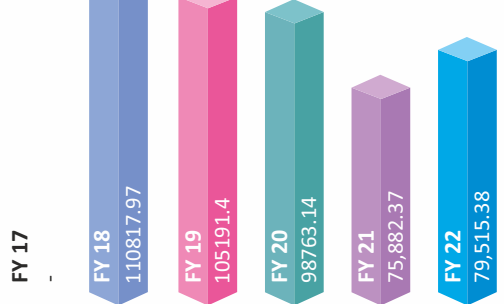


Earning per share
(In Rs.)

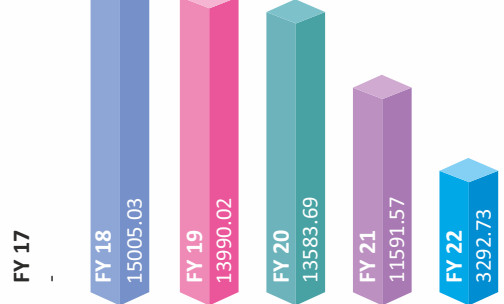


Kurlon Enterprise Limited
(Consolidated)

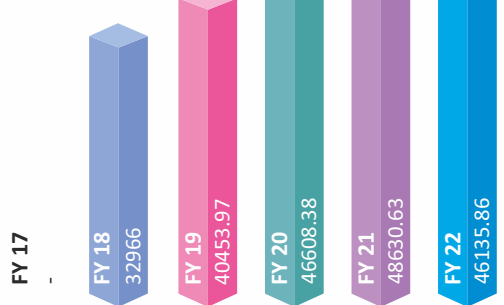
Operating Revenue
(Rs. In Lakhs)



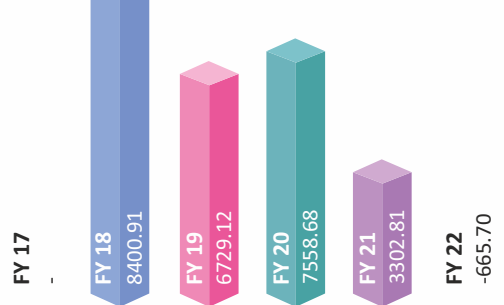
EBITA
(Rs. In Lakhs)



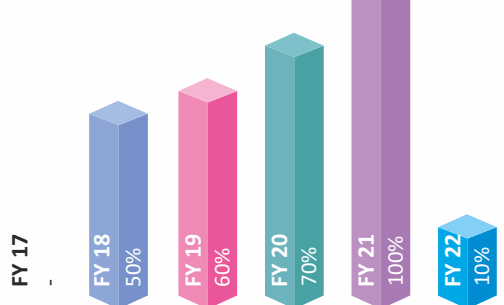
Networth
(Rs. In Lakhs)



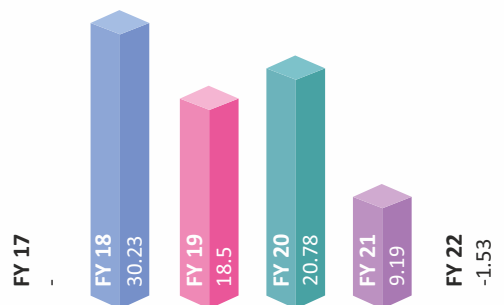
Net Profit
(Rs. In Lakhs)



Dividend Payout
(%)



Earning per share
(In Rs.)



Dear Members,

The Board of Directors are pleased to present the Company's 11th Integrated Annual Report and Audited Financial Statements (Standalone and Consolidated) for the financial year ended March 31, 2022.

1. Financial highlights of the Company

The Company's financial performance (standalone and consolidated) for the year ended March 31, 2022 is summarized below:

(Rs. in Lakh)

| Particulars | Standalone | | Consolidated | |
|--|------------------|------------------|------------------|------------------|
| | 2021-2022 | 2020-2021 | 2021-2022 | 2020-2021 |
| Revenue from operations | 77,225.58 | 74,447.86 | 79,515.38 | 75,882.37 |
| Other Income | 966.79 | 841.17 | 1,364.81 | 842.87 |
| Total Income | 78,192.37 | 75,289.03 | 80,880.19 | 76,725.23 |
| Profit Before Financial charges, tax and Depreciation | 3,235.66 | 10,936.31 | 3,292.73 | 11,591.57 |
| Less: Finance Charges | 286.96 | 229.92 | 572.96 | 526.99 |
| Less: Depreciation | 2,511.98 | 2,426.69 | 3,604.62 | 3,125.37 |
| Profit Before Tax and Exceptional items | 436.72 | 8,279.70 | (884.86) | 7,939.20 |
| Less: Exceptional Items | 418.08 | 2,018.68 | - | 2,018.68 |
| Net Profit Before Tax | 18.64 | 6,261.02 | (884.86) | 5,920.52 |
| Less: Current tax | 475.96 | 1,658.47 | 575.12 | 1,798.47 |
| Add/Less: Tax credit of earlier years | (130.20) | - | (154.20) | 0.11 |
| Add/Less: Deferred tax | (685.08) | 774.28 | (747.41) | 762.07 |
| Profit after tax | 357.96 | 3,828.27 | (558.37) | 3,359.87 |
| Other comprehensive income | (112.00) | 54.21 | (107.33) | (57.06) |
| Total comprehensive income for the year | 245.96 | 3,774.06 | (665.70) | 3,302.81 |
| Proposed Dividend on Equity Shares | 182.76 | 1827.61 | 182.76 | 1827.61 |
| Surplus in statement of P & L carried to Balance Sheet | 31,367.78 | 32,949.43 | 28,100.69 | 30,595.45 |
| Earnings per share (EPS). | 0.98 | 10.47 | (1.53) | 9.19 |

* Figures for the previous periods have been regrouped and reclassified to conform to the classification of the current period,

Performance review and the state of Company's affairs:

During the current year, Net Revenue of the Company, on standalone basis, increased by 3.86 % from Rs. 75,289.03 Lakhs to Rs. 78,192.37 Lakhs whereas the Profit after tax (before other comprehensive income) for the current year decreased to Rs 357.96 Lakhs as against Rs 3,828.27 Lakhs previous year. Net profit of the Company (after other comprehensive Income) for the current year also decreased to Rs. 245.96 Lakhs as compared to Rs. 3,774.06 Lakhs in the previous year.

On Consolidated basis the Overall Revenue increased by 5.42% from Rs. 76,725.23 Lakhs to Rs. 80,880.18 Lakhs however The Consolidated Profit after tax and other comprehensive income decreased from Rs. 3,302.81 Lakhs to Loss of Rs. 665.70 Lakhs.

The financial results of the company have been impacted due to various transformation programs carried out. We expect that in the coming year these decisions will positively impact the financial results of the Company

2. Impact of COVID-19 on the economy and Company's initiatives in addressing the challenges of the pandemic

The COVID-19 pandemic has led to the unprecedented health crisis and has disrupted economic activities and global trade while weighing on consumer sentiments. During the year under review, the nation experienced high severity and mortality of citizens brought by the second wave of the ongoing COVID-19 pandemic. With intermittent nationwide lockdowns and disruption in regular economic activities, there was price volatility of raw materials and sluggish market demand during first half of the year under review. However, the Company dealt with the pandemic by continuing to focus on operational excellence, marketing strategies, and keeping its employees and community at the core of it.

The health and safety of employees and the communities in which the Company operates continue to be the foremost priority of the Company. To mitigate the risks and challenges faced by the Company during the pandemic, the Company enhanced safety and hygiene norms at offices, implemented work from home, staggered shift timings for safety of employees and leveraged digital platforms for its day-to-day operations. Further, the Company's three pronged communication strategy – awareness, engagement and reinforcement helped spreading awareness amongst various communities. The operations of the company have been impacted due to COVID.

3. Dividend

Your Directors are pleased to recommend a Dividend of Rs. 0.50/- (i.e. 10%) per equity share of Rs. 5/- each fully paid up as final dividend for the financial year ended March 31, 2022 (Rs. 5/- (i.e 100% previous year), payable to those Shareholders whose names appear in the

Register of Members as on the Record Date. The dividend on Equity Shares is subject to the approval of the shareholders at the forthcoming Annual General Meeting (AGM) of the Company and if approved, the dividend would result in a cash outflow of Rs. 182.76 Lakhs (Rs. 1827.61 Lakhs Previous year).

Pursuant to the Finance Act, 2020, dividend income is taxable in the hands of the shareholders effective April 1, 2020 and the Company is required to deduct tax at source from dividend paid to the Members at prescribed rates as per the Income Tax Act, 1961.

4. Transfer to Reserves;

The Board of Directors have decided to retain the profit after distribution of dividend for the Financial Year 22 in the Statement of Profit and Loss hence no amount is being recommended to transfer to General reserve.

5. Details of difference between amount of the valuation done at the time of one time settlement and the valuation done while taking loan from the banks or financial institutions along with the reasons thereof

As Company has not done any one time settlement during the year under review hence no disclosure is required

6. Details of application made or any proceeding pending under the Insolvency and Bankruptcy Code, 2016;

There is no application made or any proceeding pending by or against the Company under the Insolvency and Bankruptcy Code, 2016 during FY 22.

7. Consolidated Financial Statement;

In accordance with the provisions of the Companies Act, 2013 and the applicable Accounting Standards on the Consolidated Financial Statements, your Directors have attached the consolidated financial statements of the Company together with the

Auditors' Report which form a part of this Annual Report.

In accordance with Section 136 of the Act, the audited financial statements, including the CFS and related information of the Company and the financial statements of each of the subsidiary Companies, are available on our website, www.kurlon.com.

8. Change in the nature of business ;

During the year under review there has been no change in the nature of business of the Company.

9. Material changes and Commitments effecting the financial position of the Company between the end of the Financial Year and date of this report

There was no reportable material event in the Company during the year except the Company has entered into lease agreement with its Holding Company and deposited a sum of Rs. 153 Crs upfront as lease rental deposit and rent. Further, Budhihal Furniture factory, even though, has been fully operational for last 10 years, but has not

been able to yield profits for the Company and is running into huge losses. There is no viability of furniture business in south Indian market. Therefore, the board on November 7, 2022, decided to close the Budhihal factory on the account of enviable and uneconomic business condition of manufacturing activities of furniture division w.e.f. November 30, 2022.

Besides, The Board of directors of the Company at their meeting held on November 28, 2022 have unanimously decided to commence a new factory at Dabaspet D3 for assembling of mattresses and other related products. The total estimated cash outflow would be Rs. 3.50 Crs.

At around 7:40AM, there was a short circuit which resulted in smoke arising on the back side of the Mattress production building. The team had immediately got into action in fighting out the fire. However, the pace of spread of the fire was very fast and within a few minutes, the entire building was engulfed with fire. This had caused damaged to the entire building structure, plant & machinery and stocks inside the building. The company has already intimated the loss details to the insurance company who have deputed surveyors and the loss assessment is ongoing. Since the company has an adequate insurance policy covering all types of risks, no major losses are anticipated due to this incident.

| DIN/PAN | Directors and Key Managerial Personnel | Designation |
|------------|--|-------------------------------|
| 00043298 | Sri T Sudhakar Pai | Managing Director (KMP) |
| 00030515 | Mrs. Jaya S Pai | Director |
| 00232768 | Mr. Jamsheed M Panday* | Additional Director |
| 03060429 | Sri. Sivaramakrishnan Nagarajan | Independent Director |
| 07178853 | Sri. Holebasavanahalli Nagaraj Shrinivas | Independent Director |
| ADCPP5162H | Mrs. Jyothi Ashish Pradhan | Chief Executive Officer (KMP) |
| AJDPK5402E | Abhilash Padmanabh Kamti** | Chief Financial Officer (KMP) |
| BMYPK6724N | Mr. Monu Kumar | Company Secretary (KMP) |

* W.e.f. 01.09.2022

**appointed in intermittent vacancy caused due to resignation of Mr. Ritesh Shroff w.e.f. June 1, 2022.

None of the directors of the Company are disqualified under section 164 of the Companies Act, 2013

At the 10th Annual General Meeting of the Company held on November 25, 2021, Mrs. Jaya S Pai (DIN: 00030515) has been reappointed as Non-Executive Director of the Company, liable to be retire by rotation.

The Company at its AGM held on November 25, 2021 had appointed Sri Sivaramakrishnan Nagarajan and Sri. H.N. Shrinivas as Non-Executive Independent Directors to hold the office till the conclusion of 13th Annual General Meeting of the Company to be held in the year of 2024.

The Company has appointed Mr. Jamsheed M Panday as an additional director on the Board of the Company w.e.f. September 1, 2022 in place of Mr. Vishal Tulsyan

10. Indian Accounting Standards

Financial statements of the Company have been prepared in accordance with the latest Indian Accounting Standard ("Ind AS")

11. Share capital

The authorized share capital of the Company as at March 31, 2022 is Rs. 75,30,00,000/- (Rupees Seventy Five Crores Thirty Lakhs Only) divided into 15,06,00,000 (Fifteen Crores Six Lakhs) Equity shares of Rs. 5/- (Rupees Five) each and The paid-up share capital of your Company is Rs. 18,27,61,305 (Rupees Eighteen Crores Twenty Seven Lakhs Sixty One Thousand Three Hundred and five only) during the year under review divided into 36552261 (Three Crores Sixty Five Lakhs Fifty Two Thousand Two Hundred and Sixty One) equity shares at Rs. 5/- each. There was no public issue, rights issue, bonus issue or preferential issue made by the Company during the year under review. The Company has not issued shares with differential voting rights or sweat equity shares. The Company has not bought back any of its securities during the year under review.

12. Directors and Key Managerial Personnel

Following are the directors and KMPs of the Company as on date of this report;

who ceased to be nominee director of the Company w.e.f. August 30, 2022.

The aforesaid Independent Directors have given declarations that they meet the criteria of independence as contemplated under Section 149(6) read with Schedule IV to the Act and the same were taken on record by the Board. There has been no change in the circumstances affecting their status as independent directors of the Company.

The Board of Directors appointed Mr. Abhilash Padmanabh Kamti as the CFO of the Company w.e.f. 01/06/2022 at a remuneration as determined by the Board of Directors on the recommendation of Nomination and Remuneration Committee at their meeting held on June 4, 2022 in place of Mr. Ritesh Shroff

who ceased to be CFO of the Company w.e.f. December 7, 2021 due to his resignation.

As per the provisions of the Companies Act, 2013, Mrs. Jaya S Pai will retire by rotation at the ensuing Annual General Meeting (AGM) of the Company and being eligible, seek re-appointment. The Board has, on the recommendation of Nomination and Remuneration Committee ("NRC"), recommended her reappointment.

13. Declaration by Independent Director;

The Independent Directors have given declarations that they meet the criteria of independence as contemplated under Section 149(6) read with Schedule IV to the Act and the same were taken on record by the Board.

The Ministry of Corporate Affairs vide its circular dated 22 October 2019 further amended the Companies (Appointment and Qualification of Directors) Rules, 2014 by requiring an independent director to apply online, within September 30, 2020, to the Indian Institute of Corporate Affairs for inclusion of his/her name in the data bank for such period till he/she continues to hold office of an Independent Director in any Company. The new Independent Directors have confirmed to the Company that they have registered themselves with the data bank of Indian Institute of Corporate Affairs and are independent to the Management of the Company.

14. Familiarization Programme for Independent Directors

The Company has put in place a Familiarization Program for Independent Directors to familiarize them with the Company, its businesses, their roles, rights, responsibilities & nature of industry in which Company operates. Directors are regularly updated on performance of the business of the Company, business strategy going forward and new initiative being taken/proposed to be taken by the Company through presentation by head of the Departments.

15. Deposit from Public

The Company has not accepted any deposits from the public within the meanings of Sections 73 to 76 of the Act and the rules framed thereunder to the extent notified.

16. Board and Committee Meetings

During the year under review, 5 (Five) Board Meetings, 4 (four) Audit Committee Meetings were convened and held apart from other Committee's meetings of the Company. The details of all the meetings including committee's meeting are given in the Corporate Governance Report. The intervening gap between the Meetings was within the period prescribed under the Companies Act, 2013. The calendar of Board and Committee Meetings were prepared and circulated in advance to the Directors.

17. Committees of the Board

The Committees of the Board focus on certain specific

areas and make informed decisions in line with the delegated authority.

The following Committees constituted by the Board function according to their respective roles and defined scope:

- Audit Committee
- Nomination and Remuneration Committee
- Corporate Social Responsibility Committee
- Stakeholders' Relationship Committee
- Risk Management Committee

Your Company has not applied for any loans from the banking sector for the last 3 years except working capital facilities. Details of composition, terms of reference and number of meetings held for respective committees are given in the Report on Corporate Governance, which forms a part of this Annual Report. During the year under review, all recommendations made by the various committees have been accepted by the Board.

18. Disclosure about receipt of Commission or Remuneration by Managing Director

In terms of the provisions of section 197(14) of the Act, Mr. T Sudhakar Pai receives commission in its holding Company Viz. Kurlon Limited., apart from the Remuneration and Commission being received from M/s. Kurlon Enterprise Limited.

Annual Evaluation of Board and its Committees

Your Company believes that it is the collective effectiveness of the Board that impacts the Company's performance and thus, the primary evaluation platform is that of collective performance of the Board.

The Nomination and Remuneration Committee ("NRC") has laid down proper criteria and procedure to evaluate and scrutinize performance of the Chairperson, each Director (including Executive, Non-Executive and Independent Directors), of the Board as a whole/its Committee and senior management. The criteria include different aspects covered under Administrative, Strategic, Operational and Compliance headings.

As per laid down procedure, the Independent Directors would hold a separate meeting whenever necessary, to review the performance of the Chairperson of the board of the Company, after taking into account the views of Executive and Non-Executive Directors. The substantial contribution of the Chairperson in the growth of the Company has been highly commended. The Independent Directors also reviewed the performance of all Executive and Non-Executive Directors of the Board. The performance evaluation of each Independent Director was done by the entire Board (except the Independent Directors being evaluated). The performance of each committee has been evaluated by its members and found to be satisfactory.

19. Policy on Directors' Appointment and Remuneration :

The Board has, on the recommendation of the Nomination & Remuneration Committee framed and adopted a policy, inter alia, for remuneration and appointment of Directors, senior management and key managerial personnel of the Company. The details of Nomination and Remuneration Policy is stated in the Corporate Governance Report.

| Sl. No. | Name and address of the Company | CIN/GLN | Subsidiary/JV/Associate |
|---------|--|-----------------------|-------------------------|
| 1 | Kurlon Retail Limited | U36104KA2012PLC065664 | Wholly Owned Subsidiary |
| 2 | Komfort Universe Products and Services Limited | U52520KA2021PLC143244 | Wholly Owned Subsidiary |
| 3 | Belvedere International Limited | U52520KA2020PLC142418 | Wholly Owned Subsidiary |
| 4 | Starship Value Chain and Manufacturing (P) Limited | U36900KA2020PTC139535 | Wholly Owned Subsidiary |
| 5 | Kanvas Concepts Private Limited | U74999KA2020PTC138867 | Wholly Owned Subsidiary |
| 6 | Sirar Solar Energies (P) Ltd | U40106KA2016PTC097367 | Subsidiary |
| 7 | Sevalal Solar (P) Ltd | U40106KA2016PTC094328 | Subsidiary |
| 8 | Sirar Dhotre Solar (P) Ltd | U40300KA2016PTC097314 | Subsidiary |

The Komfort Universe Products and Services Limited (KU) and Belvedere International Limited (BIL) was incorporated on January 21, 2021 and December 18, 2020 respectively with an object to carry out retail business/trading of Semi-finished Goods (SFG), foam products, RC Pads, EPE Products and other related Products and Services on B2B basis in India and outside India (KU Business) and to carry on retail business of mattresses, Pillows, Furniture and other related Products and Services of International Brands on retail and B2B basis in India (BIL business).

Whereas M/s Kanvas Concepts Private Limited is engaged in the business of Home Interior décor, wherein the Company would explore its entire products including furniture items to increase its overall revenue and profitability. Further, Starship Value Chain and Manufacturing Private Limited provides value chain/logistic services to the company to gain momentum in the market and to offer contactless deliver to the end consumers of the Company.

Kurlon Retail Limited is engaged in retail segment and presently operating through 59 Retail stores PAN India.

Sirar Solar Energies Private Limited, Sevalal Solar Private Ltd and Sirar Dhotre Solar Private Limited are engaged in the business of generation of electricity through Solar System and supply its power to HESCOM as per PPA.

As required under the provisions of Section 129 of the Companies Act, 2013, read with Companies (Accounts) Rule, 2013, a statement containing salient features of the financial statements of subsidiaries is provided in the prescribed format AOC-1 as Annexure-A of the Board Report.

21. Directors' Responsibility Statement

Your Directors make the following statement in terms of

20. Details of Subsidiary/Joint Ventures/Associate Companies

During the year, The Company has 8 subsidiaries. There are no associates or joint venture companies within the meaning of Section 2(6) of the Companies Act, 2013 ("Act"). There has been no material change in the nature of the business of the subsidiaries.

Details of Subsidiaries are as follows.

Section 134(3)© & (5) of the Act, which is to the best of their knowledge and belief and according to the information and explanations obtained by them:

a. That in the preparation of the annual accounts for the Financial Year ended March 31, 2022, the applicable accounting standards have been followed along with proper explanation relating to material departures and the annual accounts have been prepared in compliance with the provisions of the Companies Act, 2013

b. That appropriate accounting policies have been selected and applied consistently and judgments and estimates that are reasonable and prudent have been made so as to give a true and fair view of the State of Affairs as at March 31, 2022 and of the Profit of your Company for the Financial Year ended March 31, 2022;

c. That proper and sufficient care has been taken for the maintenance of adequate accounting records in accordance with the provisions of the Companies Act, 2013 for safeguarding the assets of your Company and for preventing and detecting fraud and other irregularities;

d. That the annual accounts for the Financial Year ended March 31, 2022 have been prepared on a going concern basis;

e. That the Directors have devised proper systems to ensure compliance with the provisions of all applicable laws and that such systems are adequate and operating effectively.

22. Management Discussion and Analysis Report;

Management's Discussion and Analysis report for the year under review are attached as Annexure "C" forming part of this report.

23. Report on Corporate Governance;

The Company is committed to maintain the highest

standards of corporate governance and adhere to the corporate governance practice as set out in the Act. The Company is also committed to benchmarking itself with global standards for providing good Corporate Governance. A Report on Corporate Governance is disclosed as Annexure "B" forming part of this Report.

24. Auditors and Auditors' report

Statutory Audit:

Pursuant to Section 139 of the Act and Rules made thereunder, the Company at its 10th AGM appointed M/s. S. R. Batliboi & Associates, LLP Bangalore (FRN: 101049W/E300004) as the Statutory Auditors of the Company for a period of 5 years from the conclusion of 10th AGM until the conclusion of 15th AGM of the Company.

The Company has received confirmation from the Auditors that they are eligible to continue as the statutory auditors of the Company. Pursuant to amendments in Section 139 of the Act, the requirements to place the matter relating to such appointment for ratification by Members at every AGM has been done away with. The Reports given by M/s. S. R. Batliboi & Associates, Chartered Accountants LLP on the standalone and consolidated financial statements of the Company for FY 2021-22 are part of the Annual Report.

Audit reports

The notes on financial statement referred to in the auditors' report, on standalone basis, are self-explanatory and do not call for any further comments. The Statutory Auditor's report does not contain any other qualifications, reservations, adverse remarks or disclaimers.

Secretarial Audit:

Pursuant to the provisions of Section 204 of the Act read with The Companies (Appointment and Remuneration of Managerial Personnel) Rules, 2014, the Company has appointed Mr. Deepak Sadhu, Practicing Company Secretaries to undertake the Secretarial Audit of the Company. The Report of the Secretarial Auditor is annexed herewith as Annexure D.

The report contains the following observations;

The observation with respect to the FCGR compliance

| Category | Date of Board meeting in which such loan / investment / guarantee / security approved | Details of Loan / investment / Security / Guarantee | Name of the Company in which Investment / Loan / Guarantee is made / given | Purpose of which the loan / guarantee / security is proposed to be utilized by the recipient | Amount (In Lakhs) |
|----------|---|---|--|--|-------------------|
| Loan | 27-07-2021 | Loan / advances are provided to WOS for its operational purpose | Kurlon Retail Limited | Operational | 585.06 |
| Loan | 21-03-2021 07-12-2021 12-03-2022 | Loan / advances are provided to WOS for its operational purpose | Kanvas Concepts Private Limited | Operational | 77.76 |

pursuant to issue of Bonus shares remains the same.

Your directors are of the opinion that the reply to aforesaid observation is already given in the Boards' report for FY 21 which stand same and do not call for further explanation as the Company yet to receive requisite documents from concern shareholders.

Cost Audit:

Pursuant to Section 148 of the Act read with Rule 14 of the Companies (Cost Records and Audit) Amendment Rules, 2014, the cost audit records of the Company are required to be audited. The Directors, on the recommendation of the Audit Committee, appointed M/s. GNV & Associates, Cost Accountants, Bangalore, to audit the cost accounts of the Company for the FY ending 31st March, 2023 on a remuneration of Rs 2,50,000/- (Rupees Two Lakh Fifty Thousand) plus out of pocket expenses and applicable taxes. The remuneration payable to the Cost Auditor is required to be ratified by the shareholders at the ensuing AGM.

Internal Audit

Mrs. Pooja Dharewa from KD Practice and Consulting Private Limited are the internal auditor of the Company during FY 2021-22.

25. Transfer to Investor Education and Protection Fund (IEPF)

In accordance with the provisions of Sections 124 and 125 of the Act and Investor Education and Protection Fund (Accounting, Audit, Transfer and Refund) Rules, 2016 ("IEPF Rules"), dividends of a Company which remain unpaid or unclaimed for a period of seven years from the date of transfer to the Unpaid Dividend Account shall be transferred by the Company to the Investor Education and Protection Fund ("IEPF").

In terms of the foregoing provisions of the Act, there is no dividend which require to be transferred to the IEPF by the Company during the year ended 31st March 2022.

26. Particulars of Loans, Guarantees and Investments

The particulars of Loans given, investments made, guarantees given and securities provided in accordance with the provisions of Section 186(4) of the Companies Act, 2013 during the year under review are as follows;

| Category | Date of Board meeting in which such loan / investment / guarantee / security approved | Details of Loan / investment / Security / Guarantee | Name of the Company in which Investment / Loan / Guarantee is made / given | Purpose of which the loan / guarantee / security is proposed to be utilized by the recipient | Amount (In Lakhs) |
|----------|---|---|--|--|-------------------|
| Loan | 27-07-2021 | Loan / advances are provided to WOS for its operational purpose | Komfort Universe Products and Services Limited | Operational | 81.40 |
| Loan | 27-07-2021 | Loan / advances are provided to WOS for its operational purpose | Belvedere International Limited | Operational | 13.01 |

27. Particulars of Contracts or Arrangements with related parties

Related party transactions entered during the financial year under review are disclosed in Notes to the financial statements of the Company for the financial year ended 31st March, 2022. These transactions entered were at an arm's length basis and in the ordinary course of business.

There were no materially significant related party transactions with the Company's promoters, directors, management or their relatives, which could have had a potential conflict with the interests of the Company. Form AOC-2, containing the note on the aforesaid related party transactions are given elsewhere in this report and the same forms part of this report

28. Risk Management System

As a diversified enterprise, your Company believes that, periodic review of various risks which have a bearing on the business and operations is vital to proactively manage uncertainty and changes in the internal and external environment so that it can limit the negative impact and capitalize on opportunities.

Keeping the above in view, your Company has formulated a Risk Management Policy duly reviewed by the Board of Directors. The policy includes risk identification, analysis and prioritization of risk and development of risk mitigation plans. The Company has constituted a Risk Management Committee to look into the risk involved with the Company and its

Mitigation.

29. Safety, Health and Environment

The Safety & Health of the employees are accorded the highest priority and safety is considered as one of the most important key performance indicators (KPI's) of the Company. The management is committed to ensure zero harm to its employees and to all persons within the Company premises. Safety and occupational health responsibilities are integral to the Company's business processes, as spelt out in the Company's Safety, Health and Environment Policies and procedures.

The Company had implemented sanitization at all workplace, seating arrangement with a distance of 2

meters, Health and Travel declaration form, thermal scanning at gate entry to capture temperature of individual and generate alert in case of any abnormality to curb the spread of COVID.

The Company has substantially reduced the number of on-site injuries with its strong emphasis on improving health and safety parameters, reducing risks through people engagement, capability building, and its strengthening health and safety management systems and processes.

The Company is also committed to minimizing the environmental impact of its operations, through adoption of sustainable practices. The Company integrates the consideration of environmental concerns and impacts into its decision making and activities by promoting environmental awareness among our employees and encouraging them to work in an environmentally responsible manner & communicate our environmental commitment to clients, customers, the public and encourage them to support it. It also strives to continually improve its environmental performance by minimizing the social impact and damage by periodically reviewing the policy in light of its current and planned future activities.

The Company stands ahead of its peers for its management of natural resources, energy management, carbon emissions reduction, conservation of water resources and biodiversity and management of waste and is committed to providing a quality service in a manner that ensures a safe and healthy workplace for our employees and minimizing our potential impact on the environment. The Company operates in compliance with all relevant environmental legislation and we will strive to use pollution prevention and environmental best practices.

In addition to complying with all applicable environmental laws and regulations, the Company is committed to:

- Proper management of Hazardous waste & solid waste
- Maintain 'Zero' discharge pattern by installation of Effluent Treatment Plant & Sewage Treatment Plant.

- Regular compliance of environmental Rules & Regulation.

- Maintain open channels of communication with customers, employees, government agencies, public officials, the media and the public to meet their information needs in regard to energy, environment and sustainability issues.

The Company gives a lot of emphasis on inculcating safety in the lives of its employees. Employees, including contractors, are provided safety training regularly. The Company's factories are certified with OHSAS:18001 standard.

30. Vigil Mechanism/ Whistle Blower Policy

The Company has a vigil mechanism for Directors and Employees to report their concerns about unethical behavior, actual or suspected fraud or violation of the Company's Code of Conduct. The mechanism provides for adequate safeguards against victimization of Directors and employees who avail the mechanism. In exceptional cases, Directors and employees have direct access to the Chairperson of the Audit Committee. The Vigil Mechanism (Whistle Blower policy) is available on the Company's website i.e. www.kurlon.com.

31. Corporate Social Responsibility (CSR)

Your Company being a responsible Corporate Citizen and an early adopter of CSR initiatives, works primarily through various Trusts/societies, School and Colleges, towards supporting projects in the areas of promotion of health, Education and development; rehabilitation, enhancing vocational skills; promoting healthcare including preventive health care and rural development. The Company's CSR Policy is available on the website of the Company at www.kurlon.com. The CSR Policy of the Company is amended vide Board resolution dated May 7, 2021 to incorporate amendments brought about to the provisions of section 135 of the Act and rules vide notification dated 22nd January, 2021 issued by MCA. A report on CSR activities as required under Rule 8 of the Companies (Corporate Social Responsibility) Rules, 2014 is enclosed as Annexure – E. The Board of Directors of the Company at their meeting held on May 7, 2021 have also reconstituted its CSR Committee comprising 4 (four) Directors with majority of independent Directors.

The Board of directors of your Company at their meeting held on May 7, 2021 had unanimously resolved to form a public charitable trust in the name of Kurlon Kares Trust (KKT), a non-profit entity, to support initiatives that benefit the society at large without any distinction of place, nationality or creed, for the advancement of learning and research, the relief of distress and other charitable purposes without any profit motive. The Trust would be undertaking various CSR activities like Promotion of Health and Education, Stray animal's welfare, Natural Resource Management and Rural

Livelihoods, Media Art and Culture, Urban Poverty and Livelihoods, Civil Society etc. in more controlled, effective, systematic and transparent manner.

32. Business Responsibility Report

Kurlon as a responsible citizen has adopted and committed to maintain ethical business standards to promote inclusive growth and sustainable development of business, ensuring that all aspects within the ambit of the ESG components are adequately covered. This is in line with Company's philosophy of 'to deliver exponential growth and maximized wealth for channel and stakeholders in a socially responsible way.

At Kurlon, we commit ourselves to operate our business in a sustainable manner. We ensure that prime focus is given to enhance sustainable business operations, based on the National Voluntary Guidelines (NVG). This includes our initiatives towards Employee Wellbeing, Environmental Responsibility and Community Wellness. The Business Responsibility Report (BRR) even though not mandatory for the company, is aligned with National Voluntary Guidelines (NVGs) on Social, Environmental and Economic Responsibilities of Business, issued by Ministry of Corporate Affairs.

Our Principle Wise Performance are as follows;

Principle 1 : Businesses should conduct and govern themselves with Ethics, Transparency and Accountability

1. Does the policy relating to ethics, bribery and corruption cover only the company? Yes / No. Does it extend to the Group / Joint Ventures / Suppliers/ Contractors/NGOs/ Others?

This covers the Company, subsidiaries and group companies

2. How many stakeholder complaints have been received in the past financial year and what percentage was satisfactorily resolved by the management? If so, provide details thereof, in about 50 words or so.

Consumer Complaints are being attended by a dedicated customer delight team (CDT) and are resolved expeditiously. During the year there have been 20230 Compliant received out of which 4 are open and rest are closed

Principle 2 : Businesses should promote the wellbeing of all employees

1. Please indicate the Total number of employees.

Total number of employees as on 31st March 2022 were 614.

2. Please indicate the Total number of employees hired on temporary/contractual/casual basis.

Out of the total Employees, 12 were on contractual basis

3. Please indicate the Number of permanent women employees.

The number of women employees as on 31st March 2022 was 17.

4. Please indicate the Number of permanent employees with disabilities

Number of permanent employees with disabilities as on 31st March 2022 were ZERO.

5. Do you have an employee association that is recognized by management

No

6. What percentage of your permanent employees is members of this recognized employee association?

Not Applicable

7. Please indicate the Number of complaints relating to child labour, forced labour, involuntary labour, sexual harassment in the last financial year and pending, as on the end of the financial year.

| No. | Category | No of Complaints Filed during the Financial year | No of Complaints Pending as on end of the Financial year |
|-----|--|--|--|
| 1. | Child labour/forced labour/ Involuntary labour | Nil | Nil |
| 2. | Sexual harassment | Nil | Nil |
| 3. | Discriminatory employment | Nil | Nil |

8. What percentage of your under mentioned employees were given safety & skill up-gradation training in the last year?

- (a). Permanent Employees 100%
 (b). Permanent Women Employees 100%
 (c). Casual/Temporary/Contractual Employees-100%
 (d). Employees with Disabilities- Not Applicable

Principle 3 : Businesses should respect and promote human rights.

1. Does the policy of the company on human rights cover only the company or extend to the Group/ Joint Ventures/ Suppliers/ Contractors/ NGOs/ Others?

This covers the Company, subsidiaries and group companies

2. How many stakeholder complaints have been received in the past financial year and what percent was satisfactorily resolved by the management?

No complaint was received by the Company on Human rights issue

Principle 4 : Businesses when engaged in influencing public and regulatory policy, should do so in a responsible manner

1. Is your company a member of any trade and chamber or association? If Yes, Name only those major ones that your business deals with:

The Associated Chambers of Commerce and Industry of India (ASSOCHAM)
 Confederation of Indian Industry (CII)
 All India Manufactures Organization (AIMO) and
 All India Coir Mattress Manufactures Association (AICMMA)

2. Have you advocated/lobbied through above associations for the advancement or improvement of public good? Yes/No; if yes specify the broad areas (drop box: Governance and Administration, Economic Reforms, Inclusive Development Policies,

Yes, all of the above

Principle 5 : Businesses should engage with and provide value to their customers and consumers in a responsible manner

1. What percentage of customer complaints / consumer cases are pending as on the end of financial year

As on 31 March, 2022 Company has 4 (four) consumer complaints pending.

2. Does the company display product information on the product label, over and above what is mandated as per local laws? Yes/No/N.A. /Remarks(additional information)

Yes

3. Is there any case filed by any stakeholder against the company regarding unfair trade practices, irresponsible advertising and / or anti-competitive behavior during the last five years and pending as on end of financial year. If so, provide details thereof, in about 50 words or so.

There was no case filed for unfair trade practice, irresponsible advertising or anti-competitive behavior over the last 5 years

4. Did your company carry out any consumer survey / consumer satisfaction trends?

Yes but for satisfaction and better improvement.

Principle 6 : Businesses should provide goods and

services that are safe and contribute to sustainability throughout their life cycle

1. List up to 3 of your products or services whose design has incorporated social or environmental concerns, risks and / or opportunities.

(a). The company recycles the scrap foam to re-bonded foam and does not dispose any to the environment

(b). the rubberized coir cuts are reused back to the mattress avoiding additional coir requirement or land fill.

2. For each such product, provide the following details in respect of resource use (energy, water, raw material etc.) per unit of product(optional):

(a). The reduction in foam scrap has increased the Yield reducing the requirement of raw material

(b). the coir cuts were otherwise used as fuel / land fill which has been avoided

3. Does the company have procedures in place for sustainable sourcing (including transportation)?

(a) If yes, what percentage of your inputs was sourced sustainably? Also, provide details thereof, in about 50 words or so.

Company believes in sustainable sourcing and logistic solutions, today about roughly 10 % of our raw material are sourced in bulk. This eliminates wastage of packaging material and disposal concern.

4. Has the company taken any steps to procure goods and services from local & small producers, including communities surrounding their place of work?

(a) If yes, what steps have been taken to improve their capacity and capability of local and small vendors?

Yes. In terms of support, the Company is giving business to the small vendors and local communities in which the company operates. The Company is also spending on CSR projects specially focusing in the area in which local and small vendor communities are present and also closest to the production unit located across India.

5. Does the company have a mechanism to recycle products and waste? If yes what is the percentage of recycling of products and waste (separately as <5%, 5-10%, >10%). Also, provide details thereof, in about 50 words or so.

Company does have a mechanism to recycle waste/scrap. Some scrap products of the Company like foam is converted into re-bonded/ chip foam and also coir trim waste is effectively used for production of Coir Mattresses. EPE trim waste is recycled for production of fresh EPE products. The total percentage of recycling of the products and waste is 12%.

Principle 7 : Businesses should respect the interests of, and be responsive to the needs of all stakeholders,

especially those who are disadvantaged, vulnerable, and marginalized.

1. Has the company mapped its internal and external stakeholders?

Yes

2. Out of the above, has the company identified the disadvantaged, vulnerable & marginalized stakeholders?

Yes

3. Are there any special initiatives taken by the company to engage with the disadvantaged, vulnerable and marginalized stakeholders. If so, provide details thereof, in about 50 words or so.

The Company CSR team provides and promotes skill development and education to under privileged children. The Company had initiated the CSR project "Vidhya Ratna" to support the government schools going children under the age of 18 age to promote education and overall development.

Principle 8 : Business should respect, protect, and make efforts to restore the environment

1. Does the policy related to Principle 8 cover only the company or extends to the Group/Joint Ventures / Suppliers / Contractors / NGOs / others.

It extends to the Subsidiaries and group companies.

2. Does the company have strategies/ initiatives to address global environmental issues such as climate change, global warming, etc? Y/N. If yes, please give hyperlink for webpage etc.

The Company has installed Solar power plants at its factories for conserving energy. In addition the Company has 3 Subsidiaries Viz. Sirar Solar Energies Private Limited, Sirar Dhotre Solar Private Limited and Sevalal Solar Private Limited which produces clean energy addressing in its own small way global environmental issue of client change and global warming. For more details on conservation of energy Please refer the directors report.

3. Does the company identify and assess potential environmental risks?

Yes

4. Does the company have any project related to Clean Development Mechanism? If so, provide details thereof, in about 50 words or so. Also, if Yes, whether any environmental compliance report is filed?

Same as point 2 above.

5. Has the company undertaken any other initiatives on – clean technology, energy efficiency, renewable energy, etc. Y/N. If yes, please give hyperlink for web page etc.

Same as point 2 above.

6. Are the Emissions/Waste generated by the company within the permissible limits given by CPCB/SPCB for the financial year being reported?

Yes

7. Number of show cause / legal notices received from CPCB/SPCB which are pending (i.e. not resolved to satisfaction) as on end of Financial Year.

No

Principle 9 : Businesses should support inclusive growth and equitable development

1. Does the company have specified programmes / initiatives/projects in pursuit of the policy related to Principle 9? If yes details thereof

Yes. The programs are mostly implemented through the CSR arm of the Company. These include awareness programs, Swachh Bharat Campaigns, Skill Development Programs, Education to under privileged children program etc.

2. Are the programmes / projects undertaken through in-house team / own foundation / external NGO / government structures / any other organization?

As of now "in house CSR team" of the Company, monitors and coordinates with external NGOs/Trust/other organizations to undertake such programmes/projects. The Company has recently formed "KURLON KARE FOUNDATION" to implement this going forward.

3. Have you done any impact assessment of your initiative?

Not Applicable as per CSR Rules.

4. What is your company's direct contribution to community development projects- Amount in INR and the details of the projects undertaken

The Company and its CSR team has incurred a sum of Rs. 1,72, 77, 953/- on CSR projects comprising of health, Education, skill development and livelihood during the year.

5. Have you taken steps to ensure that this community development initiative is successfully adopted by the community? Please explain in 50 words, or so

The Company and its CSR team encourages all communities to adopt the development programs and it is observed that such programs are well received by community and supported throughout in a sustainable way.

33. Internal Financial Controls and Audit

Your Company has an adequate system of internal controls. This ensures that all assets are safeguarded and protected against loss from unauthorized use or disposition and those transactions are authorized, recorded and reported correctly.

The Company's internal control framework focus on strong governance, vigilant finance function and independent internal reviews. Risk evaluation exercise priorities risks facing the business, on the basis of which strategies are formulated. The Audit Committee periodically reviews and takes suitable actions for any deviation, observation or recommendation suggested by the internal auditor. The Company strives to follow the best practices in corporate governance. Well documented policies and procedures enable it to strictly adhere to all applicable procedures, laws, rules and statutes. Accounting Standards are strictly followed while recording transactions. A host of strategies are devised in addition to robust MIS systems, for real-time reporting, so as to control expenses. Any variance from budgetary allocation is promptly reported and corrected to ensure strict compliance.

34. Annual Return

The Annual Return of the Company as on March 31, 2022 will be available on the Company's website at www.kurlon.com.

35. Significant and Material Orders

There are no significant and material orders passed by regulators or courts or tribunals impacting the going concern status and Company's operations in future.

36. Secretarial Standards

The Company is in compliance with the Secretarial Standards on Meetings of Board of Directors (SS-1) and General Meetings (SS-2)

37. Sexual Harassment of Women at Workplace (Prevention, Prohibition and Redressal) Act, 2013 (SHWWA);

Your Company has always believed in providing a safe and harassment free workplace for every individual working in Company's premises through various interventions and practices. The Company always endeavors to create and provide an environment that is free from discrimination and harassment including sexual harassment.

A policy on Prevention of Sexual Harassment at Workplace has been released by the Company. The policy aims at prevention of harassment of employees and lays down the guidelines for identification, reporting and prevention of undesired behavior. Three member Internal Complaints Committee (ICC) was set up from the senior management with women employees constituting majority. The ICC is responsible for redressal of complaints related to sexual harassment and follows the guidelines provided in the Policy.

No complaints pertaining to sexual harassment was reported during the year.

38. Conservation of Energy, Technology Absorption and Foreign Exchange Earnings and Outgo

The particulars, as prescribed under Sub-section (3)(m) of Section 134 of the Companies Act, 2013, read with the Companies (Accounts) Rules, 2014, are enclosed as Annexure "F" to the Board's report.

39. Human resources and industrial relations

The Company believes that the quality of employees is the key to its success. In view of this, it is committed to equip them with skills, enabling them to evolve with technological advancements.

During the year, the Company organized various training programmes for its employees PAN INDIA on safety and awareness, inspection and quality control measures, preventive & predictive Maintenance, waste management, NPD, IR & HR Related, quality awareness, process control, Automation, ERT, customer orientation and skills.

The HR department of the Company was continuously in touch with employees to guide and solve problems. It created awareness regarding COVID-19 and educated employees about precautions. The Company conducted all interviews through telephone and video calls in reference to the need for social distancing. The Company's permanent employee strength stood at 614 as on 31st March, 2022

40. Acknowledgements

The Directors express their appreciation to all employees of the various divisions for their diligence and contribution to Performance. The Directors also record their appreciation for the support and co-operation received from dealers, agents, suppliers, bankers and all other stakeholders. Last but not the least, the Directors wish to thank all shareholders for their continued support.

**For and on Behalf of the Board
For Kurlon Enterprise Limited**

**Sd/-
(T. Sudhakar Pai)
Managing Director
DIN : 00043298**

**Sd/-
(H. N. Shrinivas)
Independent Director
DIN : 07178853**

**Date : 28-11-2021
Place : Bangalore.**

Form AOC-2

((Pursuant to Clause (h) of sub-section (3) of section 134 of the Act and Rule 8(2) of the Companies (Accounts) Rules, 2014)

Form for disclosure of particulars of contracts / arrangements entered into by the company with related parties referred to in sub-section (1) of section 188 of the Companies Act, 2013 including certain arm's length transactions under third proviso thereto

1. Details of contracts or arrangements or transactions not at arm's length basis: Nil

2. Details of material contracts or arrangement or transactions at arm's length basis

The details of material contracts or arrangement or transactions at arm's length basis for the year ended March 31, 2022 are as follows;

| Name of related party | Nature of relationship | Nature of Transactions | Duration of Contract | Salient Terms | Date of Board approval | Rs. in Lakhs |
|---|--|-----------------------------|----------------------|---------------------------|------------------------|--------------|
| Kurlon Limited | Holding Company | Purchase of goods | Ongoing | as per BTA | 27.07.2021 | 7846.98 |
| Kurlon Limited | Holding Company | Sale of Goods | Ongoing | as per BTA | 27.07.2021 | 183.07 |
| Mrs. Jyothi A Pradhan | CEO | Remuneration | NA | as per members resolution | 21.03.2021 | 79.07 |
| Mr. T Sudhakar Pai | Managing Director | Remuneration | Ongoing | as per members resolution | 27.09.2017 | 75.92 |
| Manipal Advertising Services (P) Ltd | Entity Significantly influenced by Director(s) | Advertisement Expenses | Ongoing | as per PO | 27.07.2021 | 1301.93 |
| Starship Global VCT LLP | Entity Significantly influenced by Director(s) and his relatives | Freight & Warehouse Charges | Ongoing | as per MOU | 27.07.2021 | 5236.12 |
| Starship Value Chain and Manufacturing Private Ltd. | WOS | Freight & Warehouse Charges | Ongoing | as per MOU | 27.07.2021 | 1465.47 |
| Manipal Travels (India) (P) Limited | Entity Significantly influenced by Director(s) and his relatives | Travel Expenses | Ongoing | as per MOU | 27.07.2021 | 134.31 |
| Kurlon Retail Limited | WOS | Sale of goods | Ongoing | as per MOU | 27.07.2021 | 1171.67 |
| Komfort Universe Products & Services Ltd | WOS | Sale of goods | Running | as per MOU | 27.07.2021 | 6227.77 |

*Sale of goods to KL are Excluding of Rate Difference on purchase.

Note : Transactions like payment of managerial remuneration and Dividend are as per the terms approved by the shareholders. Transactions pertaining to rental, legal and professional fees, freight and warehouses charges, advertisement expenses, sale and purchases are also entered in the ordinary course of business at an arm's length basis as per business requirements of the Company.

FORM AOC - 1

Statement containing salient features of the financial statement of Subsidiaries/associate companies/joint ventures (Pursuant to first proviso to sub-section (3) of section 129 read with rule 5 of Companies (Accounts) Rules, 2014)

Part A: Subsidiaries

(Information in respect of each subsidiary are presented with amounts in Lakhs).

| Sl. No. | Particulars | Subsidiary 1 | Subsidiary 2 |
|---------|---|-----------------------|--|
| 1 | Name of Subsidiary | KURLON RETAIL LIMITED | KOMFORT UNIVERSE PRODUCTS AND SERVICES LIMITED |
| 2 | Date of Incorporation | 31/08/2012 | 18/01/2021 |
| 3 | Reporting period for the subsidiary concerned, if different from the holding company's reporting period | NA | 18.01.2021 to 31.03.2022 |
| 4 | Reporting currency and Exchange rate as on the last date of the relevant financial year in the case of foreign subsidiaries | NA | NA |
| 5 | Share capital | 763.33 | 5.00 |
| 6 | Reserves & Surplus | (2,595.70) | (393.84) |
| 7 | Total Assets | 2,368.05 | 235.85 |
| 8 | Total Liabilities (Excluding Share capital & Reserve & Surplus) | 4200.42 | 624.69 |
| 9 | Investments | - | - |
| 10 | Turnover / Income from operations | 1,650.35 | 4,499.65 |
| 11 | Profit / (Loss) before Tax | (1,236.38) | (393.84) |
| 12 | Provision for Taxation | 2.46 | - |
| 13 | Profit/(Loss) After Tax | (1,238.84) | (393.84) |
| 14 | Proposed Dividend | - | - |
| 15 | % of shareholding | 100% | 100% |

| Sl. No. | Particulars | Subsidiary 3 | Subsidiary 4 | Subsidiary 5 |
|---------|--|---------------------------------|---------------------------------|--|
| 1 | Name of Subsidiary | BELVEDORE INTERNATIONAL LIMITED | KANVAS CONCEPTS PRIVATE LIMITED | STARSHIP VALUE CHAIN AND MANUFACTURING PRIVATE LIMITED |
| 2 | Date of Incorporation | 21/12/2020 | 22/09/2020 | 09/10/2020 |
| 3 | Reporting period for the subsidiary concerned, if different from the holding company's reporting period | NA | NA | NA |
| 4 | Reporting currency and Exchange rate as on the last date of the NA relevant financial year in the case of foreign subsidiaries | NA | NA | |
| 5 | Share capital | 5.00 | 1.00 | 0.50 |
| 6 | Reserves & Surplus | (41.60) | (113.20) | 203.46 |
| 7 | Total Assets | 10.29 | 155.29 | 1,734.16 |
| 8 | Total Liabilities (Excluding Share capital & Reserve & Surplus) | 46.89 | 267.48 | 1530.20 |
| 9 | Investments | - | - | - |

Annexure - A



Annexure - B

REPORT ON CORPORATE GOVERNANCE

1. COMPANY'S PHILOSOPHY ON CORPORATE GOVERNANCE

Kurlon Enterprise Limited (hereinafter "Company") believes that good corporate governance is process in directing and controlling the affairs of the Company in a systematic and efficient manner and helps in achieving the goal of maximizing value of Company's stakeholders in a sustainable manner. Company's Governance framework is built on transparency, integrity, ethics, honesty and accountability as core values, and the management believes that practice of each of these creates the right corporate culture fulfilling the purpose of Corporate Governance. It is not mere compliance of laws, rules and regulations, but also the application of best management practices and adherence to the highest ethical principles in all its dealings, to achieve the objects of the Company, enhance stakeholder value and discharge its social responsibility. Above all, it is a way of life, rather than merely a legal compulsion.

Our corporate governance is a reflection of our value system encompassing our culture, policies, and relationships with our stakeholders. Integrity and transparency are key to our corporate governance practices to ensure that we gain and retain the trust of our stakeholders at all times. Our corporate governance framework ensures that we make timely disclosures and share accurate information regarding our financials and performance, as well as disclosures related to the leadership and governance of the Company.

Your Company's philosophy on the Code of Governance is based on the belief that effective Corporate Governance practices constitute a strong foundation on which successful commercial enterprises are built. Good Corporate Governance is indispensable to resilient and vibrant stakeholders value and is, therefore, an important instrument of investor protection as well. Your Company lays great emphasis on a corporate culture of conscience, integrity, fairness, transparency, accountability and responsibility for efficient and ethical conduct of its business. To maintain reliability and transparency of management, by implementing fair and efficient corporate practice that reflects the true spirit of the organization's philosophy.

However, your Company is not a listed company hence it is not bound to comply with the requirements of Corporate Governance stipulated in the Securities and Exchange Board of India (Listing Obligations and Disclosure Requirements) Regulations, 2015 ('Listing Regulations'). The Company recognizes that good Corporate Governance is a Continuing exercise and reiterates its commitment to pursue highest standards of Corporate Governance in the overall interest of all the stakeholders. The Company is conscious of its

responsibility as a good corporate citizen. The Company values transparency, professionalism and accountability.

2. BOARD OF DIRECTORS

I. Composition & Category of Directors;

The Board of Directors, along with its Committees, provides leadership and guidance to the management and directs and supervises the performance of the Company, thereby enhancing stakeholder value. The Board has a fiduciary relationship in ensuring that the rights of all stakeholders are protected. Your Company has an engaged and well informed Board with qualifications and experience in diverse areas. The Board composition is in conformity with the Companies Act, 2013 ('the Act'). The Board comprises with highly qualified members possessing required skills, expertise and competence in making effective contributions towards the growth of the company.

The Board of Kurlon Enterprise Limited consists of eminent persons with optimum balance of Executive, Non-Executive and Independent Directors, having professional expertise and valuable experience in their respective areas of specialization and bring a wide range of skills and experience to the Board.

The Chairman of the Board is the Executive Director and provides vision and leadership for achieving the approved strategic plan and business objectives with support of other board members and Chief Executive Officer ("CEO"). The Managing Director presides over the Board and the Shareholders' meetings. The Board further confirms that in its opinion, the independent directors fulfil the conditions specified in the Companies Act, 2013 and are independent from management.

While appointing new Directors on the Board, the Nomination and Remuneration Committee of the Board considers the qualifications, positive attributes and independence as per the criteria laid down in that behalf and makes its recommendation to the Board for its consideration.

As on the date of this report the Board comprises of 5 (Five) Directors, which include 2 (Two) Non-Executive Independent Directors, 1 (One) Executive Director, 1(One) Non-Executive Women Director and 1 (One) Additional Director.

The Board, inter-alia, provides leadership, strategic guidance, objective and independent view / judgment to the Company's management. The Board meets at regular intervals for planning, assessing and evaluating all important business. The Board members are updated from time to time, on the Company's procedures and policies as per the familiarization program devised in that behalf by the Company.

| Sl. No. | Particulars | Subsidiary 3 | Subsidiary 4 | Subsidiary 5 |
|---------|---------------------------------|--------------|--------------|--------------|
| 10 | Turnover/Income from operations | - | 36.73 | 2,137.81 |
| 11 | Profit / (Loss) before Tax | (41.45) | (89.27) | 160.62 |
| 12 | Provision for Taxation | - | 3.42 | (43.01) |
| 13 | Profit / (Loss) After Tax | (41.45) | (92.69) | 203.63 |
| 14 | Proposed Dividend | - | - | - |
| 15 | % of shareholding | 100% | 100% | 100% |

| Sl. No. | Particulars | Subsidiary 6 | Subsidiary 7 | Subsidiary 8 |
|---------|---|--------------------------------------|------------------------------------|-------------------------------|
| 1 | Name of Subsidiary | SIRAR SOLAR ENERGIES PRIVATE LIMITED | SIRAR DHOTRE SOLAR PRIVATE LIMITED | SEVALAL SOLAR PRIVATE LIMITED |
| 2 | Date of Incorporation | 22/06/2016 | 21/10/2016 | 25/10/2016 |
| 3 | Reporting period for the subsidiary concerned, if different from the holding company's reporting period | NA | NA | NA |
| 4 | Reporting currency and Exchange rate as on the last date of the relevant financial year in the case of foreign subsidiaries | NA | NA | NA |
| 5 | Share capital | 5.00 | 5.00 | 5.00 |
| 6 | Reserves & Surplus | (42.48) | 36.24 | 32.21 |
| 7 | Total Assets | 128.49 | 309.83 | 313.39 |
| 8 | Total Liabilities (Excluding Share capital & Reserve & Surplus) | 165.96 | 268.60 | 276.19 |
| 9 | Investments | - | - | - |
| 10 | Turnover/Income from operations | 103.89 | 78.88 | 70.48 |
| 11 | Profit/(Loss)before Tax | (12.79) | 14.02 | 10.81 |
| 12 | Provision for Taxation | 1.20 | (5.68) | -6.77 |
| 13 | Profit/(Loss) After Tax | (13.99) | 19.70 | 17.58 |
| 14 | Proposed Dividend | - | - | - |
| 15 | % of shareholding | 93.80% | 93.80% | 93.80% |

Notes:

- Names of subsidiaries which are yet to commence operations – None
- Names of subsidiaries which have been liquidated or sold during the year – None

Part "B": Associates and Joint Ventures - NOT APPLICABLE

For and on Behalf of the Board For Kurlon Enterprise Limited

Date : 28-11-2022
Place : Bangalore.

Sd/-
(T. Sudhakar Pai)
Managing Director
DIN : 00043298

Sd/-
(H. N. Shrinivas)
Independent Director
DIN : 07178853



None of the Board of Directors of the Company is a member on more than 10 committees or Chairman of more than 5 committees, across all the listed / public limited Companies in which he/she is a Director. Necessary disclosures regarding Committee positions have been made by the Directors.

II. Attendance at the Board meeting, last Annual General meeting and number of other Directorships and

| Name of Director Designation / Category | No of Board Meetings attended during the F.Y. 2021-2022 | Whether attended AGM held on 25.11.2021 | No. of Directorships held in other Companies* | No. of Membership / Chairmanship in other Board Committee(s)** | |
|---|--|--|--|---|--------|
| | | | | Chairman | Member |
| Mr. T. Sudhakar Pai Managing Director Executive | 5 | Yes | 7 | - | 2 |
| Mrs. Jaya S Pai Non-Executive Director | 5 | Yes | 4 | 2 | 4 |
| Sri. S. Nagarajan Non-Executive Independent Director | 5 | Yes | 2 | 2 | 6 |
| Sri. H. N. Shrinivas Non-Executive Independent Director | 5 | No | 2 | 4 | 4 |
| Mr. Vishal Tulsyan Nominee Director, Non-Executive | 5 | No | 2 | - | 3 |

* Directorships held in Private Limited have been excluded. Directorship in all Public Limited entities including Kurlon Enterprise Limited are Shown.

** Memberships/ chairpersonships of Audit Committee, CSR, NRC and Stakeholders' Relationship Committee in all public limited Companies including Kurlon Enterprise Limited have been considered.

III. Meetings;

Five (5) Board Meetings were held during the year ended 31st March, 2022 i.e. on 07.05.2021, 27.07.2021, 07.12.2021, 28.10.2021 and 12.03.2022 respectively.

The gap between any two meetings did not exceed one hundred and twenty days. In view of Covid-19 pandemic some of the board meetings were held through video conferencing / other audio-visual means mode as allowed by the MCA vide its Circular No.20/2020 dated 5th May, 2020.

A meeting of the Independent Directors was held on 09.07.2021 and inter-alia, discussed on matters pertaining to performance review of the Board, Chairman and Non-Independent Directors.

IV. Disclosure Regarding Appointment & Re-appointment of Directors in the ensuing AGM

Details of directors seeking appointment/reappointment at the ensuing annual general meeting are provided in Annexure "A" annexed to the notice of AGM.

chairmanships / memberships of committees of each Director in various Companies.

Membership and Chairmanship of all Directors who are on various Committees, the composition of the Board and the number of outside Directorship and Committee position as held by each of the Directors during the financial year ended 31st March, 2022 are as follows:-

- To review of the Company's accounting policies, internal accounting and financial controls, risk management policies and such other matters.
- To discuss with the statutory auditors, before the audit commences, about the nature and scope of audit, as well as post-audit discussion to ascertain any area of concern.
- To hold timely discussions with the statutory auditors regarding critical accounting policies and practices and significant financial reporting issues and judgments made.
- To recommend to the Board the appointment, re-appointment and, if required, the replacement or removal of statutory auditors, remuneration and terms of appointment of auditors, fixation of audit fees and to approve payment for any other services rendered by the statutory auditors.
- To review and monitor the auditor's independence, qualification and performance and effectiveness of audit process.
- To review with the management, performance of the statutory and internal auditors.
- To review the adequacy of the internal audit function and the adequacy and efficacy of the internal control systems, including the structure of the internal audit department, approval of the audit plan and its execution, staffing and seniority of the official heading the department, reporting structure, budget, coverage and frequency of internal audit.
- To evaluate internal financial controls and risk management systems.
- Scrutiny of inter-corporate loans and investments;
- Valuation of undertakings or assets of the listed entity, wherever it is necessary;
- To discuss any significant findings with internal auditors and follow-up thereon.

| Name of the Member | Designation | No. of meetings during the year 2021-22 | |
|------------------------------|------------------------------------|--|----------|
| | | Held | Attended |
| Sri. S. Nagarajan, Chairman | Non-Executive Independent Director | 4 | 4 |
| Sri. H. N. Shrinivas, Member | Non-Executive Independent Director | 4 | 4 |
| Mr. T. Sudhakar Pai, Member | Managing Director, Executive | 4 | 4 |
| Mr. Vishal Tulsyan, Member | Nominee Director, Non-Executive | 4 | 1 |

Four (4) Audit Committee Meetings were held during the year ended 31st March, 2022, i.e., on 09.07.2021, 28.10.2021, 07.12.2021 and 12.03.2022. The gap between any two meetings did not exceed one hundred and twenty days and necessary quorum was present at all meetings. In view of Covid19 pandemic exists throughout the year, some of these Committee meetings were held through video conference or other audio visual means

- To review the findings of any internal investigations by the internal auditors into matters where there is suspected fraud or irregularity or failure of internal control systems of a material nature and reporting the matter to the Board.
- To look into the reasons for substantial defaults in payments to depositors, debenture holders, shareholders and creditors.
- To approve transactions, including any subsequent modifications, of the Company with related parties.
- To review and monitor the statement of use and application of funds raised through public offers and related matters.
- To review the functioning of the Whistle Blower/Vigil mechanism.
- To review the effectiveness of the system for monitoring compliance with laws and regulations and oversee compliance with legal and regulatory requirements.
- To approve the appointment of the Chief Financial Officer after assessing the qualifications, experience and background of the candidate.

b. Composition & Attendance during the year

The Audit Committee of the Company have been constituted in accordance with the provisions of Section 177 of the Act. All members of the Committee including its chairperson are financially literate, having the relevant accounting and financial management expertise.

The composition of the Audit Committee and the details of Meetings attended by the Directors during the year are given below:

mode as allowed by MCA vide its Circular No.20/2020 dated 5th May, 2020.

The Committee relies on the expertise and knowledge of the management, the internal auditor and the statutory auditor, in carrying out its oversight responsibilities. It also uses external expertise, if required. The management is responsible for the preparation, presentation and integrity of the Company's financial

Annexure - B

statements, including consolidated statements, accounting and financial reporting principles. The management is also responsible for internal control over financial reporting and all procedures are designed to ensure compliance with accounting standards, applicable laws and regulations as well as for objectively reviewing and evaluating the adequacy, effectiveness and quality of the Company's system of internal controls.

The Chairperson of the Audit Committee attended the last Annual General Meeting of the Company held on 25th November, 2021. The Company Secretary acts as secretary to the meeting.

4. NOMINATION AND REMUNERATION COMMITTEE

a. Term of reference;

The terms of reference of the Committee broadly cover the matters specified for the Nomination and Remuneration Committee under Section 178 of the Companies Act, 2013.

The Nomination and Remuneration Committee has been entrusted with the following responsibilities;

- Formulation of the criteria for determining

qualifications, positive attributes and independence of a director and

Recommend to the board of directors a policy relating to, the remuneration of the directors, key managerial personnel and other senior management;

- Formulation of criteria for evaluation of performance of independent directors and the board of directors;
- To carry out evaluation of every Director's performance;
- To devise policy on Board diversity;
- Identifying persons who are qualified to become directors and who may be appointed in senior management in accordance with the criteria laid down, and recommend to the board of directors their appointment and removal.
- To carry out any other function as is mandated by the Board from time to time and / or enforced by any statutory notification, amendment or notification as may be applicable.

b. Composition and Attendance during the year

The Composition of the said Committee and details of meetings attended by the Directors are given below:

| Name of the Member | Designation | No. of meetings during the year 2021-22 | |
|----------------------------------|------------------------------------|---|----------|
| | | Held | Attended |
| Sri H. N. Shrinivas* Chairman | Non-Executive Independent Director | 3 | 3 |
| Sri. S. Nagarajan* Member | Non-Executive Independent Director | 3 | 4 |
| Mrs. Jaya S. Pai Member | Non-Executive Director | 3 | 4 |
| Mr. Vishal Tulsyan Member | Nominee Director, Non-Executive | 3 | 1 |

* w.e.f. May 7, 2021

The constitution and composition of the Committee thus satisfy the requirements of Section 178 of the Act. The Committee during the financial year 2021-22, met on 03.05.2021, 27.07.2021 & 07.12.2021. The Chairman of the Nomination and Remuneration Committee did not attend last Annual General Meeting of the Company held on 25th November, 2021 due to preoccupation somewhere else. The Company Secretary acts as secretary to the meeting.

c. Remuneration policy:

In view of the requirement of the provision of section 178 of Companies Act, 2013, the NRC has suitably framed and implemented remuneration policy of the Company to keep pace with the business environment and market linked positioning. The NRC takes into consideration the best remuneration practices being followed in the

industry while fixing appropriate remuneration packages for Directors, Key managerial personnel and Senior Management which are designed based on the following set of principles:

- Aligning Key Executive and Board remuneration with the longer term interests of the Company and its shareholders;
- Minimize complexity and ensure transparency;
- Link to long term strategy as well as annual business performance of the Company;
- Promotes a culture of meritocracy and is linked to key performance and business drivers; and
- Reflective of line expertise, market competitiveness so as to attract the best talent.

Remuneration paid to Executive Directors & KMP(s)

As per the remuneration policy the remuneration paid to Executive Directors is recommended by the NRC and approved by the Board in the Board Meeting, subject to the subsequent approval by the shareholders at the General Meeting and such other authorities, as the case may be.

At the Board meeting, only the Non-Executive and Independent Directors vote in approving the remuneration paid to the Executive Directors. The remuneration is arrived by considering various factors such as qualification, experience, expertise, prevailing remuneration in the industry and the financial position of the Company. The elements of the remuneration and limits are pursuant to the provisions of Section 197, 198 and Schedule V of the Act. The remuneration structure comprises of Basic Salary, Commission, Perquisites if any and Allowances, Contribution to Provident Fund and other funds as per company policy. The term of appointment of Executive Directors is 5 (five) years.

5. SHAREHOLDERS'/ INVESTORS GRIEVANCE COMMITTEE OR STAKEHOLDERS' RELATIONSHIP COMMITTEE

a. Terms of Reference

The Committee, inter-alia, approves issuance of duplicate share certificates as well as oversees and

reviews all matters connected with the securities transfer, transmission, nomination, dematerialization and rematerialization including redressing grievances related thereto, allotment of shares and to review from time to time overall working of the secretarial department/RTA of the Company relating to the shares/securities. The Committee also considers redressing of shareholder's complaints relating to non-receipt of notices/annual reports and dividends etc.

b. Composition and Attendance during the year;

During the financial year ended 31st March, 2022 the Committee met 2 times on 09.07.2021 and 07.12.2021. The necessary quorum was present at all meetings. The Company Secretary of the Company acts as the secretary to the meeting. The Chairman of the Committee did not attend last Annual General Meeting of the Company held on 25th November, 2021. The constitution of the Committee is in compliance with section 178 of the Act.

The composition of the SRC and the details of the Meetings attended by the Directors during the year are given below:

| Name of the Member | Designation | No. of meetings during the year 2021-22 | |
|-------------------------------------|------------------------------------|---|----------|
| | | Held | Attended |
| Sri. H. N. Shrinivas Chairperson | Non-Executive Independent Director | 2 | 2 |
| Sri. S. Nagarajan, Member | Non-Executive Independent Director | 2 | 2 |
| Mr. T Sudhakar Pai, Member | Managing Director, Executive | 2 | 2 |
| Mr. Vishal Tulsyan, Member | Nominee Director, Non-Executive | 2 | - |

c. Details of investor complaints received, redressed and pending during the financial year ended 31st March, 2022.

| Opening Balance | Received | Resolved | Closing balance |
|-----------------|----------|----------|-----------------|
| Nil | Nil | Nil | Nil |

6. CORPORATE SOCIAL RESPONSIBILITY COMMITTEE ("CSR" COMMITTEE)

a. Term of reference

The terms of reference of the CSR Committee cover the matters specified for CSR Committees under Section 135 of the Companies Act, 2013 read with read with Companies (Corporate Social Responsibility) Rules, 2014 which includes to Formulate and recommend to the Board, a Policy on CSR, indicating the activity or activities to be undertaken by the Company as specified in Schedule VII of the Act, to recommend the amount to be spent on the CSR activities or Monitor the

Company's CSR Policy periodically or to oversee the Company's conduct with regard to its Corporate and societal obligations and its reputation as a responsible corporate citizen and such other matters and functions as may be prescribed from time to time.

The Board has adopted the CSR Policy as formulated and recommended by the CSR Committee. The Annual Report on CSR activities for the year 2021-22 is annexed as an Annexure F forms a part of the Board's Report.

b. Composition and Attendance during the year;

The Corporate Social Responsibility Committee of the Board ("CSR Committee") has been constituted pursuant

to the provision of Section 135 of the Companies Act, 2013 read with Companies (Corporate Social Responsibility) Rules, 2014.

The composition of the CSR Committee and the details of the Meetings attended by the Directors during the year are given below:

| Name of the Member | Designation | No. of meetings during the year 2021-22 | |
|-------------------------------|-------------------------------------|---|----------|
| | | Held | Attended |
| Mrs. Jaya S. Pai, Chairperson | Non-Executive, Director | 3 | 2 |
| Sri. S. Nagarajan, Member | Non-Executive, Independent Director | 3 | 2 |
| Sri. H. N. Shrinivas, Member | Non-Executive, Independent Director | 3 | 2 |
| Mr. Vishal Tulsyan, Member | Nominee Director, Non-Executive | 3 | 1 |

The CSR Committee met 3 (Three) times during the FY 2021-22 as at 07.05.2021, 07.12.2021 & 12.03.2022 respectively. Mrs. Jaya S Pai acts as the Chairperson to the meeting and the Company Secretary acts as secretary to the meeting.

7. RISK MANAGEMENT COMMITTEE ("RMC")

The Company has constituted a Risk Management Committee on November 5, 2015 for effective risk assessment and minimization procedures which are reviewed by the members periodically. The procedures comprise of an in-house exercise on Risk Management carried out periodically by the Company; including the functioning of a structure to identify and mitigate various risks faced by the Company from time to time. The structure also comprises of risk identification and assessment by the concerned departments, identification of controls /mitigation process in place, updating of Risk registers by various departments, if required. The RMC deliberates extensively on the structure and identifies risks to ensure timely actions.

a. Term of reference;

The terms of reference of the RMC inter-alia includes the following:

- managing and monitoring the implementation of action plans developed to address material business risks within the Company and its business units, and regularly reviewing the progress of action plans;
- setting up internal processes and systems to control the implementation of action plans;
- regularly monitoring and evaluating the performance of management managing risk;
- providing management and
- s with the necessary tools and resources to identify and manage risks;
- regularly reviewing and updating the current list of material business risks; and
- Regularly reporting to the Board on the status of material business risks.

b. Composition and Attendance during the year;

The composition of the RMC and the details of the Meetings attended by the Directors during the year are given below:

| Name | Designation | No. of meetings | |
|---------------------------------|--------------------------------------|----------------------|----------|
| | | Held during the Year | Attended |
| Mr. T Sudhakar Pai, Chairperson | Managing Director, Executive | 2 | 2 |
| Sri. S. Nagarajan, Member | Non- Executive, Independent Director | 2 | 2 |
| Mr. Ritesh Shroff, Member* | Chief Financial officer ("CFO") | 2 | 2 |

* upto December 7, 2021.

The RMC Committee met twice during the year, on 09.07.2021 & 12.03.2022 respectively. Necessary Quorum was present throughout the meetings and

Mr. T Sudhakar Pai acts as the chairperson to the meeting and Company Secretary acts as secretary to the meeting.

8. GENERAL BODY MEETINGS

A. The particulars of day, date, time, venue special resolutions passed, if any, in last three Annual General Meetings of the Company are given below:

| Year | Particulars of the AGM | Day, date and Time | Venue | Summary of special resolution(s) passed if any, |
|------|------------------------|-----------------------------------|---|--|
| 2021 | 10TH AGM | Thursday 25.11.2021 11.30 A.M. | Through Video Conferencing (VC) / Other Audio-Visual Means (OAVM) | No Special Resolution |
| 2020 | 9TH AGM | Tuesday 20.10.2020 11.30 A.M. | Through Video Conferencing (VC) / Other Audio-Visual Means (OAVM) | No Special Resolution |
| 2019 | 8th AGM | Friday 27.09.2019 3.00 P.M. | GMS Banquet Hall" Sitladevi Building, 1st Floor, D.N. Nagar, Opp. Indian oil Nagar on Link Road, Andheri (West) Mumbai - 400053 | Reappointment of Sri S Ananthanarayanan as Non- Executive, Independent Director of the Comp Reappointment of Dr. Nitin G Khot as Non-Executive, Independent Director of the Company |

All resolutions moved at the last Annual General Meeting held on 25.11.2011 were passed by the requisite majority of shareholders through Ordinary resolution.

B. Extra ordinary General Meeting

There was No EoGM held during the year.

C. Postal Ballot

The Company during the financial year ended 31st March, 2022 did not conduct any postal ballot hence, passing of special resolution through postal ballot did not arise.

9. Reconciliation of Share Capital Audit

As stipulated by Companies Amendment Act, a qualified Practicing Company Secretaries/ Chartered Accountants carries out Reconciliation of Share Capital Audit to reconcile the total admitted capital with NSDL and CDSL and the total issued and listed capital. This audit is carried out every half yearly and the report thereon is submitted to the Registrar of Companies Mumbai.

10. Disclosures

A. Related Party Transactions

During the financial year ended 31st March, 2022 there are no materially significant related party transactions, which have potential conflict with the interest of Company at large. Related party transactions entered during the financial year under review are disclosed in the notes to the audited financial statements of the company for the financial year ended 31st March, 2022. These transactions entered were at an arm's length basis and were in the ordinary course of business.

B. Disclosure of accounting treatment in preparation of

Financial Statements

In the financial statements for the year ended 31 March, 2022, the Company has followed the treatment as prescribed in the applicable Accounting Standards.

C. Management Discussion and Analysis Report.

The management discussion and analysis report is provided as annexure to the Directors Report.

D. Details of non-compliance with regard to capital market.

Your Company is not listed hence it is not required to give any disclosure under this heading.

E. Whistle-Blower Policy/ Vigil Mechanism

The Company has adopted a Whistle Blower Policy, to provide a formal vigil mechanism to the Directors and employees to report their concerns about unethical behaviour, actual or suspected fraud or violation of the Company's Code of Conduct or ethics policy. The Policy provides for adequate safeguards against victimization of employees who avail of the mechanism and also provides for direct access to the Chairperson of the Audit Committee. It is affirmed that no personnel of the Company has been denied access to the Audit Committee.

F. Risk management Framework.

The Company has in place a mechanism to inform the Board members about the Risk assessment and mitigation plans and periodical reviews through Risk

Annexure - B

Management Committee to ensure that critical risks are controlled by the management. The details of the Risk Management Committee are provided elsewhere in this

Report and details of Risk Management Framework are provided in Director's Report.

11. GENERAL SHAREHOLDERS INFORMATION

A. Annual General Meeting

| Day & Date | Time | Venue |
|-----------------------|------------|---|
| Wednesday, 28.12.2022 | 11.30 A.M. | Venue- E - Meeting, through video Conference (VC) or other Audio visual Means (OAVM). |
| | | Registered office shall be deemed venue for AGM |

B. Dates of Book Closure

The share transfer book and register of members of the Company will remain closed from 21.12.2022 to 28.12.2022 (both days inclusive) for the purpose of the Annual General Meeting of the Company.

C. Dividend Payment Date

The Board of Directors of the Company at their duly convened Board meeting held on November 28, 2022 has recommended final dividend of Rs. 0.50 (i.e. 10 %) {Previous year Rs. 5.00 (i.e. 100%), the total outflow towards dividend on equity shares for the year would be Rs. 182.76 Lakhs Lakhs (Previous year Rs. 1827.61 Lakhs). The dividend payout is subject to the approval of shareholders at the ensuing annual general meeting and shall be subject to deduction of income tax at source at applicable rates. The dividend once approved, shall be paid to those shareholders whose name appear on the register of members of the Company on January 6, 2023 within the stipulated time frame as prescribed under

Companies Act, 2013.

D. Listing on Stock Exchanges:

Shares of the Company are not listed on any stock exchange.

Payment of Depository Fees

Annual Custody/Issuer fee for the year 2021-22 has been paid by the Company to CDSL & NSDL.

E. Registrar and Share Transfer Agent & Share Transfer System:

M/s. Purva Shareregistry (India) Private Limited is the Registrar and Share Transfer Agent for the shares of the Company in both physical as well as electronic modes. The Company has authorized the Registrar and Transfer Agent to approve and execute transfer and transmission of shares. All correspondence with regard to share transfers and matters related therewith may directly be addressed to the Registrar and Share Transfer Agents at the address given below:

| Particulars | Purva Shareregistry (India) Private Limited |
|----------------|---|
| Contact Person | Mrs. Purva Shah/ Mr. Rajesh Shah |
| Address | 9, Shiv Shakti Ind. Estt. J. R. Boricha Marg, Lower Parel(E), Mumbai - 400 011. |
| Phone Nos. | +91-022-2301-6761/2518 |
| Email ID | support@purvashare.com |

F. Distribution of Shareholding as on 31st March 2022:

| Slab of Shareholding (Rs.) | No. of Shareholders | % of total | Nominal Value (in Rs.) | % of Shareholding |
|----------------------------|---------------------|---------------|------------------------|-------------------|
| 0-5000 | 1674 | 86.42 | 2055060 | 1.12 |
| 5001-10000 | 125 | 6.45 | 890270 | 0.49 |
| 10001-20000 | 56 | 2.89 | 759620 | 0.42 |
| 20001-30000 | 27 | 1.39 | 668755 | 0.37 |
| 30001-40000 | 21 | 1.08 | 719190 | 0.39 |
| 40001-50000 | 8 | 0.41 | 356245 | 0.19 |
| 50001-100000 | 12 | 0.62 | 781120 | 0.43 |
| 100001 and above | 14 | 0.72 | 176531045 | 96.59 |
| Total | 1937 | 100.00 | 182761305 | 100.00 |

G. Categories-wise list of Shareholders

Annexure - B

| Category | No. of Shareholders | % of Shares | Total |
|--------------------------|---------------------|---------------|-----------------|
| Individual Promoters | 2 | 0.00 | 694 |
| Corporate Promoter | 1 | 84.60 | 30924115 |
| N.R.I | 55 | 0.52 | 187920 |
| Bodies Corporate | 41 | 0.20 | 73057 |
| Clearing Members | 1 | 0.01 | 3540 |
| LLP | 6 | 0.02 | 7665 |
| Individuals | 1754 | 4.17 | 1524145 |
| Foreign Bodies Corporate | 1 | 6.44 | 2354086 |
| Trust | 2 | 3.62 | 1324457 |
| Hindu Undivided Family | 72 | 0.10 | 35462 |
| Foreign National | 1 | 0.32 | 116986 |
| NBFC registered with RBI | 1 | 0.00 | 134 |
| Total | 1937 | 100.00 | 36552261 |

H. Dematerialization of shares and liquidity:

Percentage of shares held in physical and dematerialized form as on 31st March, 2022:

Physical form : Nil

Electronic form with NSDL & CDSL: 100.00%

I. Factories Locations

All factories location is mentioned somewhere in this Report.

J. Address for Correspondence:

Enquiries, if any relating to shareholder accounting records, share transfers, transmission of shares, change of address / bank mandate details for physical shares, receipt of dividend warrants, loss of share certificates etc., and related grievances may be addressed to Purva Shareregistry (India) Private Limited (PURVA), Unit: Kurlon Enterprise Limited or to the Company at.

Company Secretary

Kurlon Enterprise Limited,

N-301, 3rd Floor, Front Wing, North Block, Manipal Centre, 47, Dickenson Road, Bangalore - 560 042.

E-mail: secretary@kurlon.com.

K. Transfer of unclaimed/unpaid amounts to the Investor Education and Protection Fund

Adhering to the various requirements as set out in the Investor Education and Protection Fund Authority (Accounting, Audit, Transfer and Refund) Rules, 2016, as amended, the Company would transfer to the IEPF Authority, as and when required, unclaimed dividend and/or shares in respect of which dividend had remained unpaid or unclaimed for seven consecutive years or more within the time frame as stipulated in IEPF Rules 2016. Details of unclaimed dividend or shares, if any, so far would be made available on the website of the Company at www.kurlon.com.

The Members who are yet to encash the earlier dividend(s) or dividend(s) warrants, if any, are advised to send requests to the Company at secretary@kurlon.com, in case they have not received/ not encashed the Dividend or dividend Warrants for earlier financial years.

For and on Behalf of the Board For Kurlon Enterprise Limited

Date : 28-11-2022

Place : Bangalore.

Sd/-
(T. Sudhakar Pai)
Managing Director
DIN : 00043298

Sd/-
(H. N. Shrinivas)
Independent Director
DIN : 07178853

MANAGEMENT DISCUSSION AND ANALYSIS REPORT ECONOMIC SCENARIO AND OUTLOOK

Global Economy

The global economy recovered strongly in PY 2021 even as new variants of the COVID-19 virus fueled additional waves of the pandemic. Robust policy support in advanced economies, availability of vaccines and relaxation of pandemic restrictions helped economies bounce back in 2021 & 2022 after the high market volatility and substantial lockdowns in 2020. However, the ongoing Russia-Ukraine crisis led to extensive loss of lives, triggered the biggest refugee crisis in Europe, and severely set back the global recovery. After a strong rebound, the economic indicators suggest that global activity has slowed. Global growth is projected to decline from 6.1% in 2021 to 3.6% in 2022 and 2023.

After the end of 2021, inflation in several regions surged to multi-decadal highs. A key driver of inflation across the world has been war, sanctions, the pandemic, supply chain disruptions and the rapid surge in energy, metals, food, and commodity prices. Inflation is expected to remain elevated for longer than in the previous forecast, driven by war-induced commodity price increases and broadening price pressures. For 2022, inflation is projected at 5.7 percent in advanced economies and 8.7 percent in emerging market and developing economies which is 1.8 and 2.8 percentage points higher than projected in January. A few central banks have started tightening their stances in the second half of 2021 and others are expected to follow in response to domestic macroeconomic conditions, including rising inflationary pressures. (Source: IMF World Economic Outlook, April 2022)

INDIAN ECONOMY

The Indian economy that was on a path of recovery post the first wave of Covid-19 pandemic, was struck by two more waves of Covid during the fiscal year 2021-22. The localized lockdowns derailed the economic growth and dampened consumer sentiments. However, the successful rollout of COVID vaccination programme, pick-up in government expenditure and better preparedness compared with the first wave restricted the economic damage to some extent. Supply shocks caused by Russia's invasion of Ukraine lead to surge in crude oil and other commodity prices has further triggered a round of downward revisions in the GDP growth projections as well as surged in inflation across the globe. India is not an exception, it's retail price inflation surged to above 9 per cent in April 2022. This is the highest inflation India have witnessed in the last eight years. In a move to contain the raging inflation, the hike in interest rate is inevitable and which is expected

to increase the cost of servicing loans for both consumers and producers and is likely to hurt the consumer and business sentiments going forward.

As per IMF, India's Gross Domestic Product (GDP) is estimated to have grown by 8.9% in FY 2021-22, and growth is expected at 8.2% in FY 2022-23, making India the fastest-growing major economy in the world. The Indian economy is expected to remain resilient despite the ongoing geopolitical conflicts, mainly due to the economy's inherent strengths, strong fundamentals, and growth promising sectors. Growth will be supported by various dynamic reforms undertaken by the government, such as significant increase in capital expenditure on infrastructure, thrust on domestic manufacturing and technology-enabled development, and recovery in consumer demand, among others. (Source: IMF World Economic Outlook, April 2022).

MARKET OVERVIEW

The Indian mattress market comprises Rubberized Coir, Spring Mattresses and PU Foam. Branded mattress players like Kurlon have seen an overall growth due to their constant efforts and investments to increase consumer awareness about premium and quality mattresses and development of retail infrastructure and marketing activities. Meanwhile, the introduction of omnichannel strategy by Kurlon is also expected to increase mattresses sales. Overall, the hospitality, healthcare and real estate sectors, introduction of customized mattresses catering to health-conscious customers, and greater offers and discounts offered by mattress companies will boost the growth of the industry. At present, there is a significant rise in the demand for various home furnishing products, such as mattresses, pillows, cushions and bed linens, on account of the increasing construction of residential complexes. Apart from this, due to the growing instances of back and posture-related problems caused by uncomfortable sleeping surfaces, there is widespread adoption of airbeds, waterbeds, foam-based, coir based and spring based mattresses that offer superior comfort through even distribution of pressure and body weight. These mattresses can also be customized and aid in relaxing the spine while sleeping. Further, Rise in income levels and health consciousness and growth in the real estate and hospitality sectors are major factors that accelerated the growth of the Indian mattress market. A visible shift has been observed in the consumers' perspective, where the main focus is on the comfort and functionality of the product. In line with the changing times, mattress manufacturing companies that include both offline and online retailers, have adopted

innovative strategies to ensure customer satisfaction. It is expected to witness several new trends emerging in the mattress industry. The demand for customized and luxury mattresses is expected to increase, whereas companies may come up with new techniques to utilize their resources and technologies better. Mattresses are no longer considered as mere consumer durables, they are an indicator of the quality of life. The growth in the mattress market is largely led by factors, such as increased income levels and infrastructural developments, in terms of the increased number of residential units and hotels in the country. Demand for construction in both residential and institutional is growing in India, with the rising awareness regarding mattress types and brands. Among various sizes available, king size mattresses are the most preferred one, and comfort is the most important factor for their dominance in the market. However, due to the outbreak of the coronavirus disease (COVID-19), and the consequent lockdowns and disruptions in the supply chain have also impacted the industry growth.

OUR BUSINESS

Kurlon is the Mattress of India. Our motto is to have more and more people enjoying a happy and healthy life by using a Kurlon product.

The Company is a leading mattress manufacturing company in India, it has now 3 different verticals in home furnishing such as Mattresses, Sofa & Furniture & PU Foam. With 12 manufacturing plants across Karnataka, Orissa, Madhya Pradesh, Uttaranchal, and Gujarat and 50+ Warehouses and over 4000 Plus active dealers, Kurlon has geographical presence across all cities in India (PAN INDIA) reaching consumers directly through various channels such as Exclusive counters (Company owned Company Operated Stores (COCO) and Franchisees (FOFO), Multi Brand Outlets, Large format retail outlets, etc. to millions of consumers every year and the numbers are growing. Kurlon supplies high ended premium quality products to its customers across India

The Online segment is a key focus for the Company. With COVID 19 pandemic, this segment has attained great significance and its potential has multiplied. Kurlon is targeting this segment through its own website i.e. www.kurlon.com as well as through e-marketplace partners.

Your Company's distribution network and brand name is recognized. Mattress requires high consultative selling; the dealer has a very high influence on converting the customer to our brand. By reaching out to such dealers, training them on the features of each of the mattress, creating high quality speak about the

Annexure - C

product & improving the customer experience, we target upgrading the customer to better products from the Company's stable and increasing their satisfaction. Company has also taken several measures to sensitize its distribution network partners about the dangers from COVID 19, keep in regular contact with them and extend help as necessary to ensure the health and safety of all its partners.

The main orientation of the company is to focus on being the Growth Facilitator of India's Mattress Industry in such to Shift product preferences (i.e. demand for comfortable products that align to health benefits), Increased awareness of quality mattresses (such as right quality mattresses for enhancing sleep experience is fuelling the demand for quality mattresses), Demand for innovative products (quality and customized products), Growing awareness of branded products (boosting housing and institutional sector demand) etc.

VISION & MISSION :-

Kurl-on will sustain Brand leadership with highest Consumer delight through our World class Manufacturing Processes, Innovation and making it the best place to work thereby delivering, exponential Growth and Maximized wealth, for channel and stakeholders in a socially responsible way.

FINANCIAL OVERVIEW

For FY22, the Company's total revenue (standalone) was pegged at ₹ 78,192.37 Lakhs, a growth of 3.86% against last year whereas Profit after Tax (before other comprehensive Income) for FY 22 stood at ₹ 357.96 Lakhs as compared to ₹ 3,828.27 Lakhs. Net Profit after tax and other comprehensive Income for FY 22 stood at ₹ 245.96 Lakhs as compared to ₹ 3,774.06 Lakhs.

On a Consolidated basis, the Company's total revenue was pegged at ₹ 80,880.18 Lakhs, a Growth of 5.42 % against the last year revenue of ₹ 76,725.23 Lakhs. Whereas Profit after tax and other comprehensive income decreased from Rs. 3,302.81 Lakhs to Loss of Rs. 665.70 Lakhs.

The financial results of the company have been impacted due to various transformation programs carried out. We expect that in the coming year these decisions will positively impact the financial results of the Company

OUTLOOK ON FUTURE PROSPECTS, OPPORTUNITIES, THREATS, RISKS AND CONCERNS :-

Future Prospects & Opportunities

Our Company is extremely well poised to take advantage of the growth opportunity in our segment. It

is estimated that the organized mattress segment will grow over 15% YOY. Our deep connect with our customers and the strength of the brand will be leveraged to further strengthen the revenue growth post the challenges posed by the Covid years. The year forward will be to consolidate and strengthen our offerings, new product launches to address the requirement of all the segments and to get future ready specifically in the supply chain domain so that no customer is left out. Opportunities to take our brand outside of India is being actively pursued and explored. The Company is confident that the humble Coir will make a comeback in the 'healthy/non toxic' avatar thereby bring the mojo back into the product suite we offer to the customers. Our Company is foraying into the technical foam category and is engaging with clients in the garment & automobile industry to replace foam which is currently being imported. We are confident that our R&D team will be able to meet the high standards and add to the 'Make in India' vision of our Honorable Prime Minister.

Threats, Risks & Concerns

The Company's dependency on the Petrochemical based raw material with high degree of volatility is one of the major concerns. Though the company has been able to pass the price increase whenever required to the customers, the volatility is the concern. The onset of new-age mattress companies with willingness to forgo profitability in pursue of revenue is new to the industry.

INTERNAL CONTROL SYSTEM & ADEQUACY

The Company has an adequate system of internal controls commensurate with the size and nature of business of the company designed to provide reasonable assurance that assets are safeguarded; transactions are executed in accordance with the management's authorization and properly recorded. Accounting records are adequate for preparation of financial statements and other financial information. Internal audit is conducted on a continuous basis to ascertain the adequacy and effectiveness of internal control systems. Their observations are reviewed by the senior management and the Audit Committee.

CSR INITIATIVES

Kurlon, since beginning, has been determined to focus

on holistic development, including the growth of society as a whole, particularly in the region of its operations. This is done with the aim to establish social license to operate and maintain a harmonious relationship with local stakeholders. For last two years, more focus has been given on expanding the CSR footprint in our operational areas along with meeting the expectations of the people. In doing so, our Major NGO partners, play a pivotal role in strategically planning and systematically executing our CSR initiatives. For more details on Corporate Social Responsibility at Kurlon, refer director's report.

MATERIAL DEVELOPMENT IN HUMAN RESOURCES :

Human capital being the most crucial asset of the company, the Company has to continue to invest in the development of its employees, which is very important for ensuring sustained high performance. The Company is in the process of strengthening and introducing a system that would enable employees to track their own progress as well as bring up issues that concerns them and the company for better performance. The company has put in place a feedback mechanism wherein each and every employee of the company can provide constructive feedback on their views on any activities pertaining to the company. The industrial relations continued to remain cordial throughout the year.

CAUTIONARY STATEMENT

Statements in the Management Discussion and Analysis describing the Company's intent, expectations or predictions may be "forward looking statements" within the meaning of applicable laws. Actual results could differ materially from those expressed or implied. Important factors that could make a difference to the Company's operations include demand-supply conditions, finished goods prices, raw materials costs and availability, fluctuations in exchange rates, changes in Government regulations, tax laws, natural calamities including critically of Pandemic Corona virus (Covid 19), litigation and industrial relations, economic developments within the country and other factors. The Company bears no obligations to update any such forward looking statement.

For and on Behalf of the Board For Kurlon Enterprise Limited

Date : 28-11-2022
Place : Bangalore.

Sd/-
(T. Sudhakar Pai)
Managing Director
DIN : 00043298

Sd/-
(H. N. Shrinivas)
Independent Director
DIN : 07178853

Form No. MR-3 SECRETARIAL AUDIT REPORT

[Pursuant to section 204(1) of the Companies Act, 2013
and Rule No.9 of the Companies
(Appointment and Remuneration of Managerial
Personnel) Rules, 2014]
FOR THE FINANCIAL YEAR ENDED: 31.03.2022

To,

The Members,

KURLON ENTERPRISE LIMITED,

I have conducted the secretarial audit of the compliance of applicable statutory provisions and the adherence to good corporate practices by KURLON ENTERPRISE LIMITED (hereinafter called the company). Secretarial Audit was conducted in a manner that provided us a reasonable basis for evaluating the corporate conducts/statutory compliances and expressing our opinion thereon.

Based on our verification of the company's books, papers, minute books, forms and returns filed and other records maintained by the company and also the information provided by the Company, its officers, agents and authorized representatives during the conduct of secretarial audit, we hereby report that in our opinion, the company has, during the financial year ended on March 31, 2022 (the audit period) complied with the statutory provisions listed hereunder and also that the Company has proper Board-processes and compliance-mechanism in place to the extent, in the manner and subject to the reporting made hereinafter:

I have examined the books, papers, minute books, forms and returns filed and other records maintained by KURLON ENTERPRISE LIMITED during the audit period for the financial year ended on 31.03.2022 according to the provisions of:

- The Companies Act, 2013 (the Act) and the rules made thereunder;
- The Securities Contracts (Regulation) Act, 1956 ('SCRA') and the rules made thereunder;
- The Depositories Act, 1996 and the Regulations and Bye-laws framed thereunder;
- Foreign Exchange Management Act, 1999 and the rules and regulations made thereunder to the extent of Foreign Direct Investment Overseas Direct Investment and External Commercial Borrowings;
- Other than fiscal, labour and environmental laws which are generally applicable to all manufacturing companies the following laws / acts are also inter alia, applicable to the Company:

- The Environment (Protection) Act, 1986
- Water (Prevention and Control of Pollution), Act, 1974
- The Legal Metrology Act, 2009
- Air (Prevention and Control of Pollution), Act, 1981
- Hazardous Wastes (Management, Handling and Transboundary Movement) Rules, 2008

I have also examined compliance with the applicable clauses of the following:

- Secretarial Standards issued by the Institute of Company Secretaries of India on Meetings of the Board of Directors and General Meeting.

During the period under review the Company has complied

Annexure - D

with the provisions of the Act, Rules, Regulations, Guidelines, Standards, etc. mentioned above.

Following observations were made during the audit:

The observation with respect to the FCGR compliance pursuant to issue of Bonus shares remains the same.

I have not examined compliance by the Company with:

Applicable financial laws, like direct and indirect tax laws, since the same have been subject to review by statutory financial audit and other designated professionals.

I further report that:

The Board of Directors of the Company is duly constituted with proper balance of Executive Directors, Non-Executive Directors and Independent Directors. The changes in the composition of the Board of Directors that took place, if any during the period under review were carried out in compliance with the provisions of the Act.

Appointment of Sri NAGARAJAN SIVARAMAKRISHNAN having DIN 03060429 as Non-Executive Independent Director of the Company in vacancy caused by retirement of Dr. Nitin G Khot who voluntarily retired from the independent Directorship of the Company w.e.f. March 21, 2021 and appointment of HOLEBASAVANAHALLI NAGARAJ SHRINIVAS having DIN 07178853 as Non-Executive Independent Director of the Company in vacancy caused by voluntary retirement of Sri S Ananthnarayanan vide his letter dated March 17, 2021 from the post of Independent directorship of the Company due to his age related health issue via board meeting held during 07th May 2021. The appointment of Independent Directors was held well in compliance accordance with provision of section 161(4), section 149 read with Schedule IV of the Companies Act, 2013. The Independent Directors have been regularized in the Annual General Meeting held on 25th November, 2021.

Adequate notice is given to all directors to schedule the Board Meetings, agenda and detailed notes on agenda were sent in accordance with the provisions of the Companies Act, 2013 and a system exists for seeking and obtaining further information and clarifications on the agenda items before the meeting and for meaningful participation at the meeting. As per the minutes of the meetings duly recorded and signed by the Chairman, the decisions of the Board were unanimous and no dissenting views have been recorded.

There are adequate systems and processes in the company commensurate with the size and operations of the company to monitor and ensure compliance with applicable laws, rules, regulations and guidelines.

I further report that during the audit period:

- There was no other event / action having a major bearing on the Company's affairs in pursuance of the above referred laws, rules, regulations, guidelines etc.

For DEEPAK SADHU, COMPANY SECRETARIES

Sd/-

(DEEPAK SADHU)

Authorized Signatory

ACS: 39541; CP No: 14992, Bangalore

Date : 29th August 2022 | UDIN : A039541D000864521

Peer Review Number: 2387/2022

ANNEXURE to the Secretarial Audit Report

To

The Members,

KURLON ENTERPRISE LIMITED

My report of even date is to be read along with this letter.

1. Maintenance of secretarial record is the responsibility of the Management of the Company. My responsibility is to express an opinion on these secretarial records based on my audit.

2. I have followed the audit practices and processes as were appropriate, to obtain reasonable assurance about the correctness of the contents of the Secretarial records. The verification was done on test basis to ensure that correct facts are reflected in the secretarial records. I believe that the processes and

practices, I followed, provide are as on able basis for my opinion.

3. I have not verified the correctness and appropriateness of financial records and books of accounts of the Company.

4. Where ever required, I have obtained the Management representation about the compliance of laws, rules and regulations and happening of events etc.

5. Compliance of the provisions of Corporate and other applicable laws, rules, regulations, standards is the responsibility of the Management. My examination was limited to the verification of procedures on test basis.

6. The Secretarial Audit report is neither an assurance as to the future viability of the company nor of the efficacy or effectiveness with which the Management has conducted the affairs of the Company.

For DEEPAK SADHU, COMPANY SECRETARIES

Sd/-
(DEEPAK SADHU)
Authorized Signatory
ACS: 39541; CP No: 14992, Bangalore
Date : 29th August 2022
UDIN : A039541D000864521
Peer Review Number: 2387/2022

REPORT ON CSR ACTIVITIES

A BRIEF OUTLINE ON CSR POLICY OF THE COMPANY :

At Kurlon, CSR is no mere acronym, is an integral part of the Company's culture imbibed by one and all involved in the working of the Company. Our vision is to actively contribute to the social and economic development of the communities in which we operate. By doing so will build a better and sustainable way of life for the weaker sections of the society and help raise the country's human Development Index. The company in today's context is working in the areas of preventive healthcare, education, environment and other focus areas under sustainable development goals.

JOURNEY TOWARDS SOCIAL CHANGE AND IMPACTFUL BUSINESS

On April 1, 2014, India became the first country to legally mandate corporate social responsibility. The new rules in Section 135 of India's Companies Act make it mandatory for companies of a certain turnover and profitability to spend two percent of their average net profit for the past three years on CSR. Kurlon Enterprise Limited setup an CSR Committee and defined the organization CSR policy approved by Board of Director to focus on CSR Activity locally in the area where a company is present , for that Kurlon have set up an dedicated CSR Department in the organization looking for overall CSR Strategy and implementation as per new.

VISION : Connecting people changing lives

MISSION : We empower local communities to alleviate poverty by creating opportunities and a sustainable environment thereby bringing joy and comfort.

OUR VALUE PROPOSITION

1. We care
2. We connect
3. We share
4. We respect

OUR FOCUS AND COMMUNITY LED DEVELOPMENT

Building inclusive models that sustain across geographies and sectors, rural and urban.



Annexure - E

1. Health & WASH
2. Livelihood
3. Education
4. Environment
5. Employee Volunteering

OUR SPOTLIGHT OF THE YEAR

Strengthening Infrastructure of hospitals and quarantine facilities during Covid -19 3rd wave

COVID-19 cases surge in India, the demand for hospital beds and oxygen cylinders were rapidly rising. While the healthcare community and government are doing everything possible to fight the pandemic, it is imperative that corporates come forward and support the nation. Kurlon, has once again risen to the occasion to support healthcare efforts across the country.



Continuing its partnership with the NGO's like Aahwahan Foundation, Leprosy Mission Trust India, Kurlon supported Mattresses, pillows, blankets & bed sheets to different quarantine facilities in Odisha, Gurgaon, Bangalore, Chattisgarh & Andhrapradesh. These support were well appreciated by the District Administration of the respective states.

Kurlon collaboration with Oxfam reached out to the Hospitals in 4 states of India

Since 2020, COVID 19 pandemic has penetrated the deepest core of the life and livelihoods of people in India. Due to the disastrous effect of two waves of COVID-19, India was staggering under severe health and livelihoods crisis. There are some states and specific areas and communities across India that are more vulnerable due to their social/ economic or locational disadvantageous position.

Kurlon supported Oxfam India's Flagship Project Mission Sanjeevani which reached out to Government Hospitals and charitable hospitals catering to the needs of marginalised communities with material and equipment

for quality health care support. Considering the dynamic nature of the epidemic in both the first as well as second waves, Joint team of Kurlon & Oxfam India Humanitarian Team strategically kept the provision for accommodating the emerging requirements from the field into the project plans to make the intervention further effective.

Mission Sanjeevani tried to address the situation through its key strategy to improved access to Material, Services, Facilities and Information by the communities to adopt COVID-19 appropriate practices and access better healthcare facilities during the

Response :

Based on the request and needs on the ground we

| District Reached through Kurl On Mattresses | |
|---|--|
| State | District |
| Gujarat | Kutch, Ahmedabad |
| Pondicherry | Pondicherry |
| Maharashtra | Osmanabad, Beed |
| | 10 hospitals supported across 4 states /UT |
| Uttarakhand | Haridwar |

developed a plan to strengthen the hospitals. Several request letters were received from respective hospitals as there was a shortage of beds and mattresses in the hospital which was preventing the hospital to take in more patients for treatment. In Gujarat we worked with an organisation that provides supported to Persons with disability especially those with locomotor disorder and visual impairments. In Uttarakhand we reached out to 4 hospitals, in Maharashtra – 2 hospitals, in Gujarat – 3 Hospitals and in Pondicherry -1 hospital was supported.

In Pondicherry, the Hon'ble Chief Minister N Rangasami was present during the handover of material in the hospitals. Similarly, in Osmanabad in Maharashtra, the Member of Legislative Assembly, Mr. Kailash Ghadge was also present during the ceremony.

Oxfam India in collaboration with Kurlon reached out to hospitals in Maharashtra, Tamil Nadu, Gujarat and Uttarakhand. Below are the details of the hospitals



Lockdown, against COVID-19 has been an unprecedented event in the history of the world. With this swap of life, there emerged a big transformation within the day-to-day activities of families. Sense of anxiety and fear has swathed the entire globe. In the best of circumstances with prior intimation and preparation, locking down around 1.35 billion population for several days was bound to create myriad problems. In the second wave of COVID-19, the highly affected areas in Bihar were recognized in Nalanda district, especially the rural peripheries of these districts. These districts have been known for massive migration of people in the metro cities and states like Maharashtra and New Delhi in search of job, livelihood options & other employment opportunities, and therefore it also emerged as the hotspot for COVID in the form of reverse migration. The people who came back to their homes, fearing of COVID

lockdown had made the district vulnerable for others as there was virus transmission, haunting every resident of these districts. Considering, state government's restriction of COVID lockdown, we set up a strategy that did not allowed a huge gathering of people on the fields. A strategy was made in order to support Government and Private health institutions, for better amenities for patients in the hospitals. This support was presented with the duo collaboration of Kurlon CSR and Bhartiya Jan Utthan Parishad (BJUP), in which the operational areas were:

- To provide mattresses ensuring delicacy of comfort of patients in the hospital.
- To provide quilt ensuring the fulfilment of needs of the patients in the hospital.

Intervention

COVID relief response in Kurlon project focused on the delicacy of comfort of the patients those, who are admitted in the hospitals. For this BJUP and Kurlon together got on the ground for providing the basic amenities in hospital so that they do not suffer more than what they are already suffering.

Engagement and outreach

BJUP and Kurlon CSR had focused its work on the quilt and mattress distribution for the patients in the Government and private health institutions. Here is the list of hospitals and the units in which mattresses were sent:



| Sl. No. | Hospital / Department name | Unit |
|--------------|-------------------------------------|------------|
| 1 | Sparsh Hospital, Patna | 25 |
| 2 | District Health Department, Nalanda | 60 |
| 3 | Kumar Hospital, Bihar Sharif | 25 |
| 4 | S.G. Hospital, Bihar Sharif | 15 |
| 5 | Dr. Alok Clinic, Nawada | 25 |
| Total | | 150 |

Relief Response

| Sl. No. | Hospital / Department name | Unit |
|--------------|------------------------------|-----------|
| 1 | Sparsh Hospital, Patna | 20 |
| 2 | Kumar hospital, Bihar Sharif | 15 |
| 3 | S.G. Hospital, Bihar Sharif | 15 |
| 4 | Dr. Alok Clinic, Nawada | 25 |
| Total | | 75 |

Outcome

Hospitals were found to be overloaded due to the COVID-19 pandemic. The patients suffered a lot medically, and into this if their comfort was not paid attention, it led to a next phase of medically unfit into them. It was taken into care by providing them the right kind of sleep stretch through which they felt relief, as it is always said that the solution to any illness starts from taking rest. Hence in this direction BJUP along with Kurl-on CSR worked and observed that the people had less stress due to good sleep and spine stretch.



Supporting school Kits to unprivileged students of Govt. Schools

Education has always been a priority in the CSR intervention of Kurlon. Kurlon seeks to support and strengthen the quality education in its operational area which is in line with the Govt. norms of Right to Education (RTE) and Sarva Sikshya Abhiyan (SSA). Kurlon's area of operation in Pan India mostly consists of Semi-urban & rural areas. The facilities and learning environment in vernacular schools in our factories periphery is having shortfalls of basic infrastructures. These shortfalls are directly affecting the dropout rate among the Govt. supported schools. To tackle this magnitude and scale of supply side issues in schools, Kurlon with its partner NGO's child fund & BJUP initiated a drive named "Vidya Ratna" to support the schools. These supports also included masks for Covid-19 precautions, bags, tiffin box, books and stationaries.



Strengthening Education System in the North - East (HOPE FOUNDATION ACADEMY, LANGMEI, TAMEI SUBDIVISION) with the Help of Sunbird Trust

We have generously agreed to support Digital Literacy programme at HFA by supporting the establishment of a computer laboratory in a building built for this purpose.

5. The Kurlon-Sunbird Trust Computer Lab is aimed at meeting the following objectives: -

- Help students and teachers alike learn digital skills to compete in the 21st century world.
- Successfully reduce the geographical remoteness of the school virtually.
- Provide equity in education to lesser resourced students in an insurgency affected area.
- Being a "window to the world" for both students and teachers.
- Bring elements of audio-visual and interactive learning alive in classrooms.



Jammu and Kashmir. The project was named Project Sahuliyat – To Ease Lives" which focused on supporting communities in the remotest place of J&K. Since Kashmir is a cold place where winters are harsh. The challenges it brings with it for poor in terms of keeping

Annexure - E

themselves warm to survive the cold are not easy to cope with due to lack of resources. 21 families were supported through this initiative. The beneficiaries that were the recipient of the donation this time mostly comprised of orphans, widows and persons with disabilities. The beneficiaries were supported with bed sheets, blankets, mattresses and comforters.



Kurlon Joined hands with HOPE DISABILITY CENTRE (HDC)-an undertaking of SHE HOPE SOCIETY FOR WOMEN ENTREPRENEURS for supporting the border affected communities of J&K under Kurlon Sleep Initiative

A special initiative was undertaken by Kurlon in collaboration with Hope Disability Centre which works in the remote, border and disaster prone areas of



1. Composition of CSR Committee:

Annexure - E

| Sl. No. | Name of Director | Designation /Nature of Directorship | Number of meetings of CSR Committee held during the year | Number of meetings of CSR Committee attended during the year |
|---------|---------------------------------|---|--|--|
| 1 | Mrs. Jaya S Pai | Chairperson, Non-independent Non-Executive Director | 3 | 3 |
| 2 | Sri. Sivaramakrishnan Nagarajan | Member, Independent, Non-Executive Director | 3 | 2 |
| 3 | Sri H.N. Shrinivas | Member, Independent, Non-Executive Director | 3 | 2 |
| 4 | Mr. Vishal Tulsyan* | Member, Nominee Non-Executive Director | 3 | 1 |

* upto August 30, 2022

2. Provide the web-link where Composition of CSR committee, CSR Policy and CSR projects approved by the board are disclosed on the website of the Company

Composition of CSR committee, CSR Policy and CSR projects approved by the Board are disclosed on the website of the Company at www.kurlon.com

3. Provide the details of Impact assessment of CSR projects carried out in pursuance of sub-rule (3) of rule 8 of the Companies (Corporate Social Responsibility Policy) Rules, 2014, if applicable: Not Applicable

4. Details of the amount available for set off in pursuance of sub-rule (3) of rule 7 of the Companies (Corporate Social Responsibility Policy) Rules, 2014 and amount required for set off for the financial year, if any are as follows;

| Sl. No. | Financial Year | Amount available for set-off from preceding financial years (in Rs.) | Amount required to be set- off for the financial year, if any (in Rs.) |
|---------|----------------|--|--|
| 1 | 2020-21 | - | 21,99,945 |
| | Total | - | 21,99,945 |

5. Average Net Profit of the Company as per section 135(5);

| Year | Amount (in Lakhs) |
|----------------|-------------------|
| 2018-2019 | 12705.55 |
| 2019-2020 | 11099.68 |
| 2020-2021 | 8746.13 |
| Total | 32551.36 |
| Average | 10850.45 |

6. Prescribed CSR Expenditure for FY 2021-22;

| Particulars | Amount (in Lakhs) |
|--|-------------------|
| a). Two percent of average net profit of the company as per section 135(5) | 217.01 |
| b). Surplus arising out of the CSR projects or programs or activities of the previous financial years. | - |
| c). Amount required to be set off for the financial year, if any | 22.00 |
| Total CSR obligation for the financial year (7a+7b-7c). | 195.01 |

7. a). CSR amount spent or unspent for the financial year;

| Total Amount Spent for the Financial Year (in Rs.) | Amount Unspent (in Rs.) | | | | |
|--|---|------------------|---|--------|------------------|
| | Total Amount transferred to Unspent CSR Account as per section 135(6) | | Amount transferred to any fund specified under Schedule VII as per second proviso to section 135(5) | | |
| | Amount | Date of transfer | Name of the Fund | Amount | Date of transfer |
| 2,02,98,599/- | Nil | Nil | Nil | Nil | Nil |

b). Details of CSR amount spent against ongoing projects for the financial year: Not Applicable

| (1) | (2) | (3) | (4) | (5) | (6) | (7) | (8) | (9) | (10) | (11) |
|--------|----------------------|--|-----------------------|--|-------------------|--|--|---|---|--|
| Sl. No | Name of the Project. | Item from the list of activities in Schedule VII to the Act. | Local area (Yes / No) | Location of the project. State. District. | Project Duration. | Amount allocated for the project (in Rs.). | Amount spent in the current financial Year (in Rs.). | Amount transferred to Unspent CSR Account for the project as per Section 135(6) (in Rs.). | Mode of Implementation Direct (Yes/No). | Mode of Implementation - Through Implementing Agency |
| - | - | - | - | - | - | - | - | - | - | - |

c). Details of CSR amount spent against other than ongoing projects for the financial year;

| (1) | (2) | (3) | (4) | (5) | (8) | (10) | (11) |
|---------|----------------------|--|-----------------------|--|--|--|---|
| Sl. No. | Name of the Project. | Item from the list of activities in Schedule VII to the Act. | Local area (Yes / No) | Location of the project. State. District. | Amount spent for the project (in Rs.). | Mode of Implementation - Direct (Yes/No) | Mode of Implementation - Through Implementing Agency Name CSR registration |

| | | | | | | | | | Numb er. |
|----|---|-------------------------------|-----|-------------|-----------|-------------|-----|----|-------------|
| 1 | Donation to the corpus of Trust | Clause I & II of Schedule VII | Yes | Maharashtra | Mumbai | 60,00,000 | Yes | NA | NA |
| 2. | Promotion of health, Education and development for underprivileged society and Government schools | Clause I & II of Schedule VII | No | Pan India | Pan India | 1,42,98,599 | Yes | NA | NA |

d). Amount spent in Administrative Overheads: **NA**

e). Amount spent on Impact Assessment, if applicable: **NA**

f). Total amount spent for the Financial Year (7b+7c+7d+7e) : Rs. **202.99 Lakhs**

g). Excess amount for set off, if any: **Rs. 7.98 Lakhs**

| Particulars | Amount (in Lakhs) |
|---|----------------------|
| (i). Two percent of average net profit of the company as per section 135(5) | 217.01 |
| (ii). Total amount spent for the Financial Year | 202.99 |
| (iii). Excess amount spent for the financial year [(ii)-(i)] | 14.02 |
| (iv). Surplus arising out of the CSR projects or programmes or activities of the previous financial years | 22.00 |
| (v). Amount available for set off in succeeding financial years [(iii)-(iv)] | 7.98 |

8. a). Details of Unspent CSR amount for the preceding three financial years: **None**

| Sl. No. | Preceding Financial Year | Amount transferred to Unspent CSR Account under section 135 (6) (in Rs.) | Amount spent in the reporting Financial Year (in Rs.). | Amount transferred to any fund specified under Schedule VII as per section 135(6), if any. | | | Amount remaining to be spent in succeeding Financial years. (in Rs.) |
|------------|--------------------------------|---|---|--|---------------------|---------------------|---|
| | | | | Name of the Fund | Amount (in Rs.). | Date of Transfer | |
| - | - | - | - | - | - | - | - |

b). Details of CSR amount spent in the financial year for ongoing projects of the preceding financial year(s): **None**

| Sl. No. | Project ID. | Name of the Project. | Financial Year in which the project was commenced. | Project duration | Total amount allocated for the project (in Rs.). | Amount spent on the project in the reporting Financial Year (in Rs.). | Cumulative amount spent at the end of reporting Financial Year. (in Rs.) | Status of the project - Completed / Ongoing. |
|------------|----------------|----------------------------|--|---------------------|---|---|---|--|
| - | - | - | - | - | - | - | - | - |

9. In case of creation or acquisition of capital asset, furnish the details relating to the asset so created or acquired through CSR spent in the financial year. (asset-wise details). **NOT APPLICABLE**

| | |
|--|---|
| i). Date of creation or acquisition of the capital asset(s). | - |
| ii). Amount of CSR spent for creation or acquisition of capital asset. | - |
| iii). Details of the entity or public authority or beneficiary under whose name such capital asset is registered, their address etc. | - |
| iv). Provide details of the capital asset(s) created or acquired (including complete address and location of the capital asset). | - |

10. Specify the reason(s), if the company has failed to spend two per cent of the average net profit as per section 135(5).: **Not Applicable**

Sd/-
T. Sudhakar Pai
Managing Director

Sd/-
Jaya S. Pai
Chairman of CSR Committee

In formation as per clause (m) of subsection 134 of the companies act, 2013 read with rule 8 of the Companies (Accounts) rules, 2014 and forming part of the director's report for the year ended March 31, 2020.

A. Conservation of Energy

The Company accords great importance to conservation

of energy. The Company is committed to optimizing use of energy in operations and also brings about continuous improvements in the efficiency of processes and products through use of energy efficient and renewable energy technology.

| | | |
|-----|---|--|
| (i) | The steps taken or impact on conservation of energy | <p>BBSR Unit :</p> <ul style="list-style-type: none"> Installed VRF ac unit instead of split ac in admin building. Installed soft starter for conveyor system. <p>Spring-2 Unit (Peenya-3) :</p> <ul style="list-style-type: none"> Introduced a 1.5kw variable frequency drive to the tape edge machine -05 to regulate the corner and main speed by using 2no's potential meter and a 14 pin relay. 6no's of the Polycarbonate roof sheets has been installed to use natural light during the day time. <p>Foam unit (Dabaspet) :</p> <ul style="list-style-type: none"> Economic friendly chemical is used to clean the solar panel. It avoids carbon build-up in the solar panel, increasing power generation. <p>Furniture Unit :</p> <ul style="list-style-type: none"> Replaced 36 no. metal halide light fitting's by LED Lighting fittings. Replaced the new LED Lights for Office inside 36w. <p>Jhagadia Unit :</p> <ul style="list-style-type: none"> Installation of 160 KVA UPS for use of foam production reduce the diesel consumption cost during foaming. Replaced 81 no. metal halide light fitting's by LED Lighting fittings. Temperature control system installed for material cooling in production area to reduce from 18 hrs to 12 hrs avg. power consumption of chiller. Replaced the frequent tripping VCB & installed new RMU system (630A). <p>Sofa Unit (Dabaspet):</p> <ul style="list-style-type: none"> Provide EAPL-B1DCAX timer 10 and 20 HP dust collector rotary air lock motor to avoid continuously running. Economic friendly chemical is used to clean the solar panel. It avoids carbon build-up in the solar panel, increasing power generation. <p>Spring unit (Peenya-1) :</p> <ul style="list-style-type: none"> Installed 3 HP, 30 STAGE, 2800 RPM pump for Bore well instead of 7 HP pump. 20 W LED tube lights [14 no's,] provided for all sections, instead of 36 W tube light. 8 nos. 100 W industrial fan provided for all sections, instead of 200 W fan. Installed 15 HP VFD to compressor for motor safety and energy conservation. <p>UTL Unit :</p> <ul style="list-style-type: none"> Installed 40 watts (8 no's) Flame proof LED lights in place of all 80 watts (6 no's) normal LED lights. Design and developed 3 KW heater in place of 6 kW electric heating stoves for cushion section. <p>Yeshwanthapur unit :</p> <ul style="list-style-type: none"> Replacement of old 75HP reciprocating compressor by 75HP Screw compressor with necessary modification. Replacement of old 10HP reciprocating compressor, 7.5 HP reciprocating compressor and 5 HP reciprocating compressor by 25HP Screw compressor with necessary modification. |
|-----|---|--|

| | | |
|-------|---|---|
| | | <ul style="list-style-type: none"> Insulating all the Live steam Line with metal clad and glass wool to reduce the radiation loss. Replaced 15 no. metal halide light fitting's by LED Lighting fittings. Provided Polycarbonate roof sheet in quilting section, cushion shed, vulcanizer bay, maintenance room and near bundling area to prevent the usage of auxiliary light in day time. And also the energy consumption is reduced. Peeling machine-2 automation with servo drive and length measurement system. <p>Combined all unit.</p> <ul style="list-style-type: none"> Automatic power factor control at the substation is effectively monitored on daily basis to achieve a 0.99 power factor and the same is reflected in the monthly electricity bill. Implemented and certified the Energy Management System, ISO 50001-2018. Created awareness among employees about energy saving by imparting regular training. |
| (ii) | The steps were taken by the company for utilizing alternate sources of energy | <p>BBSR unit :</p> <ul style="list-style-type: none"> Installed 1 KWP solar power plant |
| (iii) | The capital investment on energy conservation equipment's | <p>BBSR Unit :</p> <ul style="list-style-type: none"> Invested 3.4 Cr INR on solar plant. Invest 27 L INR on energy efficient vrf ac unit. <p>Spring-2 Unit (Peenya-3) :</p> <ul style="list-style-type: none"> Invested 2L INR on 1.5kw variable frequency drive. Invested 1L INR on polycarbonate sheet. Invested 2.5 L INR on the Economic friendly chemical is used to clean the solar panel. <p>Furniture Unit :</p> <ul style="list-style-type: none"> Invested 2.5 L INR on LED Lighting fittings. <p>Jhagadia Unit :</p> <ul style="list-style-type: none"> Invested 3L INR on new RMU unit Invested 22L INT on the new 160KVA UPS system for foaming machine. Invested 3.5 L INR on LED Lighting fittings. <p>Spring Unit (Peenya-1) :</p> <ul style="list-style-type: none"> Invested 22000 INR on the 3 HP bore well pump. Invested 3500 INR on LED Lighting fittings Invested 50000 INR 100 W Fan. Invested 31000 INR on the 15 HP VFD. <p>UTL Unit :</p> <ul style="list-style-type: none"> Invested 100000 INR on LED Lighting fittings <p>Yeshwantpur Unit :</p> <ul style="list-style-type: none"> ELGI Screw Compressor 75 HO 15 L INR ELGI Screw Compressor 25 HP 6L INR Steam line Insulation 4L INR Peeling machine automation 2.5 L INR |

B. Technology absorption

| | | |
|-----|--|--|
| (i) | The efforts made towards technology absorption | <p>BBSR Unit :</p> <ul style="list-style-type: none"> LDR sensors are used to operate lights <p>Spring-2 Unit (Peenya-3) :</p> <ul style="list-style-type: none"> Designed and installed new 60mm Nylon gear for the border machine to advance the frequent changeover of the size. Installed new 24V DC charging unit for 125KVA DG to charge the battery. <p>Foam (Dabaspet) Unit :</p> <ul style="list-style-type: none"> Replacement of old 320kva DG set by 160kva DG set. Replaced 5 no. mercury 120 W lights to LED80W lights for energy saving. Cooling tower installed to remove the heat generated in the chipping machine. Installed the air drier unit of 108 CFM to remove the moisture for the compressed air. Auto laser machine installed to embossing the wording over the foam pads. <p>Jhagadia Unit :</p> <ul style="list-style-type: none"> Production area block cutting panel and IPF HMI panel merged for operator ease and smooth control. All water coolers water filters installed for efficient & purity of RO water and foot switch is provided for less water consumption. Interlocking provided between DG and GEB power for safety purpose. New LOTO and permit system developed for more safety accuracy. In Jokey pump of fire hydrant system VFD installed in place of DOL starter for safety system stability and smooth starting and minimum breakdown of motor. <p>Sofa Unit (Dabaspet):</p> <ul style="list-style-type: none"> Installed new air dryer (ELRD-100CFM) to remove the moisture in the air line. Installed the Micro controller base digital fuel monitoring system for 125KVA DG. This accurately measures the net Consumption of the Engine and eliminate the manual calculation. Design and fabricated the Piping Folder for beading and piping cord for easy sewing and increase the productivity to 250 piece from 100 piece. Up-Down movement of pillar drilling machine is modified by using double acting pneumatic cylinder and now operate by one person instead of two person. <p>Spring Unit (Peenya-1) :</p> <ul style="list-style-type: none"> Installed 20 KVA voltage stabilizer for maintaining 380 V to automatic tape edge machine. Installed new 24 v battery charges units to 125KVA Gensets. Eliminating daily start of gen-set to charge the battery Automatic oil spraying system installed to FC – 60 bonnel coiler to avoid manual operation. Installed automatic blade motor unit to pocket assembler for bare pocket pad cutting, to avoid manual operation. <p>UTL Unit :</p> <ul style="list-style-type: none"> Designed and developed new Electric trolley for materials transfer from one place to other place. New LED board installed at near main gate entrance for displaying the all PCB data. We are transferring the PCB data through Mobile app. <p>Yeshwanthapur Unit:</p> <ul style="list-style-type: none"> Installation of VCB for the HT line with all the safety features like Earth fault, overvoltage fault, short circuit fault, phase failure |
|-----|--|--|

Annexure - F

| | | |
|------|---|---|
| | | <ul style="list-style-type: none"> Replacement of 2CT 2PT meter cubicle by 3CT 3PT meter cubicle for the better accuracy. Design and Installed new fire extinguisher line for the 100HP bag filter chamber with auto sprinkler system. Installed new PLC and HMI for old rollator machine and programming done. Provided servo motor and roller vertical movement mechanism. At quilting GB-1 installed a MS roller of 50MM X 2830 dimension with geared motor and motor controller. Now the border panels are made to roll over the rollers and removed after the batch is completed. Fabricated and installed pusher unit for matpress-2 to push the pad after the process has completed. Bundling section gunny bag sealing line overhead line has been provided with the wire rope cable trolley. New underground tank has been provided at 1st spray area to collect the latex. |
| (ii) | The benefits derived like product improvement, cost reduction, product development or import substitution | <p>BBSR Unit :</p> <ul style="list-style-type: none"> After the VFD instllation for dust exhaust system starting current is reduced Easy movement of pads through conveyou from one building to other building. <p>Foam (Dabaspet) Unit :</p> <ul style="list-style-type: none"> With Economic friendly chemical used to solar panel cleaning is reduce corban formation on solar panel and improve the power generation efficiency from 55 to 75%. With the air drier system there is reduce in the break down and spare cost of pneumatic staple guns.(from 0.5% to 0.1%). Bonded machine maintenance is reduced and bearing life is increased by providing cooling system. By installing the embossing machine pollution is minimized. <p>Jhagadia Unit :</p> <ul style="list-style-type: none"> Silica gel installed in storage tank of a building in TDI room over the tank to minimize the moisture. Programmed the rollator machine via using PLC and HMI for ease of operation and better accurate result. Spare shuttle conveyor developed for break down in existing conveyor for more productivity and zero breakdown. <p>Sofa unit (Dabaspet) :</p> <ul style="list-style-type: none"> With Economic friendly chemical used to solar panel cleaning improve the power generation efficiency from 55 to 75%. With installation of air drier system there is a reduction in the break down and spare cost of pneumatic staple guns. (From 0.5% to 0.1%). <p>Spring Unit (Peenya-1) :</p> <ul style="list-style-type: none"> Automatic oil spraying system provided in the bonel coiler machine, oil is poured with set time, so avoided the wastage of oil. Reduce the capacity of bore well pump and industrial fan, 50 % energy saving for these two areas. Providing VFD for compressor, safety for compressor motor. <p>UTL Unit :</p> <ul style="list-style-type: none"> Bonded foam yield increased from 87.77 %(2020-21) to 88.12%(2021-22) Installed new Silicone FR hose pipe for all cutting machines at grinding unit in place of plastic hose pipe, there by maintenance is reduced Installed Photo sensor with hooter for Gates automatic stop when obstacles comes |

| | | |
|-------|--|---|
| | | Yeshwanthapur Unit : <ul style="list-style-type: none"> Installed VCB to trip the electrical system in the case of the external/ internal electrical faults. Installed the 3CT-3PT MC for the better accuracy of the consumption and as per the norms set by BESCOM. Programmed the rollator machine via using PLC and HMI for ease of operation and better accurate result. Installed the roller at GB-1 for rolling the quilt panel output, to ease the material handling. Installed the pusher unit for the mat press unit-2 for ease of material moment. Installed new fire hydrant line with auto sprinkler for the 100 hp dust exhaust dust bag filter chamber to quench the fire if there is a fire accident in the bag filter chamber. |
| (iii) | In case of imported technology (imported during the last three years reckoned from the beginning of the financial year)- | BBSR Unit : <ul style="list-style-type: none"> Procured Quilting machine HMI from Gribetz ,USA. Energy efficient steam recovery system from Armstrong International, Canada. UTL Unit : <ul style="list-style-type: none"> Imported M/s. Yuan titan make AUTOMATIC tape edge machines (3nos) from China. Imported M/s. ESUN, PU foam sheet/block pressing machine from china. Yeshwanthapur Unit : <ul style="list-style-type: none"> SA330 quilting machine CPU from Foshan Yuantian Mattress Machinery Co., Ltd, China. Procured the spares for the tape edge from James Cash Pvt Ltd. |
| | (a) The details of technology imported | BBSR Unit : <ul style="list-style-type: none"> HMI installed for Quilting machine. Heat exchangers with working pressure 3kg UTL Unit : <ul style="list-style-type: none"> Automatic mattress flipping without manual intervention. Mattress loading and unloading over conveyor. Yeshwanthapur Unit : <ul style="list-style-type: none"> Servo drive control unit for SA330 quilting machine. Spares for the tape edge. |
| | (b) The year of import; | BBSR Unit : <ul style="list-style-type: none"> year 2020 Year 2021 UTL Unit: <ul style="list-style-type: none"> March 2018 July 2019 Yeshwanthapur Unit : <ul style="list-style-type: none"> year 2019 Year 2021 Year 2022 |

| | | |
|------|--|---|
| | (c) Whether the technology been fully absorbed | BBSR Unit : <ul style="list-style-type: none"> Yes, HMI installed for quilting machine. Yes, the heat exchangers have been installed at the tunnel drier Yeshwanthapur Unit : <ul style="list-style-type: none"> Yes, the heat exchangers have been installed at the tunnel drier. Yes, the CPU is installed on yuantian quilting machine. Yes, the spares have been installed. |
| | (d) If not fully absorbed, areas where absorption has not taken place, and the reasons thereof | NA |
| (iv) | The expenditure incurred on Research and Development | BBSR Unit : <ul style="list-style-type: none"> 800000 INR invested for dust exhaust VFD System 40000 INR invested HMI for the quilting machine 310000 INR invested for material handling Conveyor system 650000 INR invested for the energy efficient steam recovery. Foam Unit (Dabspet): <ul style="list-style-type: none"> 800000 INR invested for the new Laser embossing machine 360000 INR invested for the new Pillow machine control panel. Jhagadia Unit : <ul style="list-style-type: none"> Invested 3L INR on new RMU unit Invested 22L INT on the new 160KVA UPS system for foaming machine. Sofa unit (Dabaspet): <ul style="list-style-type: none"> INR 70000 invested to Security main gate mortised system. INR 15000 invested on economically friendly chemical for solar panel cleaning. INR 7000 invested on the Piping Folder for beading and piping cord sewing INR 25000 invested on the Micro controller base digital fuel monitoring system for 125KVA DG. Spring Unit (Peenya) : <ul style="list-style-type: none"> INR 18000 for spray gun. Yeshwanthapur Unit : <ul style="list-style-type: none"> INR 140000 invested on the 100 HP fire extinguish system. INR 250000 invested on the peeling machine automation. INR 300000 invested on the rollator machine automation. INR 10000 invested on the roller to roll the border panel. |

C. Foreign Exchange Earnings and Outgo

(in Lakh)

| | 2021-2022 | 2020-2021 |
|--------------------------------|-----------|-----------|
| Total foreign exchange inflow | 64.64 | 46.96 |
| Total foreign exchange outflow | 1659.81 | 132.37 |

For and on Behalf of the Board For Kurlon Enterprise Limited

Date : 28-11-2022
Place : Bangalore.

Sd/-
(T. Sudhakar Pai)
Managing Director
DIN : 00043298

Sd/-
(H. N. Shrinivas)
Independent Director
DIN : 07178853

To the Members of Kurlon Enterprise Limited
Report on the Audit of the **STANDALONE** Financial Statements

Opinion

We have audited the accompanying standalone financial statements of Kurlon Enterprise Limited ("the Company"), which comprise the Balance Sheet as at March 31, 2022, the Statement of Profit and Loss, including the statement of Other Comprehensive income/(loss), the Cash Flow Statement and the Statement of Changes in Equity for the year then ended, and notes to the standalone financial statements, including a summary of significant accounting policies and other explanatory information.

In our opinion and to the best of our information and according to the explanations given to us, the aforesaid standalone financial statements give the information required by the Companies Act, 2013, as amended ("the Act") in the manner so required and give a true and fair view in conformity with the accounting principles generally accepted in India, of the state of affairs of the Company as at March 31, 2022, its profit including other comprehensive income/(loss), its cash flows and the changes in equity for the year ended on that date.

Basis for Opinion

We conducted our audit of the standalone financial statements in accordance with the Standards on Auditing (Sas), as specified under section 143(10) of the Act. Our responsibilities under those Standards are further described in the 'Auditor's Responsibilities for the Audit of the Standalone Financial Statements' section of our report. We are independent of the Company in accordance with the 'Code of Ethics' issued by the Institute of Chartered Accountants of India together with the ethical requirements that are relevant to our audit of the standalone financial statements under the provisions of the Act and the Rules thereunder, and we have fulfilled our other ethical responsibilities in accordance with these requirements and the Code of Ethics. We believe that the audit evidence we have obtained is sufficient and appropriate to provide a basis for our audit opinion on the standalone financial statements.

Other Information

The Company's Board of Directors is responsible for the other information. The other information comprises the information included in the Board Report but does not include the standalone financial statements and our auditor's report thereon.

Our opinion on the standalone financial statements does

not cover the other information and we do not express any form of assurance conclusion thereon.

In connection with our audit of the standalone financial statements, our responsibility is to read the other information and, in doing so, consider whether such other information is materially inconsistent with the standalone financial statements or our knowledge obtained in the audit or otherwise appears to be materially misstated. If, based on the work we have performed, we conclude that there is a material misstatement of this other information, we are required to report that fact. We have nothing to report in this regard.

Responsibility of Management for the Standalone Financial Statements

The Company's Board of Directors is responsible for the matters stated in section 134(5) of the Act with respect to the preparation of these standalone financial statements that give a true and fair view of the financial position, financial performance including other comprehensive income/(loss), cash flows and changes in equity of the Company in accordance with the accounting principles generally accepted in India, including the Indian Accounting Standards (Ind AS) specified under section 133 of the Act read with the Companies (Accounting Standards) Rules, 2015, as amended. This responsibility also includes maintenance of adequate accounting records in accordance with the provisions of the Act for safeguarding of the assets of the Company and for preventing and detecting frauds and other irregularities; selection and application of appropriate accounting policies; making judgments and estimates that are reasonable and prudent; and the design, implementation and maintenance of adequate internal financial controls, that were operating effectively for ensuring the accuracy and completeness of the accounting records, relevant to the preparation and presentation of the standalone financial statements that give a true and fair view and are free from material misstatement, whether due to fraud or error.

In preparing the standalone financial statements, management is responsible for assessing the Company's ability to continue as a going concern, disclosing, as applicable, matters related to going concern and using the going concern basis of accounting unless management either intends to liquidate the Company or to cease operations, or has no realistic alternative but to do so.

To the Members of Kurlon Enterprise Limited
Report on the Audit of the **STANDALONE** Financial Statements

Those Board of Directors are also responsible for overseeing the Company's financial reporting process.

Auditor's Responsibilities for the Audit of the Standalone Financial Statements

Our objectives are to obtain reasonable assurance about whether the standalone financial statements as a whole are free from material misstatement, whether due to fraud or error, and to issue an auditor's report that includes our opinion. Reasonable assurance is a high level of assurance but is not a guarantee that an audit conducted in accordance with SAs will always detect a material misstatement when it exists. Misstatements can arise from fraud or error and are considered material if, individually or in the aggregate, they could reasonably be expected to influence the economic decisions of users taken on the basis of these standalone financial statements.

As part of an audit in accordance with SAs, we exercise professional judgment and maintain professional skepticism throughout the audit. We also:

- Identify and assess the risks of material misstatement of the standalone financial statements, whether due to fraud or error, design and perform audit procedures responsive to those risks, and obtain audit evidence that is sufficient and appropriate to provide a basis for our opinion. The risk of not detecting a material misstatement resulting from fraud is higher than for one resulting from error, as fraud may involve collusion, forgery, intentional omissions, misrepresentations, or the override of internal control.
- Obtain an understanding of internal control relevant to the audit in order to design audit procedures that are appropriate in the circumstances. Under section 143(3)(i) of the Act, we are also responsible for expressing our opinion on whether the Company has adequate internal financial controls with reference to standalone financial statements in place and the operating effectiveness of such controls.
- Evaluate the appropriateness of accounting policies used and the reasonableness of accounting estimates and related disclosures made by management.
- Conclude on the appropriateness of management's use of the going concern basis of accounting and, based on the audit evidence obtained, whether a material uncertainty exists related to events or conditions that may cast significant doubt on the Company's ability to continue as a going concern. If we conclude that a material uncertainty

exists, we are required to draw attention in our auditor's report to the related disclosures in the standalone financial statements or, if such disclosures are inadequate, to modify our opinion. Our conclusions are based on the audit evidence obtained up to the date of our auditor's report. However, future events or conditions may cause the Company to cease to continue as a going concern.

- Evaluate the overall presentation, structure and content of the standalone financial statements, including the disclosures, and whether the standalone financial statements represent the underlying transactions and events in a manner that achieves fair presentation.

We communicate with those charged with governance regarding, among other matters, the planned scope and timing of the audit and significant audit findings, including any significant deficiencies in internal control that we identify during our audit.

We also provide those charged with governance with a statement that we have complied with relevant ethical requirements regarding independence, and to communicate with them all relationships and other matters that may reasonably be thought to bear on our independence, and where applicable, related safeguards.

Other Matter

The standalone financial statements of the Company for the year ended March 31, 2021, included in these standalone financial statements, have been audited by the predecessor auditor who expressed an unmodified opinion on those statements on October 28, 2021.

Report on Other Legal and Regulatory Requirements

1. As required by the Companies (Auditor's Report) Order, 2020 ("the Order"), issued by the Central Government of India in terms of sub-section (11) of section 143 of the Act, we give in the "Annexure 1" a statement on the matters specified in paragraphs 3 and 4 of the Order.
2. As required by Section 143(3) of the Act, we report that:
 - (a) We have sought and obtained all the information and explanations which to the best of our knowledge and belief were necessary for the purposes of our audit;
 - (b) In our opinion, proper books of account as required by law have been kept by the Company so far as it appears from our examination of those books;
 - (c) The Balance Sheet, the Statement of Profit and Loss including the Statement of Other Comprehensive

To the Members of Kurlon Enterprise Limited
Report on the Audit of the **STANDALONE** Financial Statements

Income/(loss), the Cash Flow Statement and Statement of Changes in Equity dealt with by this Report are in agreement with the books of account;

(d) In our opinion, the aforesaid standalone financial statements comply with the Accounting Standards specified under Section 133 of the Act, read with Companies (Indian Accounting Standards) Rules, 2015, as amended;

(e) On the basis of the written representations received from the directors as on March 31, 2022 taken on record by the Board of Directors, none of the directors is disqualified as on March 31, 2022 from being appointed as a director in terms of Section 164(2) of the Act;

(f) With respect to the adequacy of the internal financial controls with reference to these standalone financial statements and the operating effectiveness of such controls, refer to our separate Report in "Annexure 2" to this report;

(g) In our opinion, the managerial remuneration for the year ended March 31, 2022 has been paid/provided by the Company to its directors in accordance with the provisions of section 197 read with Schedule V to the Act;

(h) With respect to the other matters to be included in the Auditor's Report in accordance with Rule 11 of the Companies (Audit and Auditors) Rules, 2014, as amended in our opinion and to the best of our information and according to the explanations given to us:

i. The Company has disclosed the impact of pending litigations on its financial position in its standalone financial statements – Refer Note 38 to the standalone financial statements;

ii. The Company did not have any long-term contracts including derivative contracts for which there were any material foreseeable losses;

iii. There were no amounts which were required to be transferred to the Investor Education and Protection Fund by the Company.

iv. a) The management has represented that, to the best of its knowledge and belief, as disclosed in the note 45 to the standalone financial statements, no funds have been advanced or loaned or invested (either from borrowed funds or share premium or any other sources or kind of funds) by the Company to or in any other persons or entities, including foreign entities ("Intermediaries"), with

the understanding, whether recorded in writing or otherwise, that the Intermediary shall, whether, directly or indirectly lend or invest in other persons or entities identified in any manner whatsoever by or on behalf of the Company ("Ultimate Beneficiaries") or provide any guarantee, security or the like on behalf of the Ultimate Beneficiaries;

b) The management has represented that, to the best of its knowledge and belief, as disclosed in the note 45 to the standalone financial statements, no funds have been received by the Company from any persons or entities, including foreign entities ("Funding Parties"), with the understanding, whether recorded in writing or otherwise, that the Company shall, whether, directly or indirectly, lend or invest in other persons or entities identified in any manner whatsoever by or on behalf of the Funding Party ("Ultimate Beneficiaries") or provide any guarantee, security or the like on behalf of the Ultimate Beneficiaries; and

c) Based on such audit procedures performed that have been considered reasonable and appropriate in the circumstances, nothing has come to our notice that has caused us to believe that the representations under sub-clause (a) and (b) contain any material misstatement.

v. As disclosed in note 15(g) to the standalone financial statements, the final dividend paid by the Company during the year in respect of the same declared for the previous year is in accordance with section 123 of the Act to the extent it applies to payment of dividend.

As stated in note 15(g) to the standalone financial statements, the Board of Directors of the Company have proposed final dividend for the year which is subject to the approval of the members at the ensuing Annual General Meeting. The dividend declared is in accordance with section 123 of the Act to the extent it applies to declaration of dividend.

For **S. R. Batliboi & Associates LLP**
Chartered Accountants
ICAI Firm Registration Number: 101049W/E300004

Per Rajeev Kumar
Partner

Place : Bengaluru
Date : November 28, 2022

Membership No.: 213803
UDIN: 22213803BEIYPP6579

To the Members of Kurlon Enterprise Limited
Report on the Audit of the **STANDALONE** Financial Statements

Annexure '1' referred to in paragraph under the heading "Report on other legal and regulatory requirements" of our report of even date on the Standalone Financial Statements of Kurlon Enterprise Limited

In terms of the information and explanations sought by us and given by the Company and the books of account and records examined by us in the normal course of audit and to the best of our knowledge and belief, we state that:

(i)(a)(A) The Company has maintained proper records showing full particulars, including quantitative details and situation of property, plant and equipment.

(B) The Company has maintained proper records showing full particulars of intangible assets.

(b) All property, plant and equipment have not been physically verified by the management during the year but there is a regular programme of verification to cover all the items in a phased manner over period of three years which, in our opinion, is reasonable having regard to the size of the Company and the nature of its assets. No material discrepancies were noticed on such verification.

(c) The title deeds of immovable properties of Free hold land and Buildings included in property, plant and equipment are held in the name of the Company and in respect of immovable properties of land and buildings that have taken on lease and disclosed as Right-of-use assets in the standalone financial statements, the lease agreements are in the name of

the Company.

(d) The Company has not revalued its property, plant and equipment or intangible assets (including Right-of-use assets) during the year ended March 31, 2022.

(e) There are no proceedings initiated or are pending against the Company for holding any benami property under the Prohibition of Benami Property Transactions Act, 1988 and rules made thereunder as disclosed in Note 45 to the standalone financial statements.

(ii)(a) The inventory has been physically verified by the management during the year. In our opinion, the frequency of verification by the management is reasonable and the coverage and procedure for such verification is appropriate. Discrepancies of 10% or more in aggregate for each class of inventory have not been noted during the physical verification by the management. There are no inventories lying with third parties.

(b) As disclosed in Note 21 to the standalone financial statements, the Company has been sanctioned working capital limits in excess of Rs. five crores in aggregate from banks during the year on the basis of security of current assets of the Company. The quarterly returns/statements filed by the Company with such banks in respect of gross value of collateral security (excluding the impact of period end cut off adjustments) are in agreement with the books of accounts of the Company.

(iii)(a) During the year, the Company has provided loans, advances in the nature of loans to companies and other parties as follows:

| Particulars | Loans (Rs. in Lakhs) | Advances in the nature of Loans (Rs. in Lakhs) |
|--|----------------------|--|
| Aggregate amount granted/provided during the year | | |
| - Subsidiaries | 756.28 | - |
| - Others | - | 39.59 |
| Balance outstanding(principal) as at March 31, 2022 | | |
| - Subsidiaries | 2,614.36 | - |
| - Others | 56.74 | 50.29 |

To the Members of Kurlon Enterprise Limited
Report on the Audit of the **STANDALONE** Financial Statements

The aforesaid Balance outstanding as at balance sheet date in respect of subsidiaries is net of provision made for doubtful recovery of loans given to subsidiaries amounting to Rs 418.08 lakhs. Also, refer note 8 and 9 in the standalone financial statements.

The Company has not provided Guarantees or securities to companies, firms, Limited Liability Partnerships or any other parties.

(b) During the year, the terms and conditions of the grant of loans to subsidiaries and advances in nature of loans given to other parties (i.e., employees) are not prejudicial to the Company's interest. Other than above, the Company has not made investments, not provided Guarantees or not provided securities to companies, firms, Limited Liability Partnerships or any other parties. Also refer note 8 and 9 in the standalone financial statements as regards to interest rate, accrual of interest and terms of repayment.

(c) The Company has granted loans and advances in the nature of loans during the year to companies or any other parties where the schedule of repayment of principal and payment of interest has been stipulated. Loans provided

to subsidiaries are repayable on demand along with interest and the Company has not demanded the same during the year. Also, refer note 8 and 9 in the standalone financial statements.

(d) There are no amounts of loans and advances in the nature of loans granted to companies or other parties which are overdue for more than ninety days. Also, refer note 8 and 9 in the standalone financial statements.

(e) There were no loans granted to subsidiary companies which had fallen due during the year. There were no loans or advance in the nature of loans granted to companies (other than subsidiaries) or other parties which had fallen due during the year, that have been renewed or extended or fresh loans granted to settle the overdues of existing loans given to the same parties. Also, refer note 8 and 9 in the standalone financial statements.

(f) As disclosed in note 8 in the standalone financial statements, the Company has granted loans which are repayable on demand to subsidiary companies. Following are the details of the aggregate amount of loans granted to related parties as defined in clause (76) of section 2 of the Companies Act, 2013:

| | Related Parties (Amount Rs. lakhs) |
|---|---------------------------------------|
| Aggregate amount of loans/ advances in nature of loans - Repayable on demand (Gross amount) | 3,032.44 |
| Percentage of loans/ advances in nature of loans to the total loans | 98.16% |

Except for the above, the Company has not granted any loans or advances in the nature of loans, either repayable on demand or without specifying any terms or period of repayment to companies or any other parties. Also, refer note 8 and 9 in the standalone financial statements.

(iv) The provisions of section 185 and 186 of the Act in respect of loans and investments have been complied with by the Company. There are no guarantees and security in respect of which provisions of sections 186 of the Act are applicable. Also, refer note 8 and 9 in the standalone financial statements.

(v) The Company has neither accepted any deposits from the public nor accepted any amounts which are

deemed to be deposits within the meaning of sections 73 to 76 of the Companies Act and the rules made thereunder, to the extent applicable. Accordingly, the requirement to report on clause 3(v) of the Order is not applicable to the Company.

(vi) We have broadly reviewed the books of account maintained by the Company pursuant to the rules made by the Central Government for the maintenance of cost records under section 148(1) of the Companies Act, 2013, related to the manufacture of mattresses and other products and are of the opinion that prima facie, the specified accounts and records have been made and maintained. We have not, however, made a detailed examination of the same.

To the Members of Kurlon Enterprise Limited
Report on the Audit of the **STANDALONE** Financial Statements

(vii)(a) Undisputed statutory dues including goods and services tax, provident fund, employees' state insurance, income-tax, sales-tax, service tax, duty of custom, duty of excise, value added tax, cess and other statutory dues have generally been regularly deposited with the appropriate authorities though there has been a slight delay in remittance of employee's state insurance, professional tax and provident fund a few cases.

According to the information and explanations given to us and based on audit procedures performed by us,

no undisputed amounts payable in respect of these statutory dues were outstanding, at the year end, for a period of more than six months from the date they became payable.

(b) The dues of goods and services tax, provident fund, employees' state insurance, income-tax, sales-tax, service tax, duty of custom, duty of excise, value added tax, cess, and other statutory dues have not been deposited on account of any dispute, are as follows:

| Name of the Statute | Nature of Dues | Amount Disputed (Rs. in Lakhs)* | Period to which the amount relates to | Forum where Dispute is Pending |
|--|--|------------------------------------|--|--|
| The Central Excise Act, 1944 | Excise Duty | 1,440.18 | 2011-14 | Central Excise and Service Tax Appellate Tribunal |
| The Income Tax act, 1961 | Income tax | 1072.45 | 2017-18 | Commissioner Of Income Tax (Appeals) |
| | | 24.97 | 2013-14 | |
| Value Added Tax, Sales Tax and Entry Tax | Value Added Tax, Sales Tax and Entry Tax | 3419.26 | 2014-15 | |
| | | 320.91 | 2015-16 | |
| | | 386.13 | 2016-17 | |
| | | 101.30 | 2017-18 | The Joint Commissioner - Commercial Taxes |

* net of Rs 140.14 lakhs paid under protest.

The Company has not surrendered or disclosed any transaction, previously unrecorded in the books of account, in the tax assessments under the Income Tax Act, 1961 as income during the year as disclosed in Note 45 to the standalone financial statements. Accordingly, the requirement to report on clause 3(viii) of the Order is not applicable to the Company.

(ix)(a) The Company has not defaulted in repayment of loans or other borrowings or in the payment of interest thereon to any lender.

(b) The Company has not been declared willful defaulter by any bank or financial institution or government or any government authority.

(c) The Company did not have any term loans outstanding during the year hence, the requirement to report on clause (ix)© of the Order is not applicable to the Company.

(d) On an overall examination of the standalone financial statements of the Company, no funds raised on short-term basis have been used for long-term purposes by the Company.

(e) On an overall examination of the standalone financial statements of the Company, the Company has not taken any funds from any entity or person on account of or to meet the obligations of its

To the Members of Kurlon Enterprise Limited
Report on the Audit of the **STANDALONE** Financial Statements

subsidiaries. The Company does not have any associate or joint venture.

(f) The Company has not raised loans during the year on the pledge of securities held in its subsidiaries companies. The company does not have any associate or joint venture.

(x)(a) The Company has not raised any money during the year by way of initial public offer/further public offer (including debt instruments) hence, the requirement to report on clause 3(x)(a) of the Order is not applicable to the Company.

(b) The Company has not made any preferential allotment or private placement of shares/fully or partially or optionally convertible debentures during the year under audit and hence, the requirement to report on clause 3(x)(b) of the Order is not applicable to the Company.

(xi)(a) No fraud by the Company or no fraud on the Company has been noticed or reported during the year.

(b) During the year, no report under sub-section (12) of section 143 of the Companies Act, 2013 has been filed by cost auditor, secretarial auditor or by us in Form ADT – 4 as prescribed under Rule 13 of Companies (Audit and Auditors) Rules, 2014 with the Central Government.

(c) As represented to us by the management, there are no whistle blower complaints received by the Company during the year.

(xii)(a) The Company is not a nidhi company as per the provisions of the Companies Act, 2013. Therefore, the requirement to report on clause 3(xii)(a) of the Order is not applicable to the Company.

(b) The Company is not a nidhi company as per the provisions of the Companies Act, 2013. Therefore,

the requirement to report on clause 3(xii)(b) of the Order is not applicable to the Company.

(c) The Company is not a nidhi company as per the provisions of the Companies Act, 2013. Therefore, the requirement to report on clause 3(xii)(c) of the Order is not applicable to the Company.

(xiii) Transactions with the related parties are in compliance with sections 177 and 188 of Companies Act, 2013 where applicable and the details have been disclosed in the notes to the standalone financial statements, as required by the applicable accounting standards.

(xiv)(a) The Company has an internal audit system commensurate with the size and nature of its business.

(b) The internal audit reports of the Company issued till the date of the audit report, for the period under audit have been considered by us.

(xv) The Company has not entered into any non-cash transactions with its directors or persons connected with its directors and hence requirement to report on clause 3(xv) of the Order is not applicable to the Company.

(xvi)(a) The provisions of section 45-IA of the Reserve Bank of India Act, 1934 (2 of 1934) are not applicable to the Company. Accordingly, the requirement to report on clause (xvi)(a) of the Order is not applicable to the Company.

(b) The Company has not conducted any Non-Banking Financial or Housing Finance activities without obtained a valid Certificate of Registration (CoR) from the Reserve Bank of India as per the Reserve Bank of India Act, 1934.

(c) The Company is not a Core Investment Company as defined in the regulations made by Reserve Bank of India. Accordingly, the requirement

To the Members of Kurlon Enterprise Limited
Report on the Audit of the **STANDALONE** Financial Statements

to report on clause 3(xvi) of the Order is not applicable to the Company.

(d) There is no Core Investment Company as a part of the Group, hence, the requirement to report on clause 3(xvi) of the Order is not applicable to the Company.

(xvii) The Company has not incurred cash losses in the current financial year and in the immediately preceding financial year.

(xviii) The previous statutory auditors of the Company have resigned during the year and we have taken into consideration the issues, objections or concerns raised by the outgoing auditors.

(xix) On the basis of the financial ratios disclosed in Note 44 to the standalone financial statements, ageing and expected dates of realization of financial assets and payment of financial liabilities, other information accompanying the standalone financial statements, our knowledge of the Board of Directors and management plans and based on our examination of the evidence supporting the assumptions, nothing has come to our attention, which causes us to believe that any material uncertainty exists as on the date of the audit report that Company is not capable of meeting its liabilities existing at the date of balance sheet as and when they fall due within a period of one year from the balance sheet date.

We, however, state that this is not an assurance as to the future viability of the Company. We further state that our reporting is based on the facts up to the date of the audit report and we neither give any guarantee nor any assurance that all liabilities falling due within a period of one year from the balance sheet date, will get discharged by the Company as and when they fall due.

(xx)(a) In respect of other than ongoing projects, there are no unspent amounts that are required to be transferred to a fund specified in Schedule VII of the Companies Act (the Act), in compliance with second proviso to sub section 5 of section 135 of the Act. This matter has been disclosed in Note 39 to the standalone financial statements.

(b) There are no unspent amounts in respect of ongoing projects, that are required to be transferred to a special account in compliance of provision of sub section (6) of section 135 of Companies Act. This matter has been disclosed in Note 39 to the standalone financial statements.

For S. R. Batliboi & Associates LLP
Chartered Accountants
ICAI Firm Registration Number: 101049W/E300004

Per Rajeev Kumar
Partner

Place : Bengaluru
Date : November 28, 2022

Membership No.: 213803
UDIN: 22213803BEIYPP6579

To the Members of Kurlon Enterprise Limited
Report on the Audit of the **STANDALONE** Financial Statements**ANNEXURE '2' REFERRED TO IN PARAGRAPH UNDER THE HEADING "REPORT ON OTHER LEGAL AND REGULATORY REQUIREMENTS" OF OUR REPORT OF EVEN DATE ON THE STANDALONE FINANCIAL STATEMENTS OF KURLON ENTERPRISE LIMITED****Report on the Internal Financial Controls under Clause (i) of Sub-Section 3 of Section 143 of the Companies Act, 2013 ("the Act")**

We have audited the internal financial controls with reference to standalone financial statements of Kurlon Enterprise Limited ("the Company") as of March 31, 2022 in conjunction with our audit of the standalone financial statements of the Company for the year ended on that date.

Management's Responsibility for Internal Financial Controls

The Company's Management is responsible for establishing and maintaining internal financial controls based on the internal control over financial reporting criteria established by the Company considering the essential components of internal control stated in the Guidance Note on Audit of Internal Financial Controls Over Financial Reporting issued by the Institute of Chartered Accountants of India ("ICAI"). These responsibilities include the design, implementation and maintenance of adequate internal financial controls that were operating effectively for ensuring the orderly and efficient conduct of its business, including adherence to the Company's policies, the safeguarding of its assets, the prevention and detection of frauds and errors, the accuracy and completeness of the accounting records, and the timely preparation of reliable financial information, as required under the Companies Act, 2013.

Auditor's Responsibility

Our responsibility is to express an opinion on the Company's internal financial controls with reference to these standalone financial statements based on our audit. We conducted our audit in accordance with the Guidance Note on Audit of Internal Financial Controls Over Financial Reporting (the "Guidance Note") and the Standards on Auditing, as specified under section 143(10) of the Act, to the extent applicable to an audit of internal financial controls, both issued by ICAI. Those Standards and the Guidance Note require that we comply with ethical requirements and plan and perform the audit to obtain reasonable assurance about whether adequate internal financial controls with reference to these standalone financial statements was established and maintained and if such controls operated effectively in all material respects.

Our audit involves performing procedures to obtain audit evidence about the adequacy of the internal financial controls with reference to these standalone financial statements and their operating effectiveness. Our audit of internal financial controls with reference to standalone financial statements included obtaining an understanding of internal financial controls with reference to these standalone financial statements, assessing the risk that a material weakness exists, and testing and evaluating the design and operating effectiveness of internal control based on the assessed risk. The procedures selected depend on the auditor's judgement, including the assessment of the risks of material misstatement of the standalone financial statements, whether due to fraud or error.

We believe that the audit evidence we have obtained is sufficient and appropriate to provide a

To the Members of Kurlon Enterprise Limited
Report on the Audit of the **STANDALONE** Financial Statements

basis for our audit opinion on the Company's internal financial controls with reference to these standalone financial statements.

Meaning of Internal Financial Controls With Reference to these Standalone Financial Statements

A company's internal financial controls with reference to standalone financial statements is a process designed to provide reasonable assurance regarding the reliability of financial reporting and the preparation of standalone financial statements for external purposes in accordance with generally accepted accounting principles. A company's internal financial controls with reference to standalone financial statements includes those policies and procedures that (1) pertain to the maintenance of records that, in reasonable detail, accurately and fairly reflect the transactions and dispositions of the assets of the company; (2) provide reasonable assurance that transactions are recorded as necessary to permit preparation of financial statements in accordance with generally accepted accounting principles, and that receipts and expenditures of the company are being made only in accordance with authorisations of management and directors of the company; and (3) provide reasonable assurance regarding prevention or timely detection of unauthorised acquisition, use, or disposition of the company's assets that could have a material effect on the financial statements.

Inherent Limitations of Internal Financial Controls With Reference to Standalone Financial Statements

Because of the inherent limitations of internal financial controls with reference to standalone financial statements, including the possibility of

collusion or improper management override of controls, material misstatements due to error or fraud may occur and not be detected. Also, projections of any evaluation of the internal financial controls with reference to standalone financial statements to future periods are subject to the risk that the internal financial control with reference to standalone financial statements may become inadequate because of changes in conditions, or that the degree of compliance with the policies or procedures may deteriorate.

Opinion

In our opinion, the Company has, in all material respects, adequate internal financial controls with reference to standalone financial statements and such internal financial controls with reference to standalone financial statements were operating effectively as at March 31, 2022, based on the internal control over financial reporting criteria established by the Company considering the essential components of internal control stated in the Guidance Note issued by the ICAI.

For S. R. Batliboi & Associates LLP

Chartered Accountants

ICAI Firm Registration Number: 101049W/E300004

Per Rajeev Kumar

Partner

Place : Bengaluru

Date : November 28, 2022

Membership No.: 213803

UDIN: 22213803BEIYPP6579

Standalone Balance Sheet as at March 31, 2022

| Particulars | Note No. | (₹ in Lakh) | |
|--|----------|----------------------|----------------------|
| | | As at March 31, 2022 | As at March 31, 2021 |
| ASSETS | | | |
| Non-current assets | | | |
| Property, plant and equipment | 4 | 20,706.94 | 20,409.71 |
| Capital work-in-progress | 4 | 398.26 | 701.18 |
| Goodwill | 5 | 2,103.16 | 2,103.16 |
| Other intangible assets | 5 | 263.75 | 397.81 |
| Right of use assets | 6 | 2,051.16 | 1,529.21 |
| Financial assets | | | |
| Investments | 7 | 1,785.57 | 1,785.57 |
| Loans | 8 | 2,614.36 | 2,376.68 |
| Other financial assets | 9 | 665.71 | 938.87 |
| Income tax assets (net) | 10 | 1,445.98 | 643.68 |
| Other non-current assets | 11 | 2,149.04 | 2,058.34 |
| | | 34,183.93 | 32,944.21 |
| Current assets | | | |
| Inventories | 12 | 11,540.36 | 11,105.08 |
| Financial assets | | | |
| Investments | 7 | 10,710.91 | 11,131.71 |
| Trade receivables | 13 | 5,446.95 | 5,473.43 |
| Cash and cash equivalents | 14 | 147.50 | 39.83 |
| Other bank balances | 14 | 4,247.50 | 3,710.66 |
| Loans | 8 | 56.74 | - |
| Other financial assets | 9 | 158.79 | 343.89 |
| Other current assets | 11 | 6,056.71 | 6,442.52 |
| | | 38,365.46 | 38,247.12 |
| Total | | 72,549.39 | 71,191.33 |
| EQUITY AND LIABILITIES | | | |
| Equity | | | |
| Equity share capital | 15 | 1,827.62 | 1,827.62 |
| Other equity | 16 | 47,514.47 | 49,096.03 |
| | | 49,342.09 | 50,923.65 |
| Liabilities | | | |
| Non-current liabilities | | | |
| Financial liabilities | | | |
| Lease liabilities | 17 | 547.88 | 271.73 |
| Other financial liabilities | 18 | 5,361.77 | 5,478.51 |
| Provisions | 19 | 500.79 | 656.17 |
| Deferred tax liabilities (net) | 20 | 1,698.54 | 2,383.62 |
| | | 8,108.98 | 8,790.03 |
| Current liabilities | | | |
| Financial liabilities | | | |
| Borrowings | 21 | 687.56 | 1,187.24 |
| Lease liabilities | 17 | 454.78 | 174.39 |
| Trade payables | 22 | | |
| Total outstanding dues of micro enterprises and small enterprises | | 355.45 | 314.96 |
| Total outstanding dues of creditors other than micro enterprises and small enterprises | | 11,314.77 | 8,218.63 |
| Other financial liabilities | 18 | 1,085.21 | 667.44 |
| Provisions | 19 | 531.21 | 159.89 |
| Other current liabilities | 23 | 669.34 | 755.10 |
| | | 15,098.32 | 11,477.65 |
| Total | | 72,549.39 | 71,191.33 |
| Summary of significant accounting policies | 3 | | |
| The accompanying notes are an integral part of the standalone financial statements | | | |

As per our report of even date attached

For S. R. Batliboi & Associates LLP

Chartered Accountants
ICAI Firm Registration Number: 101049W/E300004

Per Rajeev Kumar

Partner
Membership No.: 213803Place : Bengaluru
Date : November 28, 2022

For and on behalf of Board of Directors of

Kurlon Enterprise Limited CIN: U36101MH2011PLC222657

Tonse Sudhakar Pai

Managing Director
DIN : 00043298Jyothi Ashish Pradhan
Chief Executive OfficerPlace : Bengaluru
Date : November 28, 20212

H. N. Shrinivas

Director
DIN - 07178853Abhilash Padmanabh Kamti
Chief Financial OfficerMonu Kumar
Company Secretary

Standalone Statement of Profit and Loss for the year ended March 31, 2022

| Particulars | Note No. | (₹ in Lakh) | |
|---|-----------|---------------------------|---------------------------|
| | | Year ended March 31, 2022 | Year ended March 31, 2021 |
| Income | | | |
| Revenue from operations | 24 | 77,225.58 | 74,447.86 |
| Other income | 25 | 966.79 | 841.17 |
| Total income | | 78,192.37 | 75,289.03 |
| Expenses | | | |
| Cost of raw material consumed | 26 | 36,337.47 | 32,504.37 |
| Purchase of traded goods | 27 | 8,749.41 | 7,437.94 |
| Changes in inventories of finished goods, work-in-progress and traded goods | 28 | 341.82 | 1,266.15 |
| Employee benefit expense | 29 | 5,144.30 | 5,908.91 |
| Finance costs | 30 | 286.96 | 229.92 |
| Depreciation and amortisation expense | 31 | 2,511.98 | 2,426.69 |
| Other expenses | 32 | 24,383.71 | 17,235.35 |
| Total expenses | | 77,755.65 | 67,009.33 |
| Profit before exceptional items and tax | | 436.72 | 8,279.70 |
| Exceptional items | 32(A) | 418.08 | 2,018.68 |
| Profit before tax | | 18.64 | 6,261.02 |
| Tax expense | 43 | | |
| Current tax | | 475.96 | 1,658.47 |
| Tax relating to earlier years | | (130.20) | - |
| Deferred tax (credit)/charge | | (685.08) | 774.28 |
| Total tax expense | | (339.32) | 2,432.75 |
| Profit for the year | | 357.96 | 3,828.27 |
| Other comprehensive income/(loss), net of tax | | | |
| Items that will not be reclassified subsequently to profit or loss in subsequent period | | | |
| Re-measurement gain/(loss) on defined benefit plan | | (149.68) | (72.45) |
| Income tax effect | | 37.68 | 18.24 |
| Total other comprehensive income/(loss) for the year | | (112.00) | (54.21) |
| Total comprehensive income for the year | | 245.96 | 3,774.06 |
| Earnings per equity share (EPS) : | | | |
| Basic and Diluted [Nominal value of shares Rs. 5 (March 31, 2021 : Rs. 5)] | 33 | 0.98 | 10.47 |
| Summary of significant accounting policies | 3 | | |
| The accompanying notes are an integral part of the standalone financial statements | | | |

As per our report of even date attached

For S. R. Batliboi & Associates LLP

Chartered Accountants
ICAI Firm Registration Number: 101049W/E300004

Per Rajeev Kumar

Partner
Membership No.: 213803Place : Bengaluru
Date : November 28, 2022

For and on behalf of Board of Directors of

Kurlon Enterprise Limited CIN: U36101MH2011PLC222657

Tonse Sudhakar Pai

Managing Director
DIN : 00043298Jyothi Ashish Pradhan
Chief Executive OfficerPlace : Bengaluru
Date : November 28, 20212

H. N. Shrinivas

Director
DIN - 07178853Abhilash Padmanabh Kamti
Chief Financial OfficerMonu Kumar
Company Secretary

Notes to the **STANDALONE** Financial Statements for the year ended March 31, 2022

1. Corporate information

Kurlon Enterprise Limited (the 'Company') was incorporated in Mumbai, India on October 03, 2011, as a public limited company under the Companies Act. The Company is a subsidiary of Kurlon Limited and is engaged in the business of manufacturing/trading in diverse areas such as rubberized coir, latex foam, polyurethane foam, bonded foam, pillows, spring mattresses, furniture, furnishings, sofas etc.

The Company's standalone financial statements for the year ended March 31, 2022 were approved by Board of Directors on November 28, 2022.

2. Basis of preparation

The standalone financial statements of the Company have been prepared in accordance with Indian Accounting Standards (Ind AS) notified under the Companies (Indian Accounting Standards) Rules, 2015 (as amended from time to time) and presentation requirements of Division II of Schedule III to the Companies Act, 2013, (Ind AS compliant Schedule III), as applicable.

This note provides a list of the significant accounting policies adopted in the preparation of the standalone financial statements. These policies have been consistently applied to all the years presented, unless otherwise stated.

The standalone financial statements have been prepared on an accrual basis under the historical cost convention except for the following that are measured at fair value as required by relevant Ind AS:

- Certain financial assets and liabilities measured at fair value (refer accounting policy regarding financial instruments)

These standalone financial statements are presented in Indian Rupee, which is also functional currency of the Company. All the values are rounded off to the nearest lakhs, unless otherwise indicated.

The Company has prepared the standalone financial statements on the basis that it will continue to operate as a going concern.

(a) Measurement of fair values

The Company measures financial instruments, such as, derivatives at fair value at each balance sheet date.

'Fair value' is the price that would be received to sell an asset or paid to transfer a liability in an orderly transaction between market participants at the measurement date. The fair value measurement is based on the presumption that the transaction to sell the asset or transfer the liability takes place either:

- In the principal market for the asset or liability, or
- In the absence of a principal market, in the most advantageous market for the asset or liability

The principal or the most advantageous market must be accessible by the Company.

The fair value of an asset or a liability is measured using the assumptions that market participants would use when pricing the asset or liability, assuming that market participants act in their economic best interest.

A fair value measurement of a non-financial asset takes into account a market participant's ability to generate economic benefits by using the asset in its highest and best use or by selling it to another market participant that would use the asset in its highest and best use.

The Company uses valuation techniques that are appropriate in the circumstances and for which sufficient data are available to measure fair value, maximising the use of relevant observable inputs and minimising the use of unobservable inputs. All assets and liabilities for which fair value is measured or disclosed in the standalone financial statements are categorised within the fair value hierarchy, described as follows, based on the lowest level input that is significant to the fair value measurement as a whole:

- **Level 1** - Quoted (unadjusted) market prices in active markets for identical assets or liabilities

- **Level 2** - Valuation techniques for which the lowest level input that is significant to the fair value measurement is directly or indirectly observable

- **Level 3** - Valuation techniques for which the lowest level input that is significant to the fair value measurement is unobservable

For assets and liabilities that are recognised in the standalone financial statements on a recurring basis, the Company determines whether transfers have occurred between levels in the hierarchy by re-assessing

categorisation (based on the lowest level input that is significant to the fair value measurement as a whole) at the end of each reporting period.

(b) Current versus non-current classification

The Company presents assets and liabilities in the balance sheet based on current/non-current classification.

An asset is treated as current when it is:

- Expected to be realized or intended to be sold or consumed in normal operating cycle
- Held primarily for the purpose of trading
- Expected to be realized within twelve months after the reporting period, or
- Cash or cash equivalent unless restricted from being exchanged or used to settle a liability for at least twelve months after the reporting period

All other assets are classified as non-current.

A liability is current when:

- It is expected to be settled in normal operating cycle,
- It is held primarily for the purpose of trading,
- It is due to be settled within twelve months after the reporting period, or
- There is no unconditional right to defer the settlement of the liability for at least twelve months after the reporting period.

The Company classifies all other liabilities as non-current. The terms of the liability that could, at the option of the counterparty, result in its settlement by the issue of equity instruments do not affect its classification.

Deferred tax assets and liabilities are classified as non-current assets and liabilities.

The operating cycle is the time between the acquisition of assets for processing and their realisation in cash and cash equivalents. The Company has identified twelve months as its operating cycle.

(c) Use of estimates and judgements

In preparing these standalone financial statements, management has made judgements, estimates and assumptions that affect the application of accounting policies and the reported amounts of assets, liabilities, the disclosures of contingent assets and liabilities at the date of the standalone financial statements and reported

amounts of income and expenses during the period. Actual results may differ from these estimates.

Appropriate changes in estimates are made as management becomes aware of changes in circumstances surrounding estimate. Changes in estimate are reflected in the standalone financial statements in the period in which changes are made and, if material, their effects are disclosed in the notes to the standalone financial statements.

Judgements:

Information about judgements made in applying accounting policies that have the most significant effects on the amounts recognised in the standalone financial statements is included in the following notes:

- Note 3.1 and Note 3.2 - Useful life of property, plant and equipment and intangible assets;
- Note 3.8 - Measurement of defined benefit obligations: key actuarial assumptions.
- Note 3.9 - Provision for income tax and valuation of deferred tax assets/liabilities.
- Note 3.14 - Valuation of financial instrument; and
- Note 3.15 - Lease classification and determination of lease term;

Assumption and estimation uncertainties:

Information about assumptions and estimation uncertainties that have a significant risk of resulting in a material adjustment is included in the following notes:

- Note 2(a) - Fair value measurement
- Note 3.3 - Impairment of financial assets
- Note 3.3 - Impairment test of non-financial assets; key assumptions underlying recoverable amounts including the recoverability of expenditure on internally-generated intangible assets;
- Note 3.9 - Recognition of deferred tax assets: based upon likely timing and the level of future taxable profits together with future tax planning strategies;
- Note 3.11 - Recognition and measurement of provisions and contingencies: key assumptions about the likelihood and magnitude of an outflow of resources;

3. Summary of significant accounting policies

3.1. Property, plant and equipment

Recognition and measurement

Notes to the **STANDALONE** Financial Statements for the year ended March 31, 2022

Notes to the **STANDALONE** Financial Statements
for the year ended March 31, 2022

Property, plant and equipment are stated at historical cost less accumulated depreciation, and accumulated impairment loss, if any. Historical cost comprises of the purchase price including duties and non-refundable taxes, borrowing cost if capitalisation criteria's are met, directly attributable expenses incurred to bring the asset to the location and condition necessary for it to be capable of being operated in the manner intended by management and initial estimate of decommissioning, restoring and similar liabilities.

Capital work in progress is stated at cost, net of accumulated impairment loss if any.

Subsequent costs related to an item of property, plant and equipment are recognised as a separate asset, as appropriate, only when it is probable that future economic benefits associated with the item will flow to

the Company and the cost of the item can be measured reliably. The carrying amount of any component accounted for as a separate asset is derecognised when replaced. All other repairs and maintenance are recognised in statement of profit and loss during the reporting period when they are incurred.

An item of property, plant and equipment is derecognised on disposal or when no future economic benefits are expected from its use or disposal. The gains or losses arising from derecognition are measured as the difference between the net disposal proceeds and the carrying amount of the asset and are recognised in the statement of profit and loss when the asset is derecognised.

Depreciation is calculated using the straight-line method over their estimated useful lives as follows:

| Asset description | Useful life in years as per Schedule II | Useful life as per Company |
|------------------------|---|----------------------------|
| Buildings | 30 | 30 |
| Plant and equipment | 15 | 10 and 15 |
| Furniture and fixtures | 10 | 10 |
| Office equipment | 5 | 5 |
| Vehicles | 8 | 8 |
| Computers | 3 and 6 | 3 and 6 |

The assets residual values and useful life are reviewed, and adjusted if appropriate, at the end of each reporting period. An asset's carrying amount is written down immediately to its recoverable amount if the asset's carrying amount is greater than its estimated recoverable amount.

3.2. Goodwill and other intangible assets**Recognition and measurement****Goodwill**

Goodwill being the excess of the aggregate consideration transferred over the net identifiable assets acquired and liabilities assumed, is stated at cost, less impairment, if any. Any goodwill that arises from business combination is tested for impairment annually.

Other intangible assets

Intangible assets acquired separately are measured on initial recognition at cost. Following initial recognition, intangible assets are carried at cost less any accumulated amortisation and accumulated impairment losses.

An item of intangible asset is derecognised on disposal or when no future economic benefits are expected from its use or disposal. The gains or losses arising from derecognition are measured as the difference between the net disposal proceeds and the carrying amount of the asset and are recognised in the statement of profit and loss when the asset is derecognised.

The Company amortises intangible assets with a finite useful life using the straight-line method over the following periods:

| Asset description | Useful life in years |
|-------------------|----------------------|
| Computer software | 6 |

Notes to the **STANDALONE** Financial Statements
for the year ended March 31, 2022

The estimated useful life of the intangible assets and the amortisation period are reviewed at the end of the each financial year and the amortisation period is revised to reflect the changed pattern, if any.

Subsequent costs related to intangible assets are recognised as a separate asset, as appropriate, only when it is probable that future economic benefits associated with the item will flow to the Company and the cost of the item can be measured reliably.

3.3. Impairment**Impairment of financial assets**

In accordance with Ind AS - 109, the Company applies expected credit loss (ECL) model for measurement and recognition of impairment loss on the following financial assets and credit risk exposure:

- Financial assets that are debt instruments, and are measured at amortised cost e.g., loans, deposits, and bank balance
- Trade receivables or any contractual right to receive cash or another financial asset that result from transactions that are within the scope of Ind AS - 115.

The Company follows 'simplified approach' for recognition of impairment loss allowance on:

Trade receivables or contract revenue receivables

The application of simplified approach does not require the Company to track changes in credit risk. Rather, it recognises impairment loss allowance based on lifetime ECLs at each reporting date, right from its initial recognition.

The Company recognises an allowance for expected credit losses (ECLs) for all debt instruments not held at fair value through profit or loss. ECLs are based on the difference between the contractual cash flows due in accordance with the contract and all the cash flows that the company expects to receive, discounted at an approximation of the original effective interest rate. The expected cash flows will include cash flows from the sale of collateral held or other credit enhancements that are integral to the contractual terms.

For recognition of impairment loss on other financial assets and risk exposure, the Company determines that whether there has been a significant increase in the credit risk since initial recognition. If credit risk has not

increased significantly, 12-month ECL is used to provide for impairment loss. However, if credit risk has increased significantly, lifetime ECL is used. If, in a subsequent period, credit quality of the instrument improves such that there is no longer a significant increase in credit risk since initial recognition, then the entity reverts to recognising impairment loss allowance based on 12-month ECL.

Impairment of non-financial assets

The Company assesses, at each reporting date, whether there is an indication that an asset may be impaired. If any indication exists, or when annual impairment testing for an asset is required, the Company estimates the asset's recoverable amount. An asset's recoverable amount is the higher of an asset's or cash-generating unit's (CGU) fair value less costs of disposal and its value in use. The recoverable amount is determined for an individual asset, unless the asset does not generate cash inflows that are largely independent of those from other assets or groups of assets. When the carrying amount of an asset or CGU exceeds its recoverable amount, the asset is considered impaired and is written down to its recoverable amount.

In assessing value in use, the estimated future cash flows are discounted to their present value using a pre-tax discount rate that reflects current market assessments of the time value of money and the risks specific to the asset. In determining fair value less costs of disposal, recent market transactions are taken into account. If no such transactions can be identified, an appropriate valuation model is used. These calculations are corroborated by valuation multiples, quoted share prices for publicly traded companies or other available fair value indicators.

The Company bases its impairment calculation on detailed budgets and forecast calculations, which are prepared separately for each of the Company's cash generating unit's (CGU's) to which the individual assets are allocated. These budgets and forecast calculations generally cover a period of five years. For longer periods, a long-term growth rate is calculated and applied to project future cash flows after the fifth year. To estimate cash flow projections beyond periods covered by the most recent budgets/forecasts, the Company extrapolates cash flow projections in the budget using a

Notes to the **STANDALONE** Financial Statements for the year ended March 31, 2022

steady or declining growth rate for subsequent years, unless an increasing rate can be justified. In any case, this growth rate does not exceed the long-term average growth rate for the products, industries, or country or countries in which the Company operates, or for the market in which the asset is used.

Impairment losses of continuing operations, including impairment on inventories, are recognised in the statement of profit and loss, except for properties previously revalued with the revaluation surplus taken to other comprehensive income (OCI). For such properties, the impairment is recognised in OCI up to the amount of any previous revaluation surplus.

For assets excluding goodwill, an assessment is made at each reporting date to determine whether there is an indication that previously recognised impairment losses no longer exist or have decreased. If such indication exists, the Company estimates the asset's or cash generating unit's (CGU's) recoverable amount. A previously recognised impairment loss is reversed only if there has been a change in the assumptions used to determine the asset's recoverable amount since the last impairment loss was recognised. The reversal is limited so that the carrying amount of the asset does not exceed its recoverable amount, nor exceed the carrying amount that would have been determined, net of depreciation, had no impairment loss been recognised for the asset in prior years. Such reversal is recognised in the statement of profit and loss unless the asset is carried at a revalued amount, in which case, the reversal is treated as a revaluation increase.

3.4. Borrowing costs

Borrowing costs directly attributable to the acquisition, construction or production of an asset that necessarily takes a substantial period of time to get ready for its intended use or sale are capitalised as part of the cost of the asset. All other borrowing costs are expensed in the period in which they occur. Borrowing costs consist of interest and other costs that an entity incurs in connection with the borrowing of funds. Borrowing cost also includes exchange differences to the extent regarded as an adjustment to the borrowing costs.

3.5. Foreign currency transactions

i) Functional and presentation currency:

Items included in the standalone financial statements of the company are measured using the currency of the primary economic environment in which the entity operates (the functional currency). The standalone financial statements are presented in Indian rupee (INR), which is functional and presentation currency of the Company.

ii) Transactions and balances:

Foreign currency transactions are translated into the functional currency using the exchange rates at the dates of the transactions. Foreign exchange gains and losses resulting from the settlement of such transactions and from the translation of monetary assets and liabilities denominated in foreign currencies at year end exchange rates are recognised in statement of profit and loss.

3.6. Revenue recognition

Revenue from contracts with customer is recognised upon transfer of control of promised goods/services to customers at an amount that reflects the consideration to which the Company expect to be entitled for those goods/services.

To recognize revenues, the Company applies the following five-step approach:

- Identify the contract with a customer;
- Identify the performance obligations in the contract;
- Determine the transaction price;
- Allocate the transaction price to the performance obligations in the contract; and
- Recognise revenues when a performance obligation is satisfied.

Revenue is measured at the fair value of the consideration received or receivable net of returns and allowances, trade discounts and volume rebates, taking into account contractually defined terms of payment excluding taxes or duties collected on behalf of the government.

Variable consideration

If the consideration in a contract includes a variable amount, the Company estimates the amount of consideration to which it will be entitled in exchange for transferring the goods to the customer. The variable consideration is estimated at contract inception and

constrained until it is highly probable that a significant revenue reversal in the amount of cumulative revenue recognised will not occur when the associated uncertainty with the variable consideration is subsequently resolved.

Trade receivable

A receivable is recognised if an amount of consideration that is unconditional (i.e., only the passage of time is required before payment of the consideration is due). Refer to accounting policies of financial assets.

Interest income

Interest income is recognised when it is probable that the economic benefits will flow to the Company and the amount of income can be measured reliably. Interest income is accrued on a time basis, by reference to the principal outstanding and at the effective interest rate applicable, which is the rate that discounts estimated future cash receipts through the expected life of the financial asset to that asset's net carrying amount on initial recognition. Interest income is included under the head 'other income' in the statement of profit and loss.

For all financial instruments measured at amortised cost, interest income is recorded using the effective interest rate, which is the rate that exactly discounts the estimated future cash payments or receipts over the expected life of the financial instrument or a shorter period, where appropriate, to the net carrying amount of the financial asset. Interest income is included in other income in the statement of profit and loss.

Dividend income

Dividend income on investments is accounted when the right to receive the dividend is established, which is generally when shareholders approve the dividend. Dividend income is included under the head "Other income" in the statement of profit and loss account.

3.7. Interest income or interest expense

Interest income or expense is recognised using the effective interest method. The 'effective interest rate' is the rate that exactly discounts estimated future cash payments or receipts through the expected life of the financial instrument to the gross carrying amount of the financial asset or the amortised cost of the financial liability. In calculating interest income and expense, the

effective interest rate is applied to the gross carrying amount of the asset (when the asset is not credit-impaired) or to the amortised cost of the liability.

3.8. Employee benefits

Short-term employee benefits

Liabilities for wages and salaries, including non-monetary benefits that are expected to be settled wholly within 12 months after the end of the period in which the employees render the related service are recognised in respect of employee's services up to the end of the reporting period and are measured at the amounts expected to be paid when the liabilities are settled. The liabilities are presented as current financial liabilities in the balance sheet.

Accumulated leave, which is expected to be utilized within the next 12 months, is treated as short-term employee benefit. The Company measures the expected cost of such absences as the additional amount that it expects to pay as a result of the unused entitlement that has accumulated at the reporting date.

Other long-term employee benefit obligations

The liabilities for leave balance are not expected to be settled wholly within 12 months after the end of the period in which the employees render the related service. They are therefore measured as the present value of expected future payments to be made in respect of services provided by employees up to the end of the reporting period using the projected unit credit method. The benefits are discounted using the market yields on government bonds at the end of the reporting period that have terms approximating to the terms of the related obligation. Remeasurements as a result of experience adjustments and changes in actuarial assumptions are recognised in statement of profit and loss.

The obligations are presented as current liabilities in the balance sheet if the entity does not have an unconditional right to defer settlement for at least twelve months after the reporting period, regardless of when the actual settlement is expected to occur.

Post-employment obligations

The company operates the following post-employment schemes:

Notes to the **STANDALONE** Financial Statements for the year ended March 31, 2022

Notes to the **STANDALONE** Financial Statements
for the year ended March 31, 2022

- (a) defined benefit plans - gratuity, and
(b) defined contribution plans such as provident fund.

Gratuity obligations

The liability or asset recognised in the balance sheet in respect of defined benefit gratuity plan is the present value of the defined benefit obligation at the end of the reporting period less the fair value of plan assets. The defined benefit obligation is calculated annually by an independent actuary using the projected unit credit method.

The present value of the defined benefit obligation is determined by discounting the estimated future cash outflows by reference to market yields at the end of the reporting period on government bonds that have term approximating the term of the related obligation. The net interest cost is calculated by applying the discount rate to the net balance of the defined benefit obligation and the fair value of plan assets.

Remeasurement gains and losses arising from experience adjustments and changes in actuarial assumptions are recognised in the period in which they occur, directly in other comprehensive income. They are included in retained earnings in the statement of changes in equity and in the balance sheet. Such accumulated re-measurement balances are never reclassified into the statement of profit and loss subsequently.

Changes in the present value of the defined benefit obligation resulting from plan amendments or curtailments are recognised immediately in profit or loss as past service costs.

Defined contribution plan

Retirement benefit in the form of provident fund scheme, ESI, Superannuation, are the defined contribution plans. The Company has no obligation, other than the contribution payable. The Company recognizes contribution payable to these schemes as an expenditure, when an employee renders the related service.

3.9. Income taxes

Income tax comprises of current tax and deferred tax. It is recognised in the statement of profit and loss except

to the extent that it relates to an item recognised directly in the other comprehensive income.

Current tax

Current income tax assets and liabilities are measured at the amount expected to be recovered from or paid to the taxation authorities. The tax rates and tax laws used to compute the amount are those that are enacted or substantively enacted, at the reporting date in the countries where the Company operates and generates taxable income.

Current income tax relating to items recognised outside the statement of profit and loss is recognised outside profit and loss (either in other comprehensive income or in equity). Current tax items are recognised in correlation to the underlying transaction either in other comprehensive income (OCI) or directly in equity. Management periodically evaluates positions taken in the tax returns with respect to situations in which applicable tax regulations are subject to interpretation and establishes provisions where appropriate.

Current tax assets and current tax liabilities are offset when there is a legally enforceable right to set off the recognised amounts, and there is an intention to settle the asset and the liability on a net basis.

Deferred tax

Deferred tax is provided using the liability method on temporary differences between the tax bases of assets and liabilities and their carrying amounts for financial reporting purposes at the reporting date.

Deferred tax liabilities are recognised for all taxable temporary differences, except:

- When the deferred tax liability arises from the initial recognition of goodwill or an asset or liability in a transaction that is not a business combination and, at the time of the transaction, affects neither the accounting profit nor taxable profit or loss.
- In respect of taxable temporary differences associated with investments in subsidiaries, when the timing of the reversal of the temporary differences can be controlled and it is probable that the temporary differences will not reverse in the foreseeable future.

Deferred tax assets are recognised for all deductible temporary differences, the carry forward of unused tax

credits and any unused tax losses. Deferred tax assets are recognised to the extent that it is probable that taxable profit will be available against which the deductible temporary differences, and the carry forward of unused tax credits and unused tax losses can be utilised, except:

- When the deferred tax asset relating to the deductible temporary difference arises from the initial recognition of an asset or liability in a transaction that is not a business combination and, at the time of the transaction, affects neither the accounting profit nor taxable profit or loss

- In respect of deductible temporary differences associated with investments in subsidiaries deferred tax assets are recognised only to the extent that it is probable that the temporary differences will reverse in the foreseeable future and taxable profit will be available against which the temporary differences can be utilised

The carrying amount of deferred tax assets is reviewed at each reporting date and reduced to the extent that it is no longer probable that sufficient taxable profit will be available to allow all or part of the deferred tax asset to be utilised. Unrecognised deferred tax assets are re-assessed at each reporting date and are recognised to the extent that it has become probable that future taxable profits will allow the deferred tax asset to be recovered.

Deferred tax assets and liabilities are measured at the tax rates that are expected to apply in the year when the asset is realised, or the liability is settled, based on tax rates (and tax laws) that have been enacted or substantively enacted at the reporting date.

Deferred tax relating to items recognised outside profit or loss is recognised outside profit or loss (either in other comprehensive income or in equity). Deferred tax items are recognised in correlation to the underlying transaction either in OCI or directly in equity.

Tax benefits acquired as part of a business combination, but not satisfying the criteria for separate recognition at that date, are recognised subsequently if new information about facts and circumstances change. Acquired deferred tax benefits recognised within the

measurement period reduce goodwill related to that acquisition if they result from new information obtained about facts and circumstances existing at the acquisition date. If the carrying amount of goodwill is zero, any remaining deferred tax benefits are recognised in OCI/capital reserve depending on the principle explained for bargain purchase gains. All other acquired tax benefits realised are recognised in statement of profit and loss.

The Company offsets deferred tax assets and deferred tax liabilities if and only if it has a legally enforceable right to set off current tax assets and current tax liabilities and the deferred tax assets and deferred tax liabilities relate to income taxes levied by the same taxation authority on either the same taxable entity or different taxable entities which intend either to settle current tax liabilities and assets on a net basis, or to realise the assets and settle the liabilities simultaneously, in each future period in which significant amounts of deferred tax liabilities or assets are expected to be settled or recovered.

3.10. Earnings/(loss) per share

Basic earnings per share is calculated by dividing the net profit or loss attributable to equity holders of the Company by the weighted average number of equity shares outstanding during the period (including treasury share).

The weighted average number of equity shares outstanding during the period is adjusted for events such as bonus issue, that have changed the number of equity shares outstanding, without a corresponding change in resources.

For the purpose of calculating diluted earnings per share, the net profit or loss for the period attributable to equity shareholders of the company and the weighted average number of shares outstanding during the period are adjusted for the effects of all dilutive potential equity shares.

Ordinary shares that will be issued upon the conversion of a mandatorily convertible instrument are included in the calculation of basic earnings per share from the date the contract is entered into.

Notes to the **STANDALONE** Financial Statements
for the year ended March 31, 2022

Notes to the **STANDALONE** Financial Statements for the year ended March 31, 2022

3.11. Provision and contingent liabilities

Provisions

Provisions are recognised when there is a present obligation (legal or constructive) as a result of a past event, it is probable that an outflow of resources embodying economic benefits will be required to settle the obligation, in respect of which a reliable estimate can be made of the amount of the obligation.

If the effect of the time value of money is material, provisions are discounted using a current pre-tax rate that reflects, when appropriate, the risks specific to the liability. When discounting is used, the increase in the provision due to the passage of time is recognised as a finance cost.

Contingent liabilities

A contingent liability is a possible obligation that arises from past events and whose existence will be confirmed only by the occurrence or non-occurrence of one or more uncertain future events not wholly within the control of the Company or a present obligation that is not recognised because it is not probable that an outflow of resources will be required to settle the obligation. A contingent liability also arises in extremely rare cases where there is a liability that cannot be recognised because it cannot be measured reliably. The Company does not recognize a contingent liability but discloses it in the standalone financial statements, unless the possibility of an outflow of resources embodying economic benefits is remote.

3.12. Cash and cash equivalents

Cash and cash equivalents in the balance sheet and cash flow statement comprise cash at banks and on hand and short-term deposits with an original maturity of three months or less, which are subject to an insignificant risk of changes in value.

For the purpose of the Standalone Statement of Cash Flows, cash and cash equivalents consist of cash and short-term deposits, as defined above, net of outstanding bank overdrafts as they are considered an integral part of the Company's cash management.

3.13. Cash flow statement

Cash flows are reported using the indirect method, whereby net (loss) before tax is adjusted for the effects

of transactions of non-cash nature and any deferrals or accruals of past or future cash receipts or payments. The cash flows from operating, investing and financing activities of the Company are segregated based on the available information.

3.14. Financial instruments

Recognition and initial measurement

Trade receivables and debt securities issued are initially recognised when they are originated. All other financial assets and financial liabilities are initially recognised when the Company becomes a party to the contractual provisions of the instrument.

A financial asset or financial liability is initially measured at fair value plus, for an item not at fair value through profit and loss (FVTPL), transaction costs that are directly attributable to its acquisition or issue.

Classification and subsequent measurement

Financial assets

On initial recognition, a financial asset is classified as measured at either at amortised cost, FVTPL or fair value in other comprehensive income (FVOCI). Financial assets are not reclassified subsequent to their initial recognition, except if and in the period the Company changes its business model for managing financial assets.

A financial asset is measured at amortised cost if it meets both of the following conditions and is not designated as at FVTPL:

- the asset is held within a business model whose objective is to hold assets to collect contractual cash flows; and
- the contractual terms of the financial asset give rise on specified dates to cash flows that are solely payments of principal and interest on the principal amount outstanding.

On initial recognition of an equity investment that is not held for trading, the Company may irrevocably elect to present subsequent changes in the investment's fair value in OCI (designated as FVOCI – equity investment). This election is made on an investment-by-investment basis.

All financial assets not classified as measured at amortised cost or FVOCI as described above are

measured at FVTPL. This includes all derivative financial assets. On initial recognition, the Company may irrevocably designate a financial asset that otherwise meets the requirements to be measured at amortised cost or at FVOCI as at FVTPL if doing so eliminates or significantly reduces an accounting mismatch that would otherwise arise.

Financial assets: Business model assessment

The Company makes an assessment of the objective of the business model in which a financial asset is held at investment level because this best reflects the way the business is managed and information is provided to management. The information considered includes:

- the stated policies and objectives for each of such investments and the operation of those policies in practice.
- the risks that affect the performance of the business model (and the financial assets held within that business model) and how those risks are managed;
- the frequency, volume and timing of sales of financial assets in prior periods, the reasons for such sales and expectations about future sales activity.

Transfers of financial assets to third parties in transactions that do not qualify for derecognition are not considered sales for this purpose, consistent with the Company's continuing recognition of the assets.

Financial assets that are held for trading or are managed and whose performance is evaluated on a fair value basis are measured at FVTPL.

Financial assets: Assessment whether contractual cash flows are solely payments of principal and interest

For the purposes of this assessment, 'principal' is defined as the fair value of the financial asset on initial recognition. 'Interest' is defined as consideration for the time value of money and for the credit risk associated with the principal amount outstanding during a particular period of time and for other basic lending risks and costs (e.g. liquidity risk and administrative costs), as well as a profit margin.

In assessing whether the contractual cash flows are solely payments of principal and interest, the Company considers the contractual terms of the instrument. This includes assessing whether the financial asset contains

a contractual term that could change the timing or amount of contractual cash flows such that it would not meet this condition. In making this assessment, the Company considers:

- contingent events that would change the amount or timing of cash flows;
- terms that may adjust the contractual coupon rate, including variable interest rate features;
- prepayment and extension features; and
- terms that limit the Company's claim to cash flows from specified assets (e.g. non-recourse features).

Financial assets: Subsequent measurement and gains and losses

Financial assets at FVTPL

These assets are subsequently measured at fair value. Net gains and losses, including any interest or dividend income, are recognised in statement of profit and loss.

Financial assets at amortised cost

These assets are subsequently measured at amortised cost using the effective interest method. The amortised cost is reduced by impairment losses. Interest income, foreign exchange gains and losses and impairment are recognised in statement of profit and loss. Any gain or loss on derecognition is recognised in statement of profit and loss.

Financial liabilities: Classification, subsequent measurement and gains and losses

Financial liabilities are classified as measured at amortised cost or FVTPL. A financial liability is classified as at FVTPL if it is classified as held for trading, or it is a derivative or it is designated as such on initial recognition. Financial liabilities at FVTPL are measured at fair value and net gains and losses, including any interest expense, are recognised in statement of profit and loss. Other financial liabilities are subsequently measured at amortised cost using the effective interest method. Interest expense and foreign exchange gains and losses are recognised in the statement of profit and loss. Any gain or loss on derecognition is also recognised in the statement of profit and loss.

Derecognition

Financial assets

Notes to the **STANDALONE** Financial Statements for the year ended March 31, 2022

Notes to the **STANDALONE** Financial Statements for the year ended March 31, 2022

The Company derecognises a financial asset when the contractual rights to the cash flows from the financial asset expire, or it transfers the rights to receive the contractual cash flows in a transaction in which substantially all of the risks and rewards of ownership of the financial asset are transferred or in which the Company neither transfers nor retains substantially all of the risks and rewards of ownership and does not retain control of the financial asset.

If the Company enters into transactions whereby it transfers assets recognised on its balance sheet but retains either all or substantially all of the risks and rewards of the transferred assets, the transferred assets are not derecognised.

Financial liabilities

The Company derecognises a financial liability when its contractual obligations are discharged or cancelled or expired. The Company also derecognises a financial liability when its terms are modified and the cash flows under the modified terms are substantially different. In this case, a new financial liability based on the modified terms is recognised at fair value. The difference between the carrying amount of the financial liability extinguished and the new financial liability with modified terms is recognised in the statement of profit and loss.

Offsetting

Financial assets and financial liabilities are offset and the net amount presented in the balance sheet when, and only when, the Company currently has a legally enforceable right to set off the amounts and it intends either to settle them on a net basis or to realise the asset and settle the liability simultaneously.

3.15. Leases

The Company has lease contracts for various buildings used in its operations. Lease terms generally ranges between 3 and 9 years.

The Company assesses at contract inception whether a contract is, or contains, a lease. That is, if the contract conveys the right to control the use of an identified asset for a period of time in exchange for consideration.

The Company as a lessee

The Company applies a single recognition and

measurement approach for all leases, except for short-term leases and leases of low-value assets. The Company recognises lease liabilities to make lease payments and right-of-use assets representing the right to use the underlying assets.

Right-of-use assets

The Company recognises right-of-use assets at the commencement date of the lease (i.e., the date the underlying asset is available for use). Right-of-use assets are measured at cost, less any accumulated depreciation and impairment losses, and adjusted for any remeasurement of lease liabilities. The cost of right-of-use assets includes the amount of lease liabilities recognised, initial direct costs incurred, and lease payments made at or before the commencement date less any lease incentives received. Right-of-use assets are depreciated on a straight-line basis over the shorter of the lease term and the estimated useful lives of the assets.

If ownership of the leased asset transfers to the Company at the end of the lease term or the cost reflects the exercise of a purchase option, depreciation is calculated using the estimated useful life of the asset.

The right-of-use assets are also subject to impairment. Refer to the accounting policies in Note 3.3 for policy on impairment of non-financial assets.

Lease liabilities

At the commencement date of the lease, the Company recognises lease liabilities measured at the present value of lease payments to be made over the lease term. The lease payments include fixed payments (including in-substance fixed payments) less any lease incentives receivable, variable lease payments that depend on an index or a rate, and amounts expected to be paid under residual value guarantees. The lease payments also include the exercise price of a purchase option reasonably certain to be exercised by the Company and payments of penalties for terminating the lease, if the lease term reflects the Company exercising the option to terminate. Variable lease payments that do not depend on an index or a rate are recognised as expenses (unless they are incurred to produce inventories) in the period in which the event or condition that triggers the

payment occurs.

In calculating the present value of lease payments, the Company uses its incremental borrowing rate at the lease commencement date because the interest rate implicit in the lease is not readily determinable. After the commencement date, the amount of lease liabilities is increased to reflect the accretion of interest and reduced for the lease payments made. In addition, the carrying amount of lease liabilities is remeasured if there is a modification, a change in the lease term, a change in the lease payments (e.g., changes to future payments resulting from a change in an index or rate used to determine such lease payments) or a change in the assessment of an option to purchase the underlying asset.

Short-term leases and leases of low-value assets

The Company applies the short-term lease recognition exemption to its short-term leases of machinery and equipment (i.e., those leases that have a lease term of 12 months or less from the commencement date and do not contain a purchase option). It also applies the lease of low-value assets recognition exemption to leases of office equipment that are considered to be low value. Lease payments on short-term leases and leases of low-value assets are recognised as expense on a straight-line basis over the lease term.

Extension and termination option

The Company has several lease contracts that include extension and termination options. These options are negotiated by management to provide flexibility in managing the leased-asset portfolio and align with the Company's business needs. Management exercises significant judgement in determining whether these extension and termination options are reasonably certain to be exercised. Management have not considered any future cash outflow for which they are potentially exposed arising due to extension and termination options.

The Company as a lessor

Leases in which the Company does not transfer substantially all the risks and benefits of ownership of the asset are classified as operating leases. Lease income from operating lease is recognized on a straight-

line basis over the term of the relevant lease.

3.16. Inventories

Inventories are valued at the lower of cost and net realisable value.

Costs incurred in bringing each product to its present location and condition are accounted for as follows:

- Raw materials: cost includes cost of purchase and other costs incurred in bringing the inventories to their present location and condition. Cost is determined on weighted average basis.

- Finished goods and work in progress: cost includes cost of direct materials and labour and a proportion of manufacturing overheads based on the normal operating capacity but excluding borrowing costs. Cost is determined on weighted average basis.

- Traded goods: cost includes cost of purchase and other costs incurred in bringing the inventories to their present location and condition. Cost is determined on weighted average basis.

Net realisable value is the estimated selling price in the ordinary course of business, less estimated costs of completion and the estimated costs necessary to make the sale.

3.17. Segment reporting

Operating segments are reported in a manner consistent with the internal reporting provided to the chief operating decision maker (CODM). The Company has identified one reportable segment based on the dominant source, nature of risks and return and the internal organisation and management structure and for which discrete financial information is available. The Executive Management Committee monitors the operating results of its business units separately for the purpose of making decisions about resource allocation and performance assessment. The Company has only one reportable business segment, which is manufacture, purchase and sale of coir, foam and related products which constitutes a single business segment. Accordingly, the amounts appearing in the standalone financial statements relate to the company's single business segment. Refer Note 34 for segment information and segment reporting.

Notes to the **STANDALONE** Financial Statements for the year ended March 31, 2022

Notes to the **STANDALONE** Financial Statements
for the year ended March 31, 2022

3.18. Use of judgements, estimates and assumptions

The preparation of the standalone financial statements requires management to make judgements, estimates and assumptions that affect the reported amounts of revenues, expenses, assets and liabilities, and the accompanying disclosures, and the disclosure of contingent liabilities. Uncertainty about these assumptions and estimates could result in outcomes that require a material adjustment to the carrying amount of asset or liability affected in future periods. The areas involving significant estimates or critical judgements are:

(i) Defined benefit plans

The cost of the defined benefit gratuity plan and other post-employment benefit and the present value of the gratuity obligation are determined using actuarial valuations. An actuarial valuation involves making various assumptions that may differ from actual developments in the future. These include the determination of the discount rate and future salary increases. Due to complexities involved in the valuation and its long term nature, a defined benefit obligation is highly sensitive to changes in these assumptions. All assumptions are reviewed at each reporting date.

The parameter most subject to change is the discount rate. The mortality rate is based on publicly available mortality table in India. The mortality tables tend to change only at interval in response to demographic changes. Further salary increases and gratuity increases are based on expected future inflation rates.

Further details about the gratuity obligations are given in Note 40.

(ii) Impairment of financial and non-financial assets:

The impairment provisions for Financial Assets are based on assumptions about risk of default and expected cash loss rates. The Company uses judgement in making these assumptions and selecting the inputs to the impairment calculation, based on Company's past history, existing market conditions as well as forward-looking estimates at the end of each reporting period. In case of non-financial assets company estimates asset's recoverable amount, which is higher of an asset's or

Cash Generating Units (CGU's) fair value less costs of disposal and its value in use. In assessing value in use, the estimated future cash flows are discounted to their present value using pre-tax discount rate that reflects current market assessments of the time value of money and the risks specific to the asset. In determining fair value less costs of disposal, recent market transactions are taken into account, if no such transactions can be identified, an appropriate valuation model is used.

3.19. Insurance claims

Insurance claims are accounted for on the basis of claims admitted/expected to be admitted and to the extent that the amount recoverable can be measured reliably and it is reasonable to expect ultimate collection.

3.20. Standards issued but not yet effective

The Ministry of Corporate Affairs has notified Companies (Indian Accounting Standard) Amendment Rules 2022 dated March 23, 2022 to amend the following Ind AS which are effective from April 1, 2022.

(i) Onerous Contracts – Costs of Fulfilling a Contract – Amendments to Ind AS 37

The amendments to Ind AS 37 specify which costs an entity needs to include when assessing whether a contract is onerous or loss-making. The amendments apply a "directly related cost approach". The costs that relate directly to a contract to provide goods or services include both incremental costs for example direct labour and materials and an allocation of other costs directly related to contract activities for example an allocation of the depreciation charge for an item of property, plant and equipment used in fulfilling that contract. General and administrative costs do not relate directly to a contract and are excluded unless they are explicitly chargeable to the counterparty under the contract. The amendments are effective for annual reporting periods beginning on or after April 1, 2022. The Company is currently assessing the impact of the amendments to determine the impact they will have on the Company's accounting policy disclosures.

(ii) Reference to the Conceptual Framework – Amendments to Ind AS 103

The amendments replaced the reference to the ICAI's

"Framework for the Preparation and Presentation of Financial Statements under Indian Accounting Standards" with the reference to the "Conceptual Framework for Financial Reporting under Indian Accounting Standard" without significantly changing its requirements. The amendments also added an exception to the recognition principle of Ind AS 103 Business Combinations to avoid the issue of potential 'day 2' gains or losses arising for liabilities and contingent liabilities that would be within the scope of Ind AS 37 Provisions, Contingent Liabilities and Contingent Assets or Appendix C, Levies, of Ind AS 37, if incurred separately. It has also been clarified that the existing guidance in Ind AS 103 for contingent assets would not be affected by replacing the reference to the Framework for the Preparation and Presentation of

Financial Statements under Indian Accounting Standards. The amendments are effective for annual reporting periods beginning on or after April 1, 2022. The amendments are not expected to have a material impact on the Company.

(iii) Property, Plant and Equipment: Proceeds before Intended Use – Amendments to Ind AS 16

The amendments modified paragraph 17(e) of Ind AS 16 to clarify that excess of net sale proceeds of items produced over the cost of testing, if any, shall not be recognised in the profit or loss but deducted from the directly attributable costs considered as part of cost of an item of property, plant, and equipment. The amendments are effective for annual reporting periods beginning on or after April 1, 2022. The amendments are not expected to have a material impact on the Company.

(iv) Ind AS 109 Financial Instruments - Fees in the '10 per cent' test for derecognition of financial liabilities

The amendment clarifies the fees that an entity includes when assessing whether the terms of a new or modified financial liability are substantially different from the terms of the original financial liability. These fees include only those paid or received between the borrower and the lender, including fees paid or received by either the borrower or lender on the other's behalf. The amendments are effective for annual reporting periods beginning on or after April 1, 2022. The amendments are not expected to have a material impact on the Company.

Notes to the **STANDALONE** Financial Statements
for the year ended March 31, 2022

Standalone Cash Flow Statement for the year ended March 31, 2022

| Particulars | Year ended March 31, 2022 | Year ended March 31, 2021 |
|---|------------------------------|------------------------------|
| (₹ in Lakh) | | |
| A. Cash flows from Operating Activities | | |
| Profit before exceptional items and tax | 436.72 | 8,279.70 |
| Non cash adjustment to reconcile profit before tax to net cash flows | | |
| Depreciation and amortisation expense | 2,511.98 | 2,426.69 |
| Loss on sale of property, plant and equipment | 152.21 | 252.71 |
| Advance to suppliers written off | - | 13.13 |
| Bad debts written off | 130.90 | 1.35 |
| Deposits written off | - | 22.75 |
| Gain on modification of lease | (0.92) | - |
| Provision for bad and doubtful debts | 594.68 | 250.96 |
| Provision for doubtful advances | 24.92 | - |
| Provision for warranty | 328.80 | 97.17 |
| Fair value gain on mutual fund at fair value through profit or loss | (125.48) | (411.97) |
| Gain on sale of investments in mutual funds | (355.41) | (46.92) |
| Liabilities no longer required written back | (40.48) | - |
| Interest expenses | 169.30 | 107.24 |
| Interest income | (263.60) | (199.92) |
| Operating cash flow before working capital changes | 3,563.62 | 10,792.89 |
| Movements in working capital : | | |
| Increase/(decrease) in trade payables | 3,114.04 | (3,852.55) |
| Increase/(decrease) in other financial liabilities | 198.72 | 211.28 |
| Increase/(decrease) in other liabilities | (45.28) | 613.75 |
| Increase/(decrease) in provisions | (262.54) | (91.46) |
| Decrease/(increase) in inventories | (435.28) | 570.99 |
| Decrease/(increase) in trade receivables | (568.29) | 1,053.94 |
| Decrease/(increase) in loans | (712.50) | (2,376.68) |
| Decrease/(increase) in other financial assets | 142.12 | (56.58) |
| Decrease/(increase) in other assets | 360.89 | 6,118.36 |
| Cash generated from operations | 5,355.50 | 12,983.94 |
| Direct taxes paid (net of refunds) | (1,110.38) | (1,148.39) |
| Net cash flow from operating activities (A) | 4,245.12 | 11,835.55 |
| B. Cash flows from investing activities | | |
| Purchase of property, plant and equipment, including capital work in progress and capital advances | (2,195.69) | (5,327.83) |
| Investment in bank deposits | (3,790.00) | (3,863.05) |
| Redemption in bank deposits | 3,563.05 | - |
| Investment in subsidiary | - | (23.50) |
| Purchase of investments | (8,999.58) | (7,657.69) |
| Sale of investments | 9,901.28 | 6,460.47 |
| Proceeds from sale of property, plant and equipment | 17.91 | 149.83 |
| Movement in earmarked balances, net | (1.60) | 0.30 |
| Interest received | 236.53 | 103.52 |
| Net cash flow (used in) investing activities (B) | (1,268.10) | (10,157.95) |
| C. Cash flows from financing activities | | |
| Net (repayment of)/proceeds from short-term borrowings | (499.68) | (1,201.78) |
| Repayment of lease liabilities | (395.35) | (305.08) |
| Interest paid | (146.71) | (98.28) |
| Dividend paid | (1,827.61) | (1,279.33) |
| Net cash flow (used in) financing activities (C) | (2,869.35) | (2,884.47) |
| Net increase/(decrease) in cash and cash equivalents (A + B + C) | 107.67 | (1,206.87) |
| Cash and cash equivalents at the beginning of the year | 39.83 | 1,246.70 |
| Cash and cash equivalents at the end of the year | 147.50 | 39.8 |
| Components of cash and cash equivalents as at end of the year | | |
| Cash in hand | 3.13 | 3.13 |
| Balances with banks : | | |
| In current accounts | 144.37 | 36.70 |
| Total cash and cash equivalents (Refer Note 14) | 147.50 | 39.83 |
| Non-cash investing and financing activities | | |
| Acquisitions to right-of-use assets (Refer Note 6) | 1,005.00 | 90.3 |
| Refer Note 21 for change in liabilities arising from financing activities | | |
| Summary of significant accounting policies 3 The accompanying notes are an integral part of the standalone financial statements | | |

As per our report of even date attached
For S. R. Batliboi & Associates LLP
Chartered Accountants
ICAI Firm Registration Number: 101049W/E300004
Per Rajeev Kumar
Partner
Membership No.: 213803
Place : Bengaluru
Date : November 28, 2022

For and on behalf of Board of Directors of
Kurlon Enterprise Limited CIN: U36101MH2011PLC222657
Tonse Sudhakar Pai **H. N. Shrinivas**
Managing Director Director
DIN : 00043298 DIN - 07178853
Jyothi Ashish Pradhan **Abhilash Padmanabh Kamti** **Monu Kumar**
Chief Executive Officer Chief Financial Officer Company Secretary
Place : Bengaluru
Date : November 28, 20212

Statement of Changes in Equity for year ended March 31, 2022

(a) Equity share capital

Equity share of Rs. 5 each (March 31, 2021 Rs. 5) issued, subscribed and fully paid

| | March 31, 2022 | | March 31, 2021 | |
|-------------------------------|--------------------|-----------------|--------------------|-----------------|
| | Nos. | Amount | Nos. | Amount |
| At the beginning of the year | 3,65,52,261 | 1,827.62 | 3,63,82,393 | 1,819.12 |
| Changes during the year | - | - | 1,69,868 | 8.50 |
| At the end of the year | 3,65,52,261 | 1,827.62 | 3,65,52,261 | 1,827.62 |

b. Other Equity

| | (₹ in Lakh) | | | | |
|---|---|--------------------|-----------------|-------------------|------------------|
| | Share application money pending allotment | Securities premium | General reserve | Retained earnings | Total |
| Balance as at April 01, 2020 | 3,249.40 | 11,619.58 | 1,286.11 | 30,454.70 | 46,609.79 |
| Transfer to equity share capital on issue of shares | (8.50) | - | - | - | (8.50) |
| Transfer to securities premium on issue of shares | (3,240.90) | 3,240.90 | - | - | - |
| Profit for the year | - | - | - | 3,828.27 | 3,828.27 |
| Other comprehensive income / (loss) | - | - | - | (54.21) | (54.21) |
| Dividend paid | - | - | - | (1,279.33) | (1,279.33) |
| Balance as at March 31, 2021 | - | 14,860.48 | 1,286.11 | 32,949.43 | 49,096.02 |
| Profit for the year | - | - | - | 357.96 | 357.96 |
| Other comprehensive income / (loss) | - | - | - | (112.00) | (112.00) |
| Dividend paid | - | - | - | (1,827.61) | (1,827.61) |
| Balance as at March 31, 2022 | - | 14,860.48 | 1,286.11 | 31,367.78 | 47,514.37 |

Securities premium - This reserve is used to record premium on issue of shares and can be utilised only for limited purposes in accordance with the provisions of the Companies Act, 2013.

General reserve - Under the erstwhile Companies Act 1956, general reserve was created through an annual transfer of net income at a specified percentage in accordance with applicable regulations. The purpose of these transfers was to ensure that if a dividend distribution in a given year is more than 10% of the paid-up capital of the Company for that year, then the total dividend distribution is less than the total distributable results for that year. Consequent to introduction of Companies Act 2013, the requirement to mandatorily transfer a specified percentage of the net profit to general reserve has been withdrawn. However, the amount previously transferred to the general reserve can be utilised only in accordance with the specific requirements of Companies Act, 2013.

Retained earnings - Retained earnings are the profits/(loss) that the Company has earned/incurred till date, less any transfers to general reserve, dividends or other distributions paid to shareholders. Retained earnings include re-measurement loss/(gain) on defined benefit plans, net of taxes that will not be reclassified to Statement of Profit and Loss.

The accompanying notes are an integral part of the standalone financial statements

As per our report of even date attached

For S. R. Batliboi & Associates LLP
Chartered Accountants
ICAI Firm Registration Number: 101049W/E300004
Per Rajeev Kumar
Partner
Membership No.: 213803
Place : Bengaluru
Date : November 28, 2022

For and on behalf of Board of Directors of
Kurlon Enterprise Limited CIN: U36101MH2011PLC222657

Tonse Sudhakar Pai **H. N. Shrinivas**
Managing Director Director
DIN : 00043298 DIN - 07178853
Jyothi Ashish Pradhan **Abhilash Padmanabh Kamti** **Monu Kumar**
Chief Executive Officer Chief Financial Officer Company Secretary
Place : Bengaluru
Date : November 28, 20212

Notes to the **STANDALONE** Financial Statements
for the year ended March 31, 2022

4. Property, plant and equipment and Capital working in progress

(₹ in Lakh)

| | Freehold land | Buildings | Plant & Equipment | Furniture & Fixtures | Office Equipment | Computers | Vehicles | Total | Capital Work in Progress |
|---------------------|---------------|-----------|-------------------|----------------------|------------------|-----------|----------|-----------|--------------------------|
| Cost | | | | | | | | | |
| At April 01, 2020 | 991.42 | 8,048.45 | 19,188.43 | 3,041.54 | 549.71 | 532.09 | 323.90 | 32,675.54 | 578.36 |
| Additions | - | 464.30 | 903.50 | 93.08 | 66.96 | 27.95 | 136.80 | 1,692.59 | 444.08 |
| Disposals | - | (58.85) | (165.53) | (300.84) | (2.97) | (24.82) | (110.38) | (663.39) | (321.26) |
| At March 31, 2021 | 991.42 | 8,453.90 | 19,926.40 | 2,833.78 | 613.70 | 535.22 | 350.32 | 33,704.74 | 701.18 |
| Additions | - | 1,071.33 | 668.41 | 403.53 | 169.42 | 121.03 | 65.31 | 2,499.03 | 339.36 |
| Disposals | - | (63.25) | (36.35) | (225.50) | - | - | (24.25) | (349.35) | (642.28) |
| Adjustments * | - | - | 126.92 | 19.70 | 16.03 | 22.99 | 49.52 | 235.16 | - |
| At March 31, 2022 | 991.42 | 9,461.98 | 20,685.38 | 3,031.51 | 799.15 | 679.24 | 440.90 | 36,089.58 | 398.26 |
| Depreciation | | | | | | | | | |
| At April 01, 2020 | - | 757.60 | 8,652.93 | 1,344.64 | 372.01 | 423.77 | 78.94 | 11,629.89 | - |
| Charge for the year | - | 256.40 | 1,364.85 | 142.74 | 66.43 | 50.51 | 44.99 | 1,925.92 | - |
| Disposals | - | (1.26) | (95.47) | (94.47) | (2.80) | (23.41) | (43.37) | (260.78) | - |
| At March 31, 2021 | - | 1,012.74 | 9,922.31 | 1,392.91 | 435.64 | 450.87 | 80.56 | 13,295.03 | - |
| Charge for the year | - | 280.04 | 1,363.36 | 218.13 | 71.64 | 53.88 | 44.67 | 2,031.72 | - |
| Disposals | - | (17.15) | (20.36) | (136.25) | - | - | (5.51) | (179.27) | - |
| Adjustments * | - | - | 51.20 | 90.06 | 21.43 | 22.96 | 49.51 | 235.16 | - |
| At March 31, 2022 | - | 1,275.63 | 11,316.51 | 1,564.85 | 528.71 | 527.71 | 169.23 | 15,382.64 | - |
| Net block | | | | | | | | | |
| At March 31, 2021 | 991.42 | 7,441.16 | 10,004.09 | 1,440.87 | 178.06 | 84.35 | 269.76 | 20,409.71 | 701.18 |
| At March 31, 2022 | 991.42 | 8,186.35 | 9,368.87 | 1,466.66 | 270.44 | 151.53 | 271.67 | 20,706.94 | 398.26 |

* Represents reclass adjustments between gross block and accumulated depreciation.

Capital work-in-progress (CWIP) ageing schedule

| | Amount in CWIP for a period of | | | | Total |
|--------------------------------|--------------------------------|-------------|-------------|-------------------|--------|
| | Less than 1 year | 1 - 2 years | 2 - 3 years | More than 3 years | |
| As at March 31, 2022 | | | | | |
| Projects in progress | 339.36 | 37.31 | 2.08 | 19.51 | 398.26 |
| Projects temporarily suspended | - | - | - | - | - |
| Total | 339.36 | 37.31 | 2.08 | 19.51 | 398.26 |
| As at March 31, 2021 | | | | | |
| Projects in progress | 444.09 | 149.82 | 35.34 | 71.93 | 701.18 |
| Projects temporarily suspended | - | - | - | - | - |
| Total | 444.09 | 149.82 | 35.34 | 71.93 | 701.18 |

The Company does not have any projects under capital work-in-progress whose completion is overdue or has exceeded its cost compared to its original plan.

Notes to the **STANDALONE** Financial Statements
for the year ended March 31, 2022

5. Intangible assets

| | Goodwill* | Computer Software | Total |
|---------------------|-----------|-------------------|----------|
| Cost | | | |
| At April 01, 2020 | 2,103.16 | 1,073.95 | 3,177.11 |
| Additions | - | 0.75 | 0.75 |
| Disposals | - | - | - |
| At March 31, 2021 | 2,103.16 | 1,074.70 | 3,177.86 |
| Additions | - | 2.90 | 2.90 |
| Disposals | - | - | - |
| At March 31, 2022 | 2,103.16 | 1,077.60 | 3,180.76 |
| Amortisation | | | |
| At April 01, 2020 | - | 534.96 | 534.96 |
| Charge for the year | - | 141.93 | 141.93 |
| Disposals | - | - | - |
| At March 31, 2021 | - | 676.89 | 676.89 |
| Charge for the year | - | 136.96 | 136.96 |
| Disposals | - | - | - |
| At March 31, 2022 | - | 813.85 | 813.85 |
| Net block | | | |
| At March 31, 2021 | 2,103.16 | 397.81 | 2,500.97 |
| At March 31, 2022 | 2,103.16 | 263.75 | 2,366.91 |

5. Intangible assets (contd.)

*Goodwill of Rs. 2,103.16 lakhs was recognised upon amalgamation of Spring Air Bedding Company India Limited ('SABCIL') with the Company pursuant to the scheme of amalgamation approved by National Company Law Tribunal ('NCLT'), Mumbai and NCLT, Delhi vide their orders dated March 12, 2020 and May 05, 2020 respectively with an appointed date of April 01, 2018 ('Effective Date').

In view of the synergies, the Company including SABCIL has been considered as a single cash generating unit. The Company tests whether goodwill has suffered any impairment on an annual basis. There is no impairment as per the assessment performed by the management at the year end. Management has performed sensitivity analysis around the basic assumption and have concluded that no reasonable/possible change in key assumptions would cause the recoverable amount lower than the carrying amount of goodwill. In estimating the value in use, the management considered the terminal growth rate of 5% and discount rate of 10.19% as assumptions.

6. Right to use assets

| | Leasehold Land | Buildings | Total |
|---------------------|----------------|-----------|----------|
| Cost | | | |
| At April 01, 2020 | 1,145.27 | 1,994.20 | 3,139.47 |
| Additions | - | 90.32 | 90.32 |
| Disposals | - | (929.02) | (929.02) |
| At March 31, 2021 | 1,145.27 | 1,155.50 | 2,300.77 |
| Additions | - | 1,005.00 | 1,005.00 |
| Disposals | - | (625.22) | (625.22) |
| Adjustments * | - | (84.38) | (84.38) |
| At March 31, 2022 | 1,145.27 | 1,450.90 | 2,596.17 |
| Amortisation | | | |
| At April 01, 2020 | 19.45 | 691.56 | 711.01 |
| Charge for the year | 19.45 | 339.39 | 358.84 |
| Disposals | - | (298.31) | (298.31) |
| At March 31, 2021 | 38.90 | 732.64 | 771.54 |
| Charge for the year | 19.45 | 454.66 | 474.11 |
| Disposals | - | (616.24) | (616.24) |
| Adjustments * | - | (84.38) | (84.38) |
| At March 31, 2022 | 58.35 | 486.68 | 545.03 |
| Net block | | | |
| At March 31, 2021 | 1,106.37 | 422.86 | 1,529.23 |
| At March 31, 2022 | 1,086.92 | 964.22 | 2,051.14 |

* Represents reclass adjustments between gross block and accumulated amortisation.

Notes to the **STANDALONE** Financial Statements
for the year ended March 31, 2022

7. Investment

(₹ in Lakh)

| | March 31, 2022 | | March 31, 2021 | |
|---|--------------------|-----------------|--------------------|-----------------|
| | Nos. | Amount | Nos. | Amount |
| Measured at cost | | | | |
| Non-current investments, unquoted | | | | |
| Investments in equity instruments of subsidiary (all fully paid) | | | | |
| Kurlon Retail Limited (Formerly known as Kurlon Retail Private Limited) (Shares of Rs. 5/- each fully paid up) (refer Note 7(ii) below) | 1,52,65,466 | 1,760.00 | 1,52,65,466 | 1,760.00 |
| Sirar Solar Energies Private Limited (Shares of Rs. 100/- each fully paid up) | 4,690 | 4.69 | 4,690 | 4.69 |
| Sevalal Solar Private Limited (Shares of Rs. 100/- each fully paid up) | 4,690 | 4.69 | 4,690 | 4.69 |
| Sirar Dhotre Solar Private Limited (Shares of Rs. 100/- each fully paid up) | 4,690 | 4.69 | 4,690 | 4.69 |
| Belvedere International Limited (Shares of Rs. 10/- each fully paid) | 50,000 | 5.00 | 50,000 | 5.00 |
| Komfort Universe Products and Services Limited (Shares of Rs. 10/- each fully paid) | 50,000 | 5.00 | 50,000 | 5.00 |
| Starship Value Chain and Manufacturing Private Limited (Formerly known as Starship Manufacturing & Services Private Limited) (Shares of Rs. 10/- each fully paid) | 5,000 | 0.50 | 5,000 | 0.50 |
| Kanvas Concepts Private Limited (Shares of Rs. 10/- each fully paid) | 10,000 | 1.00 | 10,000 | 1.00 |
| Total | 1,53,94,536 | 1,785.57 | 1,53,94,536 | 1,785.57 |
| Measured at fair value through profit and loss | | | | |
| Current investments, quoted | | | | |
| Investments in mutual funds | | | | |
| Kotak Banking & PSU Debt Fund Direct Growth | 20,33,681 | 1,103.94 | 24,58,086 | 1,261.24 |
| Axis Short Term Plan-D-G | 35,96,142 | 959.55 | 24,25,648 | 616.16 |
| DSP Banking and PSU Debt Fund-Direct Growth | 42,32,783 | 845.36 | 37,20,875 | 713.81 |
| IDFC Corporate Bond Fund Regular Plan-Growth | 45,34,078 | 713.42 | - | - |
| ICICI Prudential Banking & PSU Debt Fund | 22,00,468 | 592.37 | 40,76,232 | 1,044.18 |
| Kotak Bond Short Term Fund - Direct Growth | 12,56,924 | 574.36 | 10,30,669 | 448.12 |
| Kotak Corporate Bond Fund - Direct Growth | 17,573 | 550.54 | 17,573 | 524.48 |
| Mirae Asset Corporate Bond Fund-R G | 48,46,475 | 505.80 | - | - |
| LIC MF PSU Banking Fund Direct Growth | 16,42,874 | 493.42 | 16,42,874 | 474.95 |
| HSBC Corporate Bond Fund Direct Growth | 39,27,087 | 419.78 | 9,88,347 | 100.50 |
| Trust MF Banking & PSU Debt Fund - Direct Plan - Growth | 29,009 | 306.34 | - | - |
| ICICI Prudential Ultra short term Fund -D G | 12,71,606 | 304.05 | - | - |
| JM Low Duration Fund - R G | 9,96,504 | 301.12 | - | - |
| Canara Robeco Corporate Bond Fund - Direct Growth | 11,09,397 | 209.37 | 5,57,890 | 100.89 |
| PGIM India Low Duration Fund D G | 7,96,144 | 203.30 | - | - |
| Mahindra Manulife Short Term Fund D G | 19,22,171 | 203.04 | - | - |
| Trust MF Short Term Fund D G | 19,695 | 202.27 | - | - |
| Tata Corporate Bond Fund D G | 19,99,900 | 202.26 | - | - |
| Edelweiss Nifty PSU Bond Plus Sdl Index Fund 2026 R G | 18,83,463 | 201.97 | - | - |
| Axis CPSE Plus SDL 2025 Debt Index Fund D G | 19,99,900 | 201.65 | - | - |
| Canara Robeco Short Term Duration Fund -D G | 8,98,208 | 201.47 | - | - |
| Trust MF Banking & PSU Debt Fund - Regular - Growth | 19,076 | 200.28 | - | - |

Notes to the **STANDALONE** Financial Statements
for the year ended March 31, 2022

(₹ in Lakh)

| | March 31, 2022 | | March 31, 2021 | |
|---|--------------------|------------------|--------------------|------------------|
| | Nos. | Amount | Nos. | Amount |
| ICICI Prudential Corporate Bond Fund - Direct Plan - Growth | 4,15,282 | 102.10 | 17,21,136 | 404.58 |
| Nippon Short Term Fund - D G | 2,23,873 | 101.92 | - | - |
| ABSL Floating Rate Fund -D G | 35,907 | 101.81 | - | - |
| Tata Banking & PSU Debt Fund D G | 8,56,480 | 101.73 | - | - |
| Invesco India Corporate Bond Fund - D G | 3,716 | 101.63 | - | - |
| Edelweiss Nifty PSU Bond Plus Sdl Index Fund D G | 9,93,561 | 101.41 | - | - |
| Edelweiss Nifty PSU Bond Plus Sdl Index Fund 2027 R G | 9,93,996 | 101.38 | - | - |
| Invesco India Medium Duration Fund- D G | 9,826 | 101.33 | - | - |
| L & T Low Duration Fund Direct Growth | 4,21,328 | 100.53 | - | - |
| Nippon India Corporate Bond Fund - D G | 2,02,851 | 100.51 | - | - |
| DSP Short Term Fund-D G | 2,47,808 | 100.47 | - | - |
| ABSL Crisil Aaa Jun 2023 Index Fund D G | 10,00,261 | 100.43 | - | - |
| SBI Banking & PSU Fund Direct Growth | - | - | 31,504 | 804.62 |
| Sundaram Banking And PSU Debt Fund-Direct Growth | - | - | 17,95,790 | 613.80 |
| Axis Banking PSU fund Direct Growth | - | - | 48,070 | 1,008.41 |
| ABSL Floating Rate Growth Direct Plan | - | - | 2,03,278 | 550.24 |
| SBI Corporate Bond Fund-Direct Plan-Growth | - | - | 41,08,446 | 501.81 |
| L & T Banking & PSU Debit Fund-Growth | - | - | 22,84,679 | 443.33 |
| ABSL Banking & PSU Debt Fund-Growth-Direct Plan | - | - | 1,04,494 | 302.74 |
| LIC MF Banking And PSU Debt Fund - Regular Plan-G | - | - | 7,78,062 | 213.29 |
| DSP Low Duration Fund- Direct Growth | - | - | 12,70,326 | 201.02 |
| ICICI Prudential Bond Fund - Direct Plan - Growth | - | - | 3,14,599 | 100.67 |
| Kotak Low Duration Fund Direct Growth | - | - | 3,622 | 100.46 |
| DSP Corporate Bond Fund Direct Growth | - | - | 23,58,987 | 301.97 |
| HDFC Corporate Bond Fund Regular Growth | - | - | 12,05,252 | 300.44 |
| Total | 4,66,38,045 | 10,710.91 | 3,31,46,439 | 11,131.71 |
| Aggregate amount of unquoted investments | | 1,785.57 | | 1,785.57 |
| Aggregate amount of cost of quoted investments | | 10,140.87 | | 10,676.04 |
| Aggregate amount of market value of quoted investments | | 10,710.91 | | 11,131.71 |

7. Investment (contd.)

(i) The Company had made an investment of Rs. 2,000 lakhs in Commercial Paper (CP) issued by Cox and Kings Limited (C&K) in four Commercial Papers between June 14, 2019 and June 26, 2019. The amounts were due for maturity/redemption in 40-45 days from date of investment. The maturity dates for the four tranches commenced on July 29, 2019 and ended on August 6, 2019. At the time of making the investment, the CP was rated as A1+ by Credit Rating agency 'CARE'. This rating indicates highest level of safety. Subsequent to making the investment, C&K defaulted in repayment of borrowings to its bankers from June 28, 2019 onwards till date.

On October 22, 2019, the National Company Law Tribunal, Mumbai (NCLT) admitted an insolvency petition against C&K, after which it imposed a moratorium on "transferring, encumbering, alienating or disposing off" of any assets belonging to C&K effective from October 22, 2019. The bench has appointed an interim resolution professional (IRP) who is overseeing the affairs of the entity. Considering the ongoing insolvency proceedings against C&K, the Company was of the opinion that the probability of recovery is remote and hence had written off the same in the books of accounts and had disclosed the same as an "Exceptional item" in the Statement of Profit and Loss for the year ended March 31, 2021.

On December 16, 2021 vide order no. 587/2021, the NCLT has approved the liquidation of the Company and appointed the liquidator to initiate the liquidation process. Accordingly, the Company has filed an application for claims submission to the liquidator.

(ii) As at March 31, 2022, the Company has invested Rs. 1,760.00 lakhs in 15,265,466 equity shares of Rs. 5 each of Kurlon Retail Limited. Further, the Company has so far given loans aggregating to Rs. 2,601.34 lakhs (March 31, 2021 : Rs. 2,016.28 lakhs). The net worth of the subsidiary as on March 31, 2022 and March 31, 2021 is fully eroded. However, the management has assessed the value in use of the subsidiary and considering the expected volume of sales, margins earned and profitability, the Company is of the opinion that presently there is no impairment in the carrying value of the above investment and the loans so far granted to it. In estimating the value in use, the management considered the following assumptions :

| | March 31, 2022 | March 31, 2021 |
|--------------------------|----------------|----------------|
| Terminal growth rate (%) | 5.00% | 1.00% |
| Discount rate (%) | 9.59% | 12.00% |

Notes to the **STANDALONE** Financial Statements
for the year ended March 31, 2022

8. Loans (₹ in Lakh)

| | Non - Current | | Current | |
|-------------------------------------|-----------------|-----------------|----------------|----------------|
| | March 31, 2022 | March 31, 2021 | March 31, 2022 | March 31, 2021 |
| Unsecured, at amortised cost | | | | |
| Loans | | | | |
| - Subsidiaries (Refer Note 35) | 2,614.36 | 2,303.53 | - | - |
| - Others | - | 73.15 | 56.74 | - |
| | 2,614.36 | 2,376.68 | 56.74 | - |
| Loans | | | | |
| - Subsidiaries (Refer Note 35) | 418.08 | - | - | - |
| Less : Loss allowance | (418.08) | - | - | - |
| | - | - | - | - |
| | 2,614.36 | 2,376.68 | 56.74 | - |

(a) The details of unsecured loans to subsidiaries given for the purpose of working capital requirements are as follows :

| Name of the subsidiary | Rate of interest | Due date of repayment (Note (b)) | March 31, 2022 | | March 31, 2021 | |
|---|------------------|----------------------------------|-----------------|----------------------|-----------------|-----------|
| | | | Gross | Allowance (Note (c)) | Gross | Allowance |
| Kurlon Retail Limited (Refer Note (d)) | 8.50% | On demand | 2,601.34 | - | 2,017.23 | - |
| Kanvas Concepts Private Ltd (Refer Note (e)) | 8.50% | On demand | 162.76 | (162.76) | 85.00 | - |
| Komfort Universe Products and Services Private Limited (Refer Note (e)) | 8.50% | On demand | 81.40 | (81.40) | - | - |
| Sirar Solar Energies Private Limited | 8.50% | On demand | 74.59 | (74.59) | 81.51 | - |
| Sirar Dhotre Solar Private Limited | 8.50% | On demand | 68.81 | (68.81) | 76.07 | - |
| Sevalal Solar Private Limited | 8.50% | On demand | 30.53 | (30.53) | 43.72 | - |
| Belvedere International Ltd (Refer Note (e)) | 8.50% | On demand | 13.01 | - | - | - |
| Total | | | 3,032.44 | (418.08) | 2,303.53 | - |

(b) The Company has granted various loans to its subsidiary companies to meet their working capital requirements which has been approved by the Board of Directors. The aforesaid loans are repayable on demand along with interest and management believes that these terms are not prejudicial to the Company's interests. The Company has not demanded the aforesaid loans along with interest during the year.

(c) Considering the financial position of these subsidiaries, the Company has provided loss allowance on the aforesaid outstanding loan amount as of March 31, 2022 and same has been shown as exceptional item.

(d) The loan provided to Kurlon Retail Limited ('KRL'), wholly owned subsidiary, is repayable on demand along with interest and the management does not have intention to demand in the near future. Accordingly, the Company has not accrued the interest on the aforesaid loan considering revenue recognition policy of the Company. As detailed in Note 7(ii), the Company is confident on recovery of loan from KRL considering future business plan and accordingly, no loss allowance has been made as of March 31, 2022.

(e) Considering the financial position of these subsidiaries, the Company has not accrued the interest on the aforesaid loan considering revenue recognition policy of the Company.

(f) Except as disclosed above in note 8, there are no loans to Directors or other officers of the Company or any of them either severally or jointly with any other person or loans to any firm in which director is a partner.

9. Other financial assets (₹ in Lakh)

| | Non - Current | | Current | |
|--|----------------|----------------|----------------|----------------|
| | March 31, 2022 | March 31, 2021 | March 31, 2022 | March 31, 2021 |
| Considered good unless otherwise stated | | | | |
| Unsecured, at amortised cost | | | | |
| Interest accrued on fixed deposits | - | - | 84.44 | 78.11 |
| Security deposits | 665.71 | 638.87 | 74.35 | 265.78 |
| Other bank balance | | | | |
| Deposits with remaining maturity for more than 12 months (Refer note 14) | - | 300.00 | - | - |
| | 665.71 | 938.87 | 158.79 | 343.89 |

Notes to the **STANDALONE** Financial Statements
for the year ended March 31, 2022

9. Other financial assets (₹ in Lakh)

| | Non - Current | | Current | |
|---|----------------|----------------|----------------|----------------|
| | March 31, 2022 | March 31, 2021 | March 31, 2022 | March 31, 2021 |
| Unsecured, credit impaired | | | | |
| Interest accrued on loan given to subsidiaries | - | - | 16.82 | - |
| Less : Loss allowance (Refer Note 35 and below) | - | - | (16.82) | - |
| | - | - | - | - |
| | 665.71 | 938.87 | 158.79 | 343.89 |

Pertains to interest on loan given to subsidiaries which are payable on demand along with respective principal amounts. Considering the financial position of these subsidiaries, the Company has provided loss allowance on the interest accrued on loan given to subsidiaries on outstanding interest amount as of March 31, 2022. Refer Note 8(a) for details.

10. Income tax assets (net) (₹ in Lakh)

| | March 31, 2022 | March 31, 2021 |
|--|-----------------|----------------|
| Advance income tax net of provision for current tax & including tax deducted at source | 1,445.98 | 643.68 |
| | 1,445.98 | 643.68 |

11. Other assets (₹ in Lakh)

| | Non - Current | | Current | |
|--|-----------------|-----------------|-----------------|-----------------|
| | March 31, 2022 | March 31, 2021 | March 31, 2022 | March 31, 2021 |
| Unsecured, considered good | | | | |
| Capital advances (Refer Note (i) below) | 2,149.04 | 2,058.34 | - | - |
| Advances recoverable in cash or kind | | | | |
| - Related parties (Refer Note 35) | - | - | 4,715.56 | 5,431.21 |
| - Others | - | - | 698.39 | 583.86 |
| Advance to employees | - | - | 50.23 | 24.55 |
| Prepaid expenses | - | - | 285.69 | 299.05 |
| Leave encashment fund | - | - | 7.23 | 101.41 |
| Balances with statutory/government authorities | - | - | 299.61 | 2.44 |
| | 2,149.04 | 2,058.34 | 6,056.71 | 6,442.52 |
| Unsecured, credit impaired | | | | |
| Advances recoverable in cash or kind | | | | |
| - Others | - | - | 24.92 | - |
| Less : Provision for doubtful advances | - | - | (24.92) | - |
| | - | - | - | - |
| Total | 2,149.04 | 2,058.34 | 6,056.71 | 6,442.52 |

(i) Capital advances includes the following :

(a) During the year 2013-2014, the Kurlon Limited ("Holding Company") had paid an advance of Rs. 1,222.76 lakhs to Maharashtra Apex Corporation Limited (MRACL) (a related party) for purchase of land. In an earlier year, the Honorable Karnataka High Court (The court) had vide its order dated October 08, 2004 had stated that sale of land can be carried out only with it's permission. Subsequently, the court vide its order dated April 20, 2012 accorded its consent for the sale of land to Kurlon Limited. Hence, the advance is considered good and recoverable. During the financial year 2014-2015, the advance was transferred by Holding Company to the Company and has been carried in the books till date. The Company and MRACL is in the process of completing necessary steps required for the aforesaid execution of sale deed.

Notes to the **STANDALONE** Financial Statements for the year ended March 31, 2022

(b) Advance paid to Holding Company, Kurlon Limited towards acquisition of 3 manufacturing premises in and around Bengaluru, detailed below :

| Location/Address | Amount |
|---|---------------|
| Karnataka - No. 49, 3rd Phase, Peenya Industrial Area, Bangalore - 560058 | 45.99 |
| Karnataka - No. 7, Survey No-106/107, KIADB Industrial Area, Yedehalli Village, Dobbaspet, Bangalore - 562211 - Sofa Unit | 341.04 |
| Karnataka - No. 22 & 23 KIADB Indl Area, Dobbaspet, Bangalore - 562211 | 235.04 |
| | 622.07 |

Subsequent to the year end, the Company has adjusted above advance against security deposit towards lease agreement entered with its Holding Company.

12. Inventories (valued at lower of cost and net realizable value) (₹ in Lakh)

| | As at March 31, 2022 | As at March 31, 2021 |
|---|----------------------|----------------------|
| Raw materials (includes in transit Rs. 657.89 lakhs (March 31, 2021 - Rs. Nil)) | 5,242.40 | 4,487.83 |
| Work in progress | 1,836.54 | 1,786.97 |
| Finished goods (includes in transit Rs. Nil (March 31, 2021 - Rs. 30.70 lakhs)) | 3,536.69 | 3,722.45 |
| Spares and consumables | 546.30 | 523.77 |
| Traded goods | 378.43 | 584.06 |
| | 11,540.36 | 11,105.08 |

The carrying value of inventories as reflected above is net of provision for aged/slow moving stock of Rs. 706.79 lakhs (March 31, 2021 : Rs. 920.88 lakhs).

13. Trade receivables (₹ in Lakh)

| | As at March 31, 2022 | As at March 31, 2021 |
|--|----------------------|----------------------|
| Financial assets, at amortised cost | | |
| Unsecured, considered good | 5,446.95 | 5,473.43 |
| Unsecured, credit impaired | 1,592.89 | 1,045.17 |
| | 7,039.84 | 6,518.60 |
| Provision for doubtful receivables | (1,592.89) | (1,045.17) |
| | 5,446.95 | 5,473.43 |

Notes:

- (i) Trade receivables are non-interest bearing and are generally on terms of 7 to 90 days.
- (ii) For balances with related parties, refer Note 35.
- (iii) Trade Receivables ageing schedule:.

| | Outstanding for following periods from the due date of payment | | | | | | (₹ in Lakh) |
|--|--|--------------------|--------------------|---------------|---------------|-------------------|-----------------|
| | Not due | Less than 6 months | 6 months to 1 year | 1 - 2 years | 2 - 3 years | More than 3 years | Total |
| March 31, 2022 | | | | | | | |
| Undisputed trade receivables - considered good | 571.63 | 4,673.51 | 185.51 | 13.65 | 1.83 | 0.82 | 5,446.95 |
| Undisputed trade receivables - credit impaired | - | - | - | 872.50 | 227.37 | 151.86 | 1,251.73 |
| Disputed trade receivables - credit impaired | - | - | - | 76.28 | 104.38 | 160.50 | 341.16 |
| | 571.63 | 4,673.51 | 185.51 | 962.43 | 333.58 | 313.18 | 7,039.84 |

Notes to the **STANDALONE** Financial Statements for the year ended March 31, 2022

Trade Receivable (contd.) (₹ in Lakh)

| | Outstanding for following periods from the due date of payment | | | | | | |
|--|--|--------------------|--------------------|---------------|---------------|-------------------|-----------------|
| | Not due | Less than 6 months | 6 months to 1 year | 1 - 2 years | 2 - 3 years | More than 3 years | Total |
| March 31, 2021 | | | | | | | |
| Undisputed trade receivables - considered good | 3,172.41 | 1,747.11 | 553.91 | - | - | - | 5,473.43 |
| Undisputed trade receivables - credit impaired | - | - | 58.32 | 385.70 | 199.44 | 82.15 | 725.61 |
| Disputed trade receivables - credit impaired | - | - | 10.95 | 51.51 | 96.38 | 160.72 | 319.56 |
| | 3,172.41 | 1,747.11 | 623.18 | 437.21 | 295.82 | 242.87 | 6,518.60 |

14. Cash and bank balances (₹ in Lakh)

| | Non - Current | | Current | |
|---|----------------|----------------|-----------------|-----------------|
| | March 31, 2022 | March 31, 2021 | March 31, 2022 | March 31, 2021 |
| Cash and cash equivalents | | | | |
| Cash in hand | - | - | 3.13 | 3.13 |
| Balances with banks : | | | | |
| In current accounts | - | - | 144.37 | 36.70 |
| | - | - | 147.50 | 39.83 |
| Other bank balances | | | | |
| Deposits with remaining maturity for less than 12 months | - | - | 4,090.00 | 3,563.05 |
| Deposits with remaining maturity for More than 12 months | 300.00 | - | - | - |
| Earmarked balances with banks * | - | - | 141.79 | 140.19 |
| Unclaimed dividend account | - | - | 15.71 | 7.42 |
| | 300.00 | - | 4,247.50 | 3,710.66 |
| Less: Amount disclosed under other non- current financial assets (Refer note 9) | (300.00) | - | - | - |
| | - | - | 4,395.00 | 3,750.49 |

* Deposits receipts pledged with banks for obtaining letter of credit & bank guarantee facilities.

15. Equity share capital (₹ in Lakh)

| | March 31, 2022 | | March 31, 2021 | |
|--|---------------------|-----------------|---------------------|-----------------|
| | Nos. | Amount | Nos. | Amount |
| Authorised shares | | | | |
| Equity shares of Rs. 5/- each with voting rights | 15,06,00,000 | 7,530.00 | 15,06,00,000 | 7,530.00 |
| | 15,06,00,000 | 7,530.00 | 15,06,00,000 | 7,530.00 |
| Issued, subscribed and fully paid-up shares | | | | |
| Equity shares of Rs. 5/- each with voting rights | 3,65,52,261 | 1,827.62 | 3,65,52,261 | 1,827.62 |
| | 3,65,52,261 | 1,827.62 | 3,65,52,261 | 1,827.62 |

Notes to the **STANDALONE** Financial Statements for the year ended March 31, 2022

a. Reconciliation of equity shares outstanding at the beginning and at the end of the reporting year (₹ in Lakh)

| | March 31, 2022 | | March 31, 2021 | |
|---|--------------------|-----------------|--------------------|-----------------|
| | Nos. | Amount | Nos. | Amount |
| At the beginning of the year | 3,65,52,261 | 1,827.62 | 3,63,82,393 | 1,819.12 |
| Issued during the year | - | - | 1,69,868 | 8.50 |
| Outstanding at the end of the year | 3,65,52,261 | 1,827.62 | 3,65,52,261 | 1,827.62 |

b. Terms and rights attached to equity shares

The Company has only one class of equity shares having par value of Rs. 5 per share. Each holder of equity share is entitled to one vote per share. The Company declares and pays dividends in Indian rupees. The dividend proposed by the Board of Directors is subject to the approval of the shareholders in the ensuing Annual General Meeting.

In the event of liquidation of the Company, the holders of equity shares will be entitled to receive remaining assets of the Company, after distribution of all preferential amounts. The distribution will be in proportion to the number of equity shares held by the shareholders.

c. Shares held by Holding Company (₹ in Lakh)

| | March 31, 2022 | | March 31, 2021 | |
|-------------------------------------|--------------------|---------------|--------------------|---------------|
| | Nos. | % | Nos. | % |
| Kurlon Limited, the Holding Company | | | | |
| Equity shares of Rs. 5/- each | 3,09,24,115 | 84.60% | 3,09,49,615 | 84.67% |
| | 3,09,24,115 | 84.60% | 3,09,49,615 | 84.67% |

d. Details of shareholders holding more than 5% shares in the Company (₹ in Lakh)

| | March 31, 2022 | | March 31, 2021 | |
|--------------------------------------|----------------|--------|----------------|--------|
| | Nos. | % | Nos. | % |
| Equity shares of Rs. 5/- each | | | | |
| Kurlon Limited | 3,09,24,115 | 84.60% | 3,09,49,615 | 84.67% |
| Indian Business Excellence Fund II A | 23,54,086 | 6.44% | 23,54,086 | 6.44% |

* Includes the beneficial interest in 100 shares, which are registered in the name of the Managing Director.

e. Details of shares issued for consideration other than cash during the preceding five years (₹ in Lakh)

| | March 31, 2022 | March 31, 2021 | March 31, 2020 | March 31, 2019 | March 31, 2018 |
|--|----------------|----------------|----------------|------------------|------------------|
| Equity shares of Rs. 5/- each with voting rights | | | | | |
| Fully paid up bonus shares | - | - | - | 85,95,013 | 53,09,120 |
| | - | - | - | 85,95,013 | 53,09,120 |

f. Details of shares held by promoters

As at March 31, 2022

| | No. of shares at the beginning of the year | Change during the year | No. of shares at the end of the year | % of total shares | % change during the year |
|--------------------|--|------------------------|--------------------------------------|-------------------|--------------------------|
| Kurlon Limited | 3,09,49,615 | (25,500) | 3,09,24,115 | 84.60% | -0.08% |
| Tonse Sudhakar Pai | 347 | - | 347 | 0.00% | - |
| Jaya Sudhakar Pai | 347 | - | 347 | 0.00% | - |
| | 3,09,50,309 | (25,500) | 3,09,24,809 | 84.60% | -0.08% |

Notes to the **STANDALONE** Financial Statements for the year ended March 31, 2022

15. Equity share capital (contd.) (₹ in Lakh)

| | No. of shares at the beginning of the year | Change during the year | No. of shares at the end of the year | % of total shares | % change during the year |
|--------------------|--|------------------------|--------------------------------------|-------------------|--------------------------|
| Kurlon Limited | 3,09,46,755 | 2,860 | 3,09,49,615 | 84.67% | 0.01% |
| Tonse Sudhakar Pai | 347 | - | 347 | 0.00% | - |
| Jaya Sudhakar Pai | 347 | - | 347 | 0.00% | - |
| | 3,09,47,449 | 2,860 | 3,09,50,309 | 84.67% | 0.01% |

g. Dividend made and proposed (₹ in Lakh)

| | March 31, 2022 | | March 31, 2021 | |
|--|----------------|----------|----------------|----------|
| | Dividend/Share | Rs. | Dividend/Share | Rs. |
| Dividend on equity shares declared and paid | | | | |
| Final dividend for the year ended March 31, 2021 paid in financial year 2021-22: Rs 1,827.61 lakhs (for the year ended March 31, 2020 paid in financial year 2020-21: Rs 1,279.33 lakhs) | 5.00 | 1,827.61 | 3.50 | 1,279.33 |
| Proposed dividend on equity shares | | | | |
| Proposed dividend for the year ended March 31, 2022 : Rs 182.76 Lakhs (for the year ended March 31, 2021: Rs 1,827.61 lakhs) | 0.50 | 182.76 | 5.00 | 1,827.61 |

Proposed dividends on equity shares are subject to approval at the annual general meeting and are not recognised as a liability as at March 31.

16. Other equity (₹ in Lakh)

| | As at March 31, 2022 | As at March 31, 2021 |
|---|----------------------|----------------------|
| Share application money pending allotment | | |
| Balance at the beginning of the year | - | 3,249.40 |
| Add : Transfer to equity share capital on issue of shares | | (8.50) |
| Add : Transfer to securities premium on issue of shares | - | (3,240.90) |
| Balance as at end of the year | - | - |
| Securities premium account | | |
| Balance at the beginning of the year | 14,860.49 | 11,619.59 |
| Add : Premium on issue of shares | - | 3,240.90 |
| Balance as at end of the year | 14,860.49 | 14,860.49 |
| General reserve | | |
| Balance at the beginning of the year | 1,286.11 | 1,286.11 |
| Add : Transfer from surplus in the statement of profit and loss | - | - |
| Balance as at end of the year | 1,286.11 | 1,286.11 |
| Retained earnings | | |
| Balance at the beginning of the year | 32,949.52 | 30,454.70 |
| Add : Profit for the year | 357.96 | 3,828.27 |
| Add : Other comprehensive income/(loss) for the year | (112.00) | (54.21) |
| Less : Dividend paid | (1,827.61) | (1,279.33) |
| Balance as at end of the year | 31,367.87 | 32,949.43 |
| Total | 47,514.47 | 49,096.03 |

Notes to the **STANDALONE** Financial Statements for the year ended March 31, 2022

17. Lease liabilities

(₹ in Lakh)

| | Non - Current | | Current | |
|-------------------|----------------|----------------|----------------|----------------|
| | March 31, 2022 | March 31, 2021 | March 31, 2022 | March 31, 2021 |
| Lease liabilities | 547.88 | 271.73 | 454.78 | 174.39 |
| | 547.88 | 271.73 | 454.78 | 174.39 |

The movement of lease liabilities during the year is as below:

(₹ in Lakh)

| | As at March 31, 2022 | As at March 31, 2021 |
|-------------------------------|----------------------|----------------------|
| At the beginning of the year | 446.12 | 1,282.21 |
| Additions | 961.79 | - |
| Interest expense | 82.30 | 49.83 |
| Payments | (477.65) | (354.91) |
| Termination of leases | (9.90) | (531.01) |
| At the end of the year | 1,002.66 | 446.12 |

The maturity analysis of lease liabilities are disclosed in Note 42.

18. Other financial liabilities

(₹ in Lakh)

| | Non - Current | | Current | |
|-------------------------------------|-----------------|-----------------|-----------------|----------------|
| | March 31, 2022 | March 31, 2021 | March 31, 2022 | March 31, 2021 |
| Unsecured, at amortised cost | | | | |
| Security deposits | 5,361.77 | 5,478.51 | - | - |
| Employee related liabilities | - | - | 918.57 | 603.11 |
| Payable for capital goods | - | - | 150.93 | 56.91 |
| Unpaid dividend account | - | - | 15.71 | 7.42 |
| | 5,361.77 | 5,478.51 | 1,085.21 | 667.44 |

* represents security deposits received from customers.

19. Provisions

(₹ in Lakh)

| | Non - Current | | Current | |
|---------------------------------|----------------|----------------|----------------|----------------|
| | March 31, 2022 | March 31, 2021 | March 31, 2022 | March 31, 2021 |
| Provision for warranty* | 374.32 | 656.17 | 444.52 | 142.67 |
| Provision for employee benefits | | | | |
| Gratuity (Refer Note 40) | 126.47 | - | 86.69 | 17.22 |
| | 500.79 | 656.17 | 531.21 | 159.89 |

* Provision for warranty :

The Company provides warranties on its products, undertaking to repair or replace the items that fail to perform satisfactorily during the warranty period. Provision made as at year end represent the amount of the expected cost based on past experience of meeting such obligations. The table below gives information about movement in warranty provisions.

(₹ in Lakh)

| | As at March 31, 2022 | As at March 31, 2021 |
|--------------------------------------|----------------------|----------------------|
| Balance as at beginning of the year | 798.84 | 818.84 |
| Provisions created during the year | 328.64 | 97.18 |
| Amounts utilised during the year | (308.64) | (117.18) |
| Balance as at end of the year | 818.84 | 798.84 |
| Current | 444.52 | 142.67 |
| Non-current | 374.32 | 656.17 |

Notes to the **STANDALONE** Financial Statements for the year ended March 31, 2022

20. Deferred tax liabilities (net)

(₹ in Lakh)

| | As at March 31, 2022 | As at March 31, 2021 |
|--------------------------|----------------------|----------------------|
| Deferred tax liabilities | 2,609.66 | 2,779.77 |
| Deferred tax assets | (911.12) | (396.15) |
| | 1,698.54 | 2,383.62 |

Refer Note 43 for further details.

21. Borrowings

(₹ in Lakh)

| | As at March 31, 2022 | As at March 31, 2021 |
|--|----------------------|----------------------|
| Secured borrowings | | |
| Loans from banks | 11.26 | 510.94 |
| Unsecured borrowings | | |
| Loans from related parties (Refer Note 35) | 676.30 | 676.30 |
| | 687.56 | 1,187.24 |

(a) Loan from banks of Rs. 11.26 lakhs (March 31, 2021 : Rs. 510.94 lakhs)

(i) The Company has obtained various facilities from Axis Bank and IDBI Bank. The loan is secured by first pari passu charge on entire current assets of the Company. The loan is repayable on demand and carries interest rate of 3 months MCLR + 0.2% p.a. and 1 year MCLR + 0.1% p.a. on the cash credit facility respectively. The outstanding balance against the aforesaid facility as of March 31, 2022 is Rs. Nil (March 31, 2021 : Rs. 498.94 lakhs).

(ii) The Company has obtained corporate credit cards from banks and the outstanding balance as of March 31, 2022 is Rs. 11.26 lakhs (March 31, 2021 : Rs. 12.00 lakhs).

(b) Loan from related parties of Rs. 676.30 lakhs (March 31, 2021 : Rs. 676.30 lakhs)

The Company has obtained a loan from Mrs. Jaya S Pai, Director. The loan is unsecured and is repayable on demand and carries interest rate of 8.5% p.a.

The table below depicts changes in the Company's liabilities arising from financing activities, including both cash and non-cash changes :

Reconciliation of liabilities arising from financing activities

(₹ in Lakh)

| | Beginning of the year | Cash flows (net) | Non cash adjustments | End of the year |
|---|-----------------------|-------------------|----------------------|-----------------|
| March 31, 2022 | | | | |
| Loans from banks | 510.94 | (499.68) | - | 11.26 |
| Loans from related parties | 676.30 | - | - | 676.30 |
| Lease liabilities | 446.12 | (395.35) | 951.89 | 1,002.66 |
| | 1,633.36 | (895.03) | 951.89 | 1,690.22 |
| March 31, 2021 | | | | |
| Loans from banks | 1,216.90 | (705.96) | - | 510.94 |
| Loans from other financial institutions | 495.82 | (495.82) | - | - |
| Loans from related parties | 676.30 | - | - | 676.30 |
| Lease liabilities | 1,282.21 | (305.08) | (531.01) | 446.12 |
| | 3,671.23 | (1,506.86) | (531.01) | 1,633.36 |

Notes to the **STANDALONE** Financial Statements for the year ended March 31, 2022

22. Trade payables

(₹ in Lakh)

| | As at March 31, 2022 | As at March 31, 2021 |
|--|----------------------|----------------------|
| At amortised cost | | |
| Total outstanding dues of micro enterprises and small enterprises (Refer Note 36) | 355.45 | 314.96 |
| Total outstanding dues of creditors other than micro enterprises and small enterprises | 11,314.77 | 8,218.63 |
| | 11,670.22 | 8,533.59 |

Ageing of trade payables

(₹ in Lakh)

| | Outstanding for following periods from the date of transaction | | | | | Total |
|--------------------------------------|--|------------------|--------------|--------------|-------------------|------------------|
| | Unbilled | Less than 1 year | 1 - 2 years | 2 - 3 years | More than 3 years | |
| March 31, 2022 | | | | | | |
| Undisputed trade payables - MSME | 31.54 | 323.91 | - | - | - | 355.45 |
| Undisputed trade payables - Non MSME | 4,861.25 | 6,356.19 | 65.68 | 10.29 | 21.36 | 11,314.77 |
| Total | 4,892.79 | 6,680.10 | 65.68 | 10.29 | 21.36 | 11,670.22 |
| March 31, 2021 | | | | | | |
| Undisputed trade payables - MSME | 8.96 | 306.00 | - | - | - | 314.96 |
| Undisputed trade payables - Non MSME | 2,168.12 | 6,036.17 | 9.01 | 5.33 | - | 8,218.63 |
| Total | 2,177.08 | 6,342.17 | 9.01 | 5.33 | - | 8,533.59 |

23. Other current liabilities

(₹ in Lakh)

| | As at March 31, 2022 | As at March 31, 2021 |
|---|----------------------|----------------------|
| Contract liabilities - Advance from customers | 436.82 | 574.52 |
| Statutory dues payables | 232.52 | 180.58 |
| | 669.34 | 755.10 |

Contract liabilities are recognised as revenues when the Company performs under the contract (i.e. transfer of control of the related goods).

24. Revenue from operations

(₹ in Lakh)

| | As at March 31, 2022 | As at March 31, 2021 |
|--|----------------------|----------------------|
| Revenue from contracts with customers | | |
| Sale of products | | |
| Finished goods | 73,182.76 | 70,652.55 |
| Traded goods | 12,677.06 | 9,461.95 |
| Less : Schemes & rebates | (8,858.68) | (5,844.95) |
| Other operating revenue | | |
| Scrap sales | 224.44 | 178.31 |
| Revenue from operations | 77,225.58 | 74,447.86 |

Notes to the **STANDALONE** Financial Statements for the year ended March 31, 2022

(a) Timing of revenue from operations

(₹ in Lakh)

| | As at March 31, 2022 | As at March 31, 2021 |
|--------------------------------------|----------------------|----------------------|
| Goods transferred at a point in time | 77,225.58 | 74,447.86 |
| | 77,225.58 | 74,447.86 |

(b) Reconciliation of amount of revenue recognised with contract price

(₹ in Lakh)

| | As at March 31, 2022 | As at March 31, 2021 |
|-------------------------------|----------------------|----------------------|
| Revenue as per contract price | 86,084.26 | 80,292.81 |
| Less : Discounts | (8,858.68) | (5,844.95) |
| | 77,225.58 | 74,447.86 |

(c) Movement in contract liabilities during the year*

(₹ in Lakh)

| | As at March 31, 2022 | As at March 31, 2021 |
|--|----------------------|----------------------|
| Opening balance | 574.52 | 15.74 |
| Less : Revenue recognised during the year | (574.52) | (15.74) |
| Add : Amount of consideration received during the year | 436.82 | 574.52 |
| | 436.82 | 574.52 |

*Contract liabilities consists of advances received from customers towards supply of products.

25. Other income

(₹ in Lakh)

| | As at March 31, 2022 | As at March 31, 2021 |
|---|----------------------|----------------------|
| Interest income | | |
| - On fixed deposits | 235.17 | 142.32 |
| - On security deposits | 20.74 | 18.29 |
| - On Others | 7.69 | 39.31 |
| Fair value gain on mutual fund at fair value through profit or loss | 125.48 | 411.97 |
| Gain on sale of investments in mutual funds | 355.41 | 46.92 |
| Liabilities no longer required written back | 40.48 | - |
| Gain on modification of lease | 0.92 | - |
| Foreign currency exchange gain (net) | - | 2.77 |
| Miscellaneous income | 180.90 | 179.59 |
| | 966.79 | 841.17 |

26. Cost of raw materials consumed

(₹ in Lakh)

| | As at March 31, 2022 | As at March 31, 2021 |
|--|----------------------|----------------------|
| Inventories at the beginning of the year | 4,487.83 | 3,735.56 |
| Add: Purchases | 37,092.04 | 33,256.64 |
| Less: Inventories at the end of the year | (5,242.40) | (4,487.83) |
| Cost of raw materials consumed | 36,337.47 | 32,504.37 |

Notes to the **STANDALONE** Financial Statements for the year ended March 31, 2022

27. Purchase of traded goods

(₹ in Lakh)

| | As at March 31, 2022 | As at March 31, 2021 |
|--------------------------|----------------------|----------------------|
| Purchase of traded goods | 8,749.41 | 7,437.94 |
| | 8,749.41 | 7,437.94 |

28. Changes in inventories of finished goods, work-in-progress and traded goods

(₹ in Lakh)

| | As at March 31, 2022 | As at March 31, 2021 |
|---|----------------------|----------------------|
| Inventories at the end of the year | | |
| Finished goods | 3,536.69 | 3,722.45 |
| Work in progress | 1,836.54 | 1,786.97 |
| Traded goods | 378.43 | 584.06 |
| | 5,751.66 | 6,093.48 |
| Inventories at the beginning of the year | | |
| Finished goods | 3,722.45 | 4,779.12 |
| Work in progress | 1,786.97 | 1,601.56 |
| Traded goods | 584.06 | 978.95 |
| | 6,093.48 | 7,359.63 |
| | 341.82 | 1,266.15 |

29. Employee benefit expenses

(₹ in Lakh)

| | As at March 31, 2022 | As at March 31, 2021 |
|---|----------------------|----------------------|
| Salaries, wages and bonus | 4,660.38 | 5,456.16 |
| Gratuity expenses (Refer Note 40) | 58.10 | 43.81 |
| Contribution to provident and other funds (Refer Note 40) | 244.97 | 276.80 |
| Staff welfare expenses | 180.85 | 132.14 |
| | 5,144.30 | 5,908.91 |

30. Finance costs

(₹ in Lakh)

| | As at March 31, 2022 | As at March 31, 2021 |
|--------------------------|----------------------|----------------------|
| Interest expenses | | |
| - On borrowings | 87.00 | 57.41 |
| - On lease liabilities | 82.30 | 49.83 |
| Customer financing costs | 89.79 | 90.78 |
| Other | 27.87 | 31.90 |
| | 286.96 | 229.92 |

31. Depreciation and amortisation expense

(₹ in Lakh)

| | As at March 31, 2022 | As at March 31, 2021 |
|---|----------------------|----------------------|
| Depreciation of property, plant and equipment * | 1,900.91 | 1,925.92 |
| Amortisation of intangible assets | 136.96 | 141.93 |
| Amortisation of right to use assets | 474.11 | 358.84 |
| | 2,511.98 | 2,426.69 |

* Net of depreciation cross charged to group companies amounting to Rs. 130.81 lakhs (March 31, 2021 : Rs. Nil)

Notes to the **STANDALONE** Financial Statements for the year ended March 31, 2022

32. Other expenses

(₹ in Lakh)

| | As at March 31, 2022 | As at March 31, 2021 |
|--|----------------------|----------------------|
| Consumption of stores, spares and consumables | 324.71 | 262.12 |
| Power and fuel | 861.72 | 703.99 |
| Freight outward | 6,574.02 | 4,691.60 |
| Rent | 58.96 | 599.81 |
| Repairs and maintenance | | |
| Buildings | 81.83 | 15.50 |
| Plant and machinery | 147.73 | 127.90 |
| Others | 289.02 | 277.74 |
| Tailoring and fabrication | 3,093.63 | 2,936.49 |
| Rates and taxes | 126.46 | 186.55 |
| Expenditure on corporate social responsibility | 202.99 | 259.82 |
| Insurance expenses | 305.62 | 297.75 |
| Foreign currency exchange loss (net) | 16.51 | - |
| Security expenses | 565.34 | 573.60 |
| Warehouse charges | 974.47 | 86.93 |
| Postage and telephone expenses | 134.42 | 70.04 |
| Payment to auditors * | 55.00 | 52.00 |
| Advertisement, promotion and selling expenses | 3,852.45 | 2,484.37 |
| Travelling and conveyance expenses | 916.95 | 305.14 |
| Legal and consultancy charges | 4,423.34 | 2,508.88 |
| Director's sitting fees | 1.67 | 2.58 |
| Loss on sale of property, plant and equipment | 152.21 | 252.71 |
| Advance to suppliers written off | - | 13.13 |
| Bad debts written off | 130.90 | 1.35 |
| Deposits written off | - | 22.75 |
| Provision for bad and doubtful debts | 594.68 | 250.96 |
| Provision for doubtful advances | 24.92 | - |
| Provision for warranty | 328.80 | 97.17 |
| Miscellaneous expenditure | 145.36 | 154.47 |
| | 24,383.71 | 17,235.35 |

* Payment to auditors (excluding goods and service tax)

| | | |
|--|--------------|--------------|
| Audit services : | | |
| Statutory audit (refer note (a) below) | 55.00 | 49.00 |
| Tax audit | - | 3.00 |
| Out of pocket expenses | - | - |
| | 55.00 | 52.00 |

(a) Payments to auditors for the year ended March 31, 2021 is pertaining to erstwhile auditors.

32(A) Exceptional Item

(₹ in Lakh)

| | As at March 31, 2022 | As at March 31, 2021 |
|--|----------------------|----------------------|
| Provision for loans to related parties [Refer Note 8(a)] | 418.08 | - |
| Impairment on Investments [Refer Note 7(l)] | - | 2,018.68 |
| | 418.08 | 2,018.68 |

Notes to the **STANDALONE** Financial Statements for the year ended March 31, 2022

33. Earnings per share (EPS)

(₹ in Lakh)

| | As at March 31, 2022 | As at March 31, 2021 |
|--|----------------------|----------------------|
| Profit for the year | 357.96 | 3,828.27 |
| Weighted average number of equity shares outstanding (Basic and diluted) | 3,65,52,261 | 3,65,52,261 |
| Earnings per share (Basic and diluted) | 0.98 | 10.47 |

34. Segment reporting

The Company primarily is in the business of manufacture, purchase and sale of mattress, foam and related products. The Company does not distinguish revenues and expenses between different businesses in its internal reporting and reports costs and expenses by nature as a whole. The CODM reviews the results when making decision about allocating resources and assessing performance of the Company as a whole and hence, the Company has only one reportable segment. The Company operates and manages its business as a single segment. As the Company's assets are all located in India and the Company's revenues are derived from India, no geographical information is presented.

35. Related party disclosure

| Names of related parties and related party relationships | |
|---|--|
| Names of related parties where control exists irrespective of whether transactions have occurred or not | |
| Holding Company | Kurlon Limited |
| Other related parties with whom transactions have taken place during the year | |
| Wholly Owned Subsidiaries | Kurlon Retail Limited Komfort Universe Products & Services Limited Belvedere International Limited Kanvas Concepts Private Limited Starship Value Chain and Manufacturing Private Limited (Formerly Starship Manufacturing & Services Private Limited) Starship Global VCT LLP Home Komfort Retail LLP |
| Subsidiary Entities | Sevalal Solar Private Limited Sirar Solar Energies Private Limited Sirar Dhotre Solar Private Limited |
| Fellow subsidiaries | Manipal Software & E-Commerce Private Limited Manipal Natural Extracts Private Limited |
| Enterprises owned or significantly influenced by key management personnel / Directors and their relatives | Maha Rashtra Apex Corporation Limited Jayamahal Trade and Investments Private Limited Manipal Advertising Services Private Limited Metropolis Builders Private Limited Jai Bharath Mills Private Limited Manipal Travels Private Limited |
| Directors and Key Management Personnel (KMP) | Mr. T. Sudhakar Pai, Managing Director Ms. Jaya S Pai, Director Ms. Jyothi Pradhan, Chief Executive Officer Mr. H N Shrinivas, Non-Executive Director (w.e.f. May 07, 2021) Mr. Nagarajan S, Non-Executive Director (w.e.f. May 07, 2021) Mr. Nitin G Khot Non-Executive Director (up to May 07, 2021) Mr. S Ananthanarayanan Non-Executive Director (up to May 07, 2021) Mr. Abhilash Kamti, Chief Financial Officer (w.e.f. June 01, 2022) Mr. Ritesh Shroff, Chief Financial Officer (up to December 07, 2021) Mr. Monu Kumar, Company Secretary |

Notes to the **STANDALONE** Financial Statements for the year ended March 31, 2022

The transactions that have been entered into with related parties during the year are as follows:

(₹ in Lakh)

| | As at March 31, 2022 | As at March 31, 2021 |
|--|----------------------|----------------------|
| Sale of products | | |
| Komfort Universe Products & Services Limited | 4,990.85 | - |
| Kurlon Retail Limited | 945.39 | 901.67 |
| Home Komfort Retail LLP | 988.94 | 741.01 |
| Manipal Advertising Services Private Limited | 0.30 | - |
| Kanvas Concepts Private Limited | - | 1.10 |
| | 6,925.48 | 1,643.78 |

35. Related party disclosure (contd.)

| | As at March 31, 2022 | As at March 31, 2021 |
|--|----------------------|----------------------|
| Scheme expenses | | |
| Kurlon Retail Limited | 226.28 | 734.50 |
| Komfort Universe Products & Services Limited | 1,236.92 | - |
| Home Komfort Retail LLP | 0.05 | - |
| | 1,463.25 | 734.50 |
| Interest income on loan given | | |
| Sevalal Solar Private Limited | 6.82 | - |
| Sirar Dhotre Solar Private Limited | 6.37 | - |
| Sirar Solar Energies Private Limited | 3.63 | - |
| | 16.82 | - |
| Rental income | | |
| Starship Global VCT LLP | 4.31 | 2.50 |
| | 4.31 | 2.50 |
| Purchases | | |
| Kurlon Limited | 8,749.41 | 7,437.94 |
| Komfort Universe Products & Services Limited | 8.81 | - |
| | 8,758.22 | 7,437.94 |
| Managerial remuneration | | |
| T Sudhakar Pai | 75.92 | 261.71 |
| Jyothi Pradhan | 79.07 | 44.67 |
| Ritesh Shroff | 41.83 | 48.05 |
| Monu Kumar | 12.77 | 10.33 |
| | 209.59 | 364.76 |
| Interest paid on unsecured loan | | |
| Jaya S Pai | 52.88 | 55.80 |
| | 52.88 | 55.80 |
| Freight outward | | |
| Starship Global VCT LLP | 4,436.18 | 197.38 |
| Starship Value Chain and Manufacturing Private Limited | 1,290.94 | - |
| | 5,727.12 | 197.38 |

Notes to the **STANDALONE** Financial Statements for the year ended March 31, 2022

| | As at March 31, 2022 | As at March 31, 2021 |
|--|----------------------|----------------------|
| Warehouse charges | | |
| Starship Global VCT LLP | 799.94 | 86.93 |
| Starship Value Chain and Manufacturing Private Limited | 174.53 | - |
| | 974.47 | 86.93 |
| Legal and consultancy charges | | |
| Starship Global VCT LLP | 2,282.90 | 1,549.77 |
| Starship Value Chain and Manufacturing Private Limited | 560.59 | - |
| Home Komfort Retail LLP | - | 3.50 |
| Kanvas Concepts Private Limited | 33.34 | - |
| Manipal Software & E-Commerce Private Limited | 344.38 | 156.55 |
| | 3,221.21 | 1,709.83 |
| Advertisement and sales promotion expenses | | |
| Manipal Advertising Services Private Limited | 1,301.93 | 1,187.33 |
| Kurlon Retail Limited | 47.75 | 83.39 |
| Kanvas Concepts Private Limited | 18.75 | - |
| Komfort Universe Products & Services Limited | 10.00 | - |
| | 1,378.43 | 1,270.72 |
| Travelling and conveyance expenses | | |
| Manipal Travels (India) Private Limited | 134.31 | 38.80 |
| | 134.31 | 38.80 |
| Sitting fees | | |
| Nitin G Khot | 0.13 | 0.65 |
| S Ananthanarayanan | 0.13 | 0.91 |
| Jaya S Pai | 0.64 | 1.02 |
| S Nagarajan | 0.39 | - |
| H N Shrinivas | 0.39 | - |
| | 1.68 | 2.58 |

35. Related party disclosure (contd.)

(₹ in Lakh)

| | As at March 31, 2022 | As at March 31, 2021 |
|--|----------------------|----------------------|
| Dividend paid | | |
| Kurlon Limited | 1,546.24 | 1,084.99 |
| | 1,546.24 | 1,084.99 |
| Recovery of expenses from related parties | | |
| Kurlon Retail Limited | 99.09 | 111.96 |
| Home Komfort Retail LLP | 180.74 | - |
| Komfort Universe Products & Services Limited | 13.23 | - |
| Kanvas Concepts Private Limited | 18.75 | - |
| | 311.81 | 111.96 |

Notes to the **STANDALONE** Financial Statements for the year ended March 31, 2022

The balances receivable from and payable to related parties as at year end are as follows :

(₹ in Lakh)

| | As at March 31, 2022 | As at March 31, 2021 |
|--|----------------------|----------------------|
| Investment in subsidiaries | | |
| Kurlon Retail Limited | 1,759.93 | 1,759.93 |
| Sevalal Solar Private Limited | 4.69 | 4.69 |
| Sirar Dhotre Solar Private Limited | 4.69 | 4.69 |
| Sirar Solar Energies Private Limited | 4.69 | 4.69 |
| Komfort Universe Products & Services Limited | 5.00 | 5.00 |
| Belvedere International Limited | 5.00 | 5.00 |
| Kanvas Concepts Private Limited | 0.50 | 0.50 |
| Starship Manufacturing and Services Private Limited | 1.00 | 1.00 |
| | 1,785.50 | 1,785.50 |
| Capital advances | | |
| Maha Rashtra Apex Corporation Limited | 1,222.76 | 1,222.76 |
| Kurlon Limited | 622.00 | 622.00 |
| | 1,844.76 | 1,844.76 |
| Security deposit | | |
| Jayamahal Trade and Investments Private Limited | 4.17 | 9.00 |
| Metropolis Builders Private Limited | 22.05 | 20.41 |
| Jai Bharath Mills Private Limited | 27.78 | 28.31 |
| | 54.00 | 57.72 |
| Trade receivables | | |
| Komfort Universe Products & Services Limited | 218.14 | - |
| Home Komfort Retail LLP | - | 76.53 |
| | 218.14 | 76.53 |
| Loan to related parties | | |
| Kurlon Retail Limited | 2,601.34 | 2,016.28 |
| Kanvas Concepts Private Limited | 162.76 | 85.00 |
| Komfort Universe Products & Services Limited | 81.40 | - |
| Sirar Solar Energies Private Limited | 74.59 | 81.50 |
| Sirar Dhotre Solar Private Limited | 68.81 | 76.07 |
| Sevalal Solar Private Limited | 30.53 | 43.73 |
| Home Komfort Retail LLP | - | - |
| Belvedere International Limited | 13.01 | - |
| | 3,032.44 | 2,302.58 |
| Interest income receivable | | |
| Sevalal Solar Private Limited | 6.82 | - |
| Sirar Dhotre Solar Private Limited | 6.37 | - |
| Sirar Solar Energies Private Limited | 3.63 | - |
| | 16.82 | - |
| Advance against supply of goods and services to related parties | | |
| Kurlon Limited | 4,295.19 | 5,150.84 |
| Starship Global VCT LLP | 280.37 | 280.37 |
| Manipal Advertising Services Private Limited | 140.00 | - |
| | 4,715.56 | 5,431.21 |
| Unsecured loans payable | | |
| Jaya S Pai | 676.30 | 676.30 |
| | 676.30 | 676.30 |

Notes to the **STANDALONE** Financial Statements for the year ended March 31, 2022

35. Related party disclosure (contd.)

| | (₹ in Lakh) | |
|--|----------------------|----------------------|
| | As at March 31, 2022 | As at March 31, 2021 |
| Trade payables | | |
| Jai Bharath Mills Private Limited | 0.45 | 15.85 |
| Starship Global VCT LLP | - | 109.82 |
| Starship Value Chain and Manufacturing Private Limited | 1,131.93 | - |
| Manipal Travels (India) Private Limited | 10.73 | 6.09 |
| Manipal Advertising Services Private Limited | - | 45.03 |
| Manipal Software & E-Commerce Pvt Ltd | 45.38 | 25.36 |
| | 1,188.49 | 202.15 |
| Advance from customers | | |
| Home Komfort Retail LLP | 22.19 | - |
| | 22.19 | - |
| Lease liabilities | | |
| Metropolis Builders Private Limited | 108.55 | 127.29 |
| Kurlon Limited | 96.24 | 106.11 |
| Jai Bharath Mills Private Limited | 5.75 | 4.35 |
| Jayamahal Trade and Investments Private Limited | 163.90 | - |
| | 374.44 | 237.75 |

36. Details of dues to micro and small enterprises as defined under the Micro, Small and Medium Enterprises Development (MSMED) Act, 2006

| | (₹ in Lakh) | |
|---|----------------------|----------------------|
| | As at March 31, 2022 | As at March 31, 2021 |
| The principal amount and the interest due thereon remaining unpaid to any supplier as at the end of each accounting year | | |
| Principal amount due to micro and small enterprises | 323.91 | 306.00 |
| Interest due on above | 31.54 | 8.96 |
| | 355.45 | 314.96 |
| The amount of interest paid by the buyer in terms of section 16 of the MSMED Act 2006 along with the amounts of the payment made to the supplier beyond the appointed day during each accounting year | - | - |
| The amount of interest due and payable for the year of delay in making payment (which have been paid but beyond the appointed day during the year) but without adding the interest specified under the MSMED Act 2006. | 21.32 | - |
| The amount of interest accrued and remaining unpaid at the end of each accounting year | 31.54 | 8.96 |
| The amount of further interest remaining due and payable even in the succeeding years, until such date when the interest dues as above are actually paid to the small enterprise for the purpose of disallowance as a deductible expenditure under section 23 of the MSMED Act 2006 | 31.54 | - |
| The information given above is to the extent such parties have been identified by the Company on the basis of information disclosed by the suppliers. | | |

Notes to the **STANDALONE** Financial Statements for the year ended March 31, 2022

37. Leases

Short-term leases and lease of low-value assets

The Company also has certain leases with lease terms of 12 months or less and leases of properties with low value. The Company applies the 'short-term lease' and 'lease of low-value assets' recognition exemptions for these leases. Rental expenses of Rs. 58.96 lakhs (March 31, 2021: Rs. 599.81 lakhs) have been recognised in the statement of profit and loss.

38. Contingent liabilities and capital commitments

(a) Contingent liabilities

| | (₹ in Lakh) | |
|---|----------------------|----------------------|
| | As at March 31, 2022 | As at March 31, 2021 |
| Claims against the Company not acknowledged as debts | | |
| Disputed demands under appeal not provided | | |
| - Income tax | 1,072.45 | - |
| - Sales tax | 4,394.26 | 4,434.94 |
| - Excise duty | 2,212.13 | 2,212.13 |

The Company is contesting these demands and the management, based on the advise from its tax consultants, believes that its position will likely be upheld in the appellate process. No expense has been accrued in the financial statements for these demands raised as of March 31, 2022. The management believes that the ultimate outcome of these proceedings will not have a material adverse effect on the Company's financial position and results of operations.

(b) Capital commitments

| | (₹ in Lakh) | |
|---------------------------------------|----------------------|----------------------|
| | As at March 31, 2022 | As at March 31, 2021 |
| Capital commitments (net of advances) | 35.21 | 225.42 |

39. Corporate social responsibility

As per Section 135 of the Companies Act, 2013, a Corporate Social Responsibility (CSR) committee has been formed by the Company. The primary function of the Committee is to assist the Board of Directors in formulating a CSR Policy and review the implementation and progress of the same from time to time. The CSR policies focus on enhancing the quality of life and economic well being of the communities in accordance with the Schedule VII of the Companies Act, 2013.

| | As at March 31, 2022 | As at March 31, 2021 |
|--|----------------------|----------------------|
| Gross amount required to be spent by the Company during the year | 217.01 | 237.82 |

Amount spent during the year ended March 31, 2022

| | (₹ in Lakh) | | |
|------------------------------------|-------------|------------------------|--------|
| | In cash | Yet to be paid in cash | Total |
| Construction/acquisition of assets | - | - | - |
| On purpose other than above | 202.99 | - | 202.99 |

Amount spent during the year ended March 31, 2021

| | (₹ in Lakh) | | |
|------------------------------------|-------------|------------------------|--------|
| | In cash | Yet to be paid in cash | Total |
| Construction/acquisition of assets | - | - | - |
| On purpose other than above | 259.82 | - | 259.82 |

Notes to the **STANDALONE** Financial Statements for the year ended March 31, 2022

In case of Section 135(5) (Other than ongoing projects) (₹ in Lakh)

| | As at March 31, 2022 | As at March 31, 2021 |
|---|----------------------|----------------------|
| Opening balance | 22.00 | - |
| Amount required to be spent during the year | 217.01 | 237.82 |
| Amount spent during the year | 202.99 | 259.82 |
| Closing balance * | 7.98 | 22.00 |

* Represents excess amount spent on the corporate social responsibility which will be utilised in subsequent period.

The Company does not have any ongoing project as per section 135(6) of the Companies Act, 2013.

40. Employee benefits

Defined contribution plans

The Company makes contributions for qualifying employees to Provident Fund, Employee state insurance and labour welfare fund. During the year, the Company recognised Rs. 230.18 lakhs (March 31, 2021 : Rs 256.80 lakhs) towards Provident fund contributions, Rs 14.66 lakhs (March 31, 2021 : Rs 19.81 lakhs) towards Employee State Insurance scheme contributions and Rs. 0.13 (March 31, 2021 : Rs 0.19 lakhs) lakhs towards Labour Welfare fund.

Post-employment obligation - Gratuity

The Company has a defined benefit gratuity plan as per the Payment of Gratuity Act, 1972 ('Gratuity Act') under which an employee who has completed five years of service is entitled to specific benefit. The amount of benefit provided depends on the employee's length of service and salary at retirement/termination date. The plan is funded by the company.

The following tables summarises the amounts recognised in the standalone financial statements :

Balance Sheet (₹ in Lakh)

| | As at March 31, 2022 | As at March 31, 2021 |
|----------------------------|----------------------|----------------------|
| Defined benefit obligation | 673.94 | 523.48 |
| Plan assets | 460.78 | 506.26 |
| Net liability | 213.16 | 17.22 |
| Current | 86.69 | 17.22 |
| Non-current | 126.47 | - |

Changes in the present value of defined benefit obligation (₹ in Lakh)

| | As at March 31, 2022 | As at March 31, 2021 |
|--|----------------------|----------------------|
| Balance at the beginning of the year | 523.48 | 577.39 |
| Service cost | 57.36 | 50.26 |
| Interest cost | 30.09 | 31.15 |
| Remeasurements - Actuarial loss/(gain) | 187.02 | 50.21 |
| Benefit paid | (124.01) | (185.53) |
| Balance at end of the year | 673.94 | 523.48 |

Notes to the **STANDALONE** Financial Statements for the year ended March 31, 2022

Changes in the fair value of plan assets (₹ in Lakh)

| | As at March 31, 2022 | As at March 31, 2021 |
|--------------------------------------|----------------------|----------------------|
| Balance at the beginning of the year | 506.26 | 662.61 |
| Contributions made | 11.85 | - |
| Interest income | 29.35 | 37.60 |
| Payments | (124.01) | (171.71) |
| Return on plan assets | 37.33 | (22.24) |
| Balance at end of the year | 460.78 | 506.26 |

Statement of profit and loss (₹ in Lakh)

| | As at March 31, 2022 | As at March 31, 2021 |
|-----------------------------|----------------------|----------------------|
| Service cost | 57.36 | 50.26 |
| Interest cost net of income | 0.74 | (6.45) |
| Total | 58.10 | 43.81 |

Other comprehensive (income)/loss (₹ in Lakh)

| | As at March 31, 2022 | As at March 31, 2021 |
|--|----------------------|----------------------|
| Remeasurements - Actuarial loss/(gain) | 187.02 | 50.21 |
| Return on plan assets | (37.33) | 22.24 |
| Total | 149.69 | 72.45 |

Principal assumptions used in determining defined benefit obligation (₹ in Lakh)

| | As at March 31, 2022 | As at March 31, 2021 |
|--------------------------------|----------------------|----------------------|
| Discount rate | 7.13% | 6.52% |
| Expected return on plan assets | 6.52% | 6.52% |
| Salary escalation | 5.00% | 5.00% |
| Employee turnover | 10.00% | 10.00% |

The categories of plan assets as a percentage of the fair value of total plan assets are as follows : (₹ in Lakh)

| | As at March 31, 2022 | As at March 31, 2021 |
|-------------------------------------|----------------------|----------------------|
| Investment with insurance companies | 100.00% | 100.00% |

The Company assesses these assumptions with its projected long-term plans of growth and prevalent industry standards. The discount rate is based on the government securities yield.

Notes to the **STANDALONE** Financial Statements for the year ended March 31, 2022

40. Employee benefits- (Continued)

Sensitivity analysis of significant assumptions

The following table presents a sensitivity analysis to one of the relevant actuarial assumptions, holding other assumptions constant, showing how the defined benefit obligation would have been affected by changes in the relevant actuarial assumptions that were reasonably possible at the reporting date.

| | (₹ in Lakh) | |
|-------------------|----------------------|----------------------|
| | As at March 31, 2022 | As at March 31, 2021 |
| Discount rate | | |
| 1% increase | (43.67) | (36.62) |
| 1% decrease | 49.56 | 41.88 |
| Salary escalation | | |
| 1% increase | 46.90 | 38.47 |
| 1% decrease | (42.27) | (34.09) |
| Employee turnover | | |
| 1% increase | 4.51 | 2.50 |
| 1% decrease | (5.05) | (2.82) |

Maturity profile of defined benefit obligation

| | (₹ in Lakh) | |
|------------------|----------------------|----------------------|
| | As at March 31, 2022 | As at March 31, 2021 |
| Within 1 year | 50.67 | 52.66 |
| 1-2 year | 63.75 | 32.61 |
| 2-3 year | 57.15 | 38.60 |
| 3-4 year | 65.81 | 40.68 |
| 4-5 year | 54.16 | 39.91 |
| 5-10 year | 192.20 | 145.05 |
| 10 years onwards | 190.19 | 173.96 |

The average duration of the defined benefit obligation at the end of the reporting year is 9.73 years (March 31, 2021 : 9.68 years).

41. Financial instruments

All financial assets and liabilities for which fair value is measured or disclosed in these standalone financial statements are categorised within the fair value hierarchy as below, based on the lowest level input that is significant to the fair value measurement as a whole :

Level 1 - Quoted prices (unadjusted) in active markets for identical assets or liabilities.

Level 2 – Inputs other than quoted prices included within Level 1 that are observable for the asset or liability, either directly (i.e. as prices) or indirectly (i.e. derived from prices).

Level 3 - Inputs for the assets or liabilities that are not based on observable market data (unobservable inputs).

The carrying values and fair value measurement hierarchy of the Company's financial assets and financial liabilities are as below :

| | (₹ in Lakh) | |
|---|----------------|----------------|
| | March 31, 2022 | March 31, 2021 |
| | Carrying value | Fair value |
| Financial assets measured at fair value through profit and loss | | |
| Current assets | | |
| Investments | 10,710.91 | 11,131.71 |
| | 10,710.91 | 11,131.71 |

Notes to the **STANDALONE** Financial Statements for the year ended March 31, 2022

| | (₹ in Lakh) | |
|--|----------------|----------------|
| | March 31, 2022 | March 31, 2021 |
| | Carrying value | Fair value |
| Financial assets measured at amortised cost | | |
| Non-current assets | | |
| Investments | 1,785.57 | 1,785.57 |
| Loans | 2,614.36 | 2,376.68 |
| Other financial assets | 665.71 | 938.87 |
| Current assets | | |
| Trade receivables | 5,446.95 | 5,473.43 |
| Cash and cash equivalents | 147.50 | 39.83 |
| Other bank balances | 4,247.50 | 3,710.66 |
| Loans | 56.74 | - |
| Other financial assets | 158.79 | 343.89 |
| | 15,123.12 | 14,668.93 |
| Financial liabilities measured at amortised cost | | |
| Non-current liabilities | | |
| Lease liabilities | 547.88 | 271.73 |
| Other financial liabilities | 5,361.77 | 5,478.51 |
| Current liabilities | | |
| Borrowings | 687.56 | 1,187.24 |
| Lease liabilities | 454.78 | 174.39 |
| Trade payables | 11,670.22 | 8,533.59 |
| Other financial liabilities | 1,085.21 | 667.44 |
| | 19,807.42 | 16,312.90 |

42. Financial risk management objectives and policies

The Company's board of directors has overall responsibility for the establishment and oversight of the Company's risk management framework. The Company's risk management policies are established to identify and analyse and set appropriate risk limits and controls and to monitor risks and adherence to limits. Risk management policies and systems are reviewed regularly to reflect changes in market conditions and the Company's activities. The Company, through its training and management standards and procedures, aims to maintain a disciplined and constructive control environment in which all employees understand their roles and obligations. The Company's Board of Directors is assisted in its oversight role by the internal audit who undertakes regular reviews of risk management controls and procedures, the results of which are reported to the Board of Directors. This note explains the sources of risk which the entity is exposed to and how the entity manages the risk.

a) Market risk

Market risk is the risk arising from changes in market prices – such as foreign exchange rates and interest rates which will affect the Company's income or the value of its financial instruments. Market risk is attributable to all market risk sensitive financial instruments including foreign currency payables.

Notes to the **STANDALONE** Financial Statements for the year ended March 31, 2022

42. Financial risk management objectives and policies (contd.)

i. Currency risk

The Company's exposure to currency risk as at year end is as below :

| | March 31, 2022 | | | March 31, 2021 | | |
|-------------------------|----------------|------------------|-----------|----------------|------------------|-----------|
| | Currency | Foreign Currency | Rs. Lakhs | Currency | Foreign Currency | Rs. Lakhs |
| Trade payables | USD | 3,60,732 | 272.58 | USD | 3,49,156 | 258.64 |
| | EUR | 40,529 | 34.89 | EUR | 29,997 | 24.84 |
| Advances from customers | USD | 2,242 | 1.70 | USD | 30,359 | 21.82 |
| Advance to suppliers | USD | 53,257 | 40.81 | USD | 22,209 | 16.13 |
| | EUR | 6,223 | 5.42 | EUR | 39,810 | 32.49 |
| Trade receivables | USD | 24,859 | 18.70 | USD | 57,224 | 40.06 |

In case of Section 135(5) (Other than ongoing projects)

| | As at March 31, 2022 | As at March 31, 2021 |
|-------------|-----------------------------|----------------------|
| Basis point | Effect on profit before tax | |
| +5% | (12.21) | (10.83) |
| -5% | 12.21 | 10.83 |

ii. Interest rate risk

Interest rate risk is the risk that the future cash flows of floating interest bearing investments will fluctuate because of fluctuations in the interest rates. The Company's borrowings are at fixed and floating interest rate and are carried at amortised cost.

The following table demonstrates the sensitivity to a reasonably possible change in interest rates on that portion of loans and borrowings affected. With all other variables held constant, the Company's loss before tax is affected through the impact on floating rate borrowings, as follows :

| | As at March 31, 2022 | As at March 31, 2021 |
|-------------|-----------------------------|----------------------|
| Basis point | Effect on profit before tax | |
| +1% | - | (4.99) |
| -1% | - | 4.99 |

(b) Credit risk

Credit risk is the risk of financial loss to the Company if a customer or counterparty to a financial instrument fails to meet its contractual obligations. The maximum exposure to the credit risk at the reporting date is primarily from trade receivables, loans and other assets.

Customer credit risk is managed by each business unit subject to the Company's established policy, procedures and control relating to customer credit risk management. Credit quality of a customer is assessed based on an extensive credit rating review and individual credit limits are defined in accordance with this assessment. The Company regularly monitors its outstanding customer receivables.

An impairment analysis is performed at each reporting date on trade receivables by lifetime expected credit loss method based on provision matrix. The maximum exposure to credit risk at the reporting date is the carrying value of each class of financial assets. The

Notes to the **STANDALONE** Financial Statements for the year ended March 31, 2022

Company does not hold collateral as security. The Company evaluates the concentration of risk with respect to trade receivables as low, as its customers are located in several jurisdictions and industries and operate in largely independent markets.

The loans to subsidiaries are unsecured loans. The management makes an assessment, of the credit risk on the loans based on the evaluation of the subsidiary's ability to repay the loans, as at date of reporting. The Company uses expected credit loss model to assess the impairment loss. Based on an evaluation of the credit risk of the subsidiaries, loss allowance on the loans and on interest accrued thereon have been recognised.

Cash and cash equivalents, investments and other bank balances are neither past due nor impaired. Cash and cash equivalents include short-term highly liquid fixed deposits with banks which having maturity less than three months.

The movement in respect of allowance for expected credit losses is as follows :

| | Trade receivables | | Loans & other financial assets | | Other assets | |
|--|-------------------|----------------|--------------------------------|----------------|----------------|----------------|
| | March 31, 2022 | March 31, 2021 | March 31, 2022 | March 31, 2021 | March 31, 2022 | March 31, 2021 |
| At the beginning of the year | 1,045.17 | 997.08 | - | - | - | - |
| Allowance created/(reversed) during the year | 547.72 | 48.09 | 434.90 | - | 24.92 | - |
| At the end of the year | 1,592.89 | 1,045.17 | 434.90 | - | 24.92 | - |

(c) Liquidity risk

Liquidity risk is the risk that the Company will encounter difficulty in meeting the obligations associated with its financial liabilities that are settled by delivering cash or another financial asset. The Company's approach to managing liquidity is to ensure, as far as possible, that it will have sufficient liquidity to meet its liabilities when they are due, under both normal and stressed conditions, without incurring unacceptable losses or risking damage to the Company's reputation.

42. Financial risk management objectives and policies (contd.)

The table below provides details regarding the undiscounted contractual maturities of financial liabilities :

| | Less than 1 year | 1 - 5 years | More than 5 years | Total |
|-----------------------------|------------------|-----------------|-------------------|------------------|
| March 31, 2022 | | | | |
| Borrowings | 687.56 | - | - | 687.56 |
| Lease liabilities | 474.40 | 554.08 | 162.18 | 1,190.66 |
| Trade payables | 11,670.22 | - | - | 11,670.22 |
| Other financial liabilities | 1,085.21 | 5,361.77 | - | 6,446.98 |
| Total | 13,917.39 | 5,915.85 | 162.18 | 19,995.42 |
| March 31, 2021 | | | | |
| Borrowings | 1,187.24 | - | - | 1,187.24 |
| Lease liabilities | 201.65 | 271.62 | 54.00 | 527.27 |
| Trade payables | 8,533.59 | - | - | 8,533.59 |
| Other financial liabilities | 667.44 | 5,478.51 | - | 6,145.95 |
| Total | 10,589.92 | 5,750.13 | 54.00 | 16,394.05 |

The Company believes that the working capital is sufficient to meet its current requirements. Accordingly, no significant liquidity risk is perceived.

Notes to the **STANDALONE** Financial Statements for the year ended March 31, 2022

43. Income tax

Income tax expense in the statement of profit and loss consists of :

(₹ in Lakh)

| | As at March 31, 2022 | As at March 31, 2021 |
|---|----------------------|----------------------|
| Statement of profit or loss | | |
| Current tax | 475.96 | 1,658.47 |
| Deferred tax charge/(credit) | (685.08) | 774.28 |
| Income tax expense/(credit) | (209.12) | 2,432.75 |
| Tax relating to earlier years | (130.20) | - |
| Income tax expense/(credit) reported in the statement of profit and loss | (339.32) | 2,432.75 |
| Income tax recognised in other comprehensive income/(loss) | | |
| - Tax arising on income and expense recognised in other comprehensive income/(loss) | 37.68 | 18.24 |
| Total | 37.68 | 18.24 |

The reconciliation between the provision of income tax of the Company and amounts computed by applying the Indian income tax rate to profit before taxes is as follows :

(₹ in Lakh)

| | As at March 31, 2022 | As at March 31, 2021 |
|---|----------------------|----------------------|
| Profit before tax | 18.64 | 6,261.02 |
| Enacted income tax rate in India | 25.17% | 25.17% |
| Computed expected tax expense/(credit) | 4.69 | 1,575.90 |
| Effect of : | | |
| (Reversal)/Creation of deferred tax liability on goodwill | (297.74) | 529.37 |
| Reversal of deferred tax asset on warranty provision provided in earlier year | - | 227.75 |
| Reversal of provision for current tax relating to earlier year | (130.20) | - |
| Tax charge on disallowance of corporate social responsibility expenditure | 51.09 | 65.39 |
| Others | 32.84 | 34.34 |
| Total income tax expense | (339.32) | 2,432.75 |

Deferred tax

Deferred tax relates to the following :

(₹ in Lakh)

| | Balance Sheet | | Statement of Profit and Loss | |
|--|-------------------|-------------------|------------------------------|----------------|
| | March 31, 2022 | March 31, 2021 | March 31, 2022 | March 31, 2021 |
| Property, plant and equipment | (1,718.31) | (1,774.95) | (56.64) | (328.96) |
| Right of use assets | (516.30) | (384.90) | 131.40 | 57.03 |
| Goodwill | (231.58) | (529.37) | (297.79) | 529.37 |
| Marked to market on mutual fund investment | (143.47) | (90.55) | 52.92 | 90.55 |
| Gross deferred tax liability | (2,609.66) | (2,779.77) | (170.11) | 347.99 |
| Deferred tax asset | | | | |
| Provision for doubtful debts | 412.72 | 263.07 | (149.65) | (12.10) |
| Provision for doubtful advances | 6.27 | - | (6.27) | 206.10 |
| Provision for loans to related parties | 105.22 | - | (105.22) | - |
| Section 43B disallowance | 69.65 | - | (69.65) | 21.65 |
| Section 35DD disallowance on amalgamation expenses | 12.62 | 20.79 | 8.17 | 0.20 |
| Lease liabilities | 252.35 | 112.29 | (140.06) | 210.44 |
| Provision for gratuity | 52.29 | - | (52.29) | - |
| Net deferred tax assets (net) | (1,698.54) | (2,383.62) | (685.08) | 774.28 |
| Net deferred tax credit/(charge) | | | (685.08) | 774.28 |

Notes to the **STANDALONE** Financial Statements for the year ended March 31, 2022

44. Ratio analysis and its elements

| Ratio | Numerator | Denominator | March 31, 2022 | March 31, 2021 | % change | Reason for variance exceeding 25% as compared to the preceding period |
|---------------------------------|---|---|----------------|----------------|----------|--|
| Current ratio | Current assets | Current liabilities | 2.54 | 3.33 | -24% | |
| Debt equity ratio | Total debt | Shareholder's equity | 0.01 | 0.02 | -40% | Due to decrease in borrowings in current year leading to the improvement of the ratio. |
| Debt service coverage ratio | Earnings for debt service = Net profits after taxes + Non cash operating expenses | Debt service = Interest and lease payments + Principal repayments | 3.35 | 3.95 | -15% | |
| Return on equity ratio | Net profits after taxes - Preference dividend | Average shareholder's equity | 0.01 | 0.08 | -91% | Due to reduction in profit during the year. |
| Inventory turnover ratio | Cost of goods sold | Average inventory | 4.01 | 3.62 | 11% | |
| Trade receivable turnover ratio | Net credit sales = Gross credit sales - sales return | Average trade receivable | 14.14 | 12.15 | 16% | |
| Trade payable turnover ratio | Net credit purchases = Gross credit purchases - purchase return | Average trade payables | 6.95 | 5.54 | 25% | |
| Net capital turnover ratio | Net sales = Total sales - sales return | Working capital = Current assets - Current liabilities | 3.32 | 2.78 | 19% | |
| Net profit ratio | Net profit | Net sales = Total sales - Sales return | 0.00 | 0.05 | -91% | Due to reduction in profit during the year. |
| Return on capital employed | Earnings before interest and taxes | Capital employed = Tangible net worth + Total debt + Deferred tax liability | 0.01 | 0.12 | -95% | Due to reduction in profit during the year. |
| Return on investment | Interest (Finance income) + profit on sale of investment | Investment | 0.04 | 0.01 | 188% | Due to sale of investments in current year leading to the improvement of the ratio. |

Notes to the **STANDALONE** Financial Statements for the year ended March 31, 2022

45. Other statutory information

(i) The Company do not have any benami property, where any proceeding has been initiated or pending against the Company for holding any benami property.

(ii) The Company do not have any transactions with companies struck off.

(iii) The Company do not have any charges or satisfaction which is yet to be registered with the Registrar of Companies ("ROC") beyond the statutory period.

(iv) The Company have not traded or invested in crypto currency or virtual currency during the financial year.

(v) The Company have not advanced or loaned or invested funds to any other person(s) or entity(ies), including foreign entities

(Intermediaries) with the understanding that the Intermediary shall :

(a) directly or indirectly lend or invest in other persons or entities identified in any manner whatsoever by or on behalf of the company (Ultimate Beneficiaries) or

(b) provide any guarantee, security or the like to or on behalf of the Ultimate Beneficiaries

(vi) The Company have not received any fund from any person(s) or entity(ies), including foreign entities (Funding Party) with the understanding (whether recorded in writing or otherwise) that the Company shall :

(a) directly or indirectly lend or invest in other persons or entities identified in any manner whatsoever by or on behalf of the Funding Party (Ultimate Beneficiaries) or

(b) provide any guarantee, security or the like on behalf of the Ultimate Beneficiaries,

(vii) The Company have not entered into any such transaction which is not recorded in the books of accounts that has been surrendered or disclosed as income during the period in the tax assessments under the Income Tax Act, 1961 (such as, search or survey or any other relevant provisions of the Income Tax Act, 1961).

46. Capital management

For the purpose of the Company's capital management, capital includes issued equity capital, securities premium and all other equity reserves. The primary objective of the Company's capital management is to maximize the shareholders value.

The Company manages its capital structure and makes adjustments in light of changes in economic conditions and the requirements of the financial covenants. To maintain or adjust the capital structure, the Company may adjust the dividend payment to shareholders, return capital to shareholders or may issue new shares. The Company includes within net debt, borrowings net of cash and cash equivalents and other bank balances.

Notes to the **STANDALONE** Financial Statements for the year ended March 31, 2022

| | (₹ in Lakh) | |
|---|----------------------|----------------------|
| | As at March 31, 2022 | As at March 31, 2021 |
| Borrowings | 687.56 | 1,187.24 |
| Less: Cash and cash equivalents and other bank balances | 4,395.00 | 3,750.49 |
| Net debt (A) | (3,707.44) | (2,563.25) |
| Equity | 49,342.09 | 50,923.65 |
| Total equity capital (B) | 49,342.09 | 50,923.65 |
| Total debt and equity (C)=(A)+(B) | 45,634.65 | 48,360.40 |
| Gearing ratio (A)/(C) | -8% | -5% |

The gearing ratio is negative since the company is predominantly equity funded.

No changes were made in the objectives, policies or processes for managing capital during the year ended March 31, 2022 and March 31, 2021.

47. The Code on Social Security, 2020 (the "Code") relating to employee benefits during employment and post-employment benefits, received Presidential assent in September 2020. The Code has been published in the Gazette of India. However, the date on which the Code will come into effect has not been notified and the final rules/interpretation have not yet been issued. The Company will assess the impact of the Code when it comes into effect and will record any related impact accordingly.

48. The comparative figures have been regrouped/reclassified, where necessary, to confine to this period's classification as per the amendments in Schedule III to the Companies Act, 2013, which are effective April 1, 2021.

As per our report of even date attached

For S. R. Batliboi & Associates LLP
Chartered Accountants
ICAI Firm Registration Number: 101049W/E300004
Per Rajeev Kumar
Partner
Membership No.: 213803

Place : Bengaluru
Date : November 28, 2022

For and on behalf of Board of Directors of
Kurlon Enterprise Limited CIN: U36101MH2011PLC222657

| | | |
|--|--|--|
| Tonse Sudhakar Pai Managing Director DIN : 00043298 | H. N. Shrinivas Director DIN - 07178853 | Monu Kumar Company Secretary |
| Jyothi Ashish Pradhan Chief Executive Officer | Abhilash Padmanabh Kamti Chief Financial Officer | |

Place : Bengaluru
Date : November 28, 2022

To the Members of Kurlon Enterprise Limited
Report on the Audit of the **CONSOLIDATED** Financial Statements**Qualified Opinion**

We have audited the accompanying consolidated financial statements of Kurlon Enterprise Limited ('the Holding Company') and its subsidiaries (the Holding Company and its subsidiaries together referred to as 'the Group'), comprising of the consolidated Balance sheet as at March 31, 2022, the consolidated Statement of Profit and Loss, including the statement of Other Comprehensive income/(loss), the consolidated Cash Flow Statement and the consolidated Statement of Changes in Equity for the year then ended, and notes to the consolidated financial statements, including a summary of significant accounting policies and other explanatory information (hereinafter referred to as "the consolidated financial statements").

In our opinion and to the best of our information and according to the explanations given to us and based on the consideration of reports of other auditors on separate financial statements and on the other financial information of the subsidiaries, except for the effects of the matters described in the 'Basis for Qualified Opinion' section of our report, the aforesaid consolidated financial statements give the information required by the Companies Act, 2013, as amended ("the Act") in the manner so required and give a true and fair view in conformity with the accounting principles generally accepted in India, of the consolidated state of affairs of the Group as at March 31, 2022, their consolidated loss including other comprehensive income/(loss), their consolidated cash flows and the consolidated changes in equity for the year ended on that date.

Basis for Qualified Opinion

As stated in note 8 to the accompanying consolidated financial statements, certain subsidiaries of the Holding Company has provided loans to one of its erstwhile Director and to the entity in which such Director holds substantial interest amounting to Rs 276.68 lakhs. In the absence of sufficient and appropriate audit evidence regarding compliance with relevant provisions of the Act and recoverability of the loans, the consequential impact is presently unascertainable.

Further, the auditors of these subsidiaries have issued Qualified Opinion in their respective audit reports issued for the year ended March 31, 2022, with regard to the aforesaid matter.

We conducted our audit of the consolidated financial statements in accordance with the Standards on Auditing (Sas), as specified under section 143(10) of the Act. Our responsibilities under those Standards are further

described in the 'Auditor's Responsibilities for the Audit of the consolidated financial statements' section of our report. We are independent of the Group in accordance with the 'Code of Ethics' issued by the Institute of Chartered Accountants of India together with the ethical requirements that are relevant to our audit of the consolidated financial statements under the provisions of the Act and the Rules thereunder, and we have fulfilled our other ethical responsibilities in accordance with these requirements and the Code of Ethics. We believe that the audit evidence we have obtained is sufficient and appropriate to provide a basis for our Qualified audit opinion on the consolidated financial statements.

Other Information

The Holding Company's Board of Directors is responsible for the other information. The other information comprises the information included in the Board Report but does not include the consolidated financial statements and our auditor's report thereon.

Our opinion on the consolidated financial statements does not cover the other information and we do not express any form of assurance conclusion thereon.

In connection with our audit of the consolidated financial statements, our responsibility is to read the other information and, in doing so, consider whether such other information is materially inconsistent with the consolidated financial statements or our knowledge obtained in the audit or otherwise appears to be materially misstated. If, based on the work we have performed, we conclude that there is a material misstatement of this other information, we are required to report that fact. We have nothing to report in this regard.

Responsibility of Management for the Consolidated Financial Statements

The Holding Company's Board of Directors is responsible for the preparation and presentation of these consolidated financial statements in terms of the requirements of the Act that give a true and fair view of the consolidated financial position, consolidated financial performance including other comprehensive income/(loss) and consolidated cash flows of the Group in accordance with the accounting principles generally accepted in India, including the Indian Accounting Standards (Ind AS) specified under section 133 of the Act read with the Companies (Accounting Standards) Rules, 2015, as amended. The respective Board of Directors of the Companies included in the Group are responsible for maintenance of adequate accounting records in accordance with the provisions of the Act for safeguarding

of the assets of the Group and for preventing and detecting frauds and other irregularities; selection and application of appropriate accounting policies; making judgments and estimates that are reasonable and prudent; and the design, implementation and maintenance of adequate internal financial controls, that were operating effectively for ensuring the accuracy and completeness of the accounting records, relevant to the preparation and presentation of the consolidated financial statements that give a true and fair view and are free from material misstatement, whether due to fraud or error which have been used for the purpose of preparation of the consolidated financial statements by the Board of Directors of the Holding Company, as aforesaid.

In preparing the consolidated financial statements, the respective Board of Directors of the Companies included in the Group are responsible for assessing the ability of the Group to continue as a going concern, disclosing, as applicable, matters related to going concern and using the going concern basis of accounting unless management either intends to liquidate the Group or to cease operations, or has no realistic alternative but to do so.

Those respective Board of Directors of the Companies included in the Group are also responsible for overseeing the financial reporting process of the Group.

Auditor's Responsibilities for the Audit of the Consolidated Financial Statements

Our objectives are to obtain reasonable assurance about whether the consolidated financial statements as a whole are free from material misstatement, whether due to fraud or error, and to issue an auditor's report that includes our opinion. Reasonable assurance is a high level of assurance but is not a guarantee that an audit conducted in accordance with SAs will always detect a material misstatement when it exists. Misstatements can arise from fraud or error and are considered material if, individually or in the aggregate, they could reasonably be expected to influence the economic decisions of users taken on the basis of these consolidated financial statements.

As part of an audit in accordance with SAs, we exercise professional judgment and maintain professional skepticism throughout the audit. We also:

- Identify and assess the risks of material misstatement of the consolidated financial statements, whether due to fraud or error, design and perform audit procedures responsive to those risks, and obtain audit evidence that is sufficient and appropriate to provide a basis for our opinion. The risk of not detecting a material misstatement resulting from fraud is higher than for one resulting from error, as

fraud may involve collusion, forgery, intentional omissions, misrepresentations, or the override of internal control.

- Obtain an understanding of internal control relevant to the audit in order to design audit procedures that are appropriate in the circumstances. Under section 143(3)(i) of the Act, we are also responsible for expressing our opinion on whether the Holding Company has adequate internal financial controls with reference to consolidated financial statements in place and the operating effectiveness of such controls.

- Evaluate the appropriateness of accounting policies used and the reasonableness of accounting estimates and related disclosures made by management.

- Conclude on the appropriateness of management's use of the going concern basis of accounting and, based on the audit evidence obtained, whether a material uncertainty exists related to events or conditions that may cast significant doubt on the Group's ability to continue as a going concern. If we conclude that a material uncertainty exists, we are required to draw attention in our auditor's report to the related disclosures in the consolidated financial statements or, if such disclosures are inadequate, to modify our opinion. Our conclusions are based on the audit evidence obtained up to the date of our auditor's report. However, future events or conditions may cause the Group to cease to continue as a going concern.

- Evaluate the overall presentation, structure and content of the consolidated financial statements, including the disclosures, and whether the consolidated financial statements represent the underlying transactions and events in a manner that achieves fair presentation.

- Obtain sufficient appropriate audit evidence regarding the financial information of the entities or business activities within the Group of which we are the independent auditors, to express an opinion on the consolidated financial statements. We are responsible for the direction, supervision and performance of the audit of the financial statements of such entities included in the consolidated financial statements of which we are the independent auditors. For the other entities included in the consolidated financial statements, which have been audited by other auditors, such other auditors remain responsible for the direction, supervision and performance of the audits carried out by them. We remain solely responsible for our audit opinion.

We communicate with those charged with governance of the Holding Company and such other entities included in the consolidated financial statements of which we are

To the Members of Kurlon Enterprise Limited
Report on the Audit of the **CONSOLIDATED** Financial Statements

To the Members of Kurlon Enterprise Limited
Report on the Audit of the **CONSOLIDATED** Financial Statements

independent auditors regarding, among other matters, the planned scope and timing of the audit and significant audit findings, including any significant deficiencies in internal control that we identify during our audit.

We also provide those charged with governance with a statement that we have complied with relevant ethical requirements regarding independence, and to communicate with them all relationships and other matters that may reasonably be thought to bear on our independence, and where applicable, related safeguards.

Other Matters

a) We did not audit the financial statements and other financial information, in respect of eight subsidiaries, whose financial statements include total assets of Rs. 3,733.97 lakhs as on March 31, 2022, and total revenues of Rs. 15,667.62 lakhs and net cash outflows of Rs 179.18 lakhs (without giving effect to elimination of intercompany transactions) for the year ended on that date. These financial statements and other financial information have been audited by other auditors, whose financial statements, other financial information and auditor's reports have been furnished to us by the management. Our opinion on the consolidated financial statements, in so far as it relates to the amounts and disclosures included in respect of these subsidiaries and our report in terms of sub-sections (3) of Section 143 of the Act, in so far as it relates to the aforesaid subsidiaries, is based solely on the reports of such other auditors.

b) The consolidated financial statements of the Group for the year ended March 31, 2021, included in these consolidated financial statements, have been audited by the predecessor auditor who expressed an unmodified opinion on those statements on October 28, 2021.

Our opinion above on the consolidated financial statements, and our report on Other Legal and Regulatory Requirements below, is not modified in respect of the above matters with respect to our reliance on the work done and the reports of the other auditors and the financial statements and other financial information certificate by the management.

Report on Other Legal and Regulatory Requirements

1. As required by the Companies (Auditor's Report) Order, 2020 ("the Order"), issued by the Central Government of India in terms of sub-section (11) of section 143 of the Act, based on our audit and on the consideration of report of the other auditors on separate financial statements and the other financial information of subsidiary companies, incorporate in India, as noted in the 'Other Matter

paragraph' we give in the "Annexure 1" a statement on the matters specified in paragraphs 3(xxi) of the Order.

2. As required by Section 143(3) of the Act, based on our audit and on the consideration of report of the other auditors on separate financial statements and the other financial information of subsidiaries, as noted in the 'other matter' paragraph we report, to the extent applicable, that:

(a) We/the other auditors whose report we have relied upon have sought and except for the matter described in the Basis of Qualified Opinion Paragraph, obtained all the information and explanations which to the best of our knowledge and belief were necessary for the purpose of our audit of the aforesaid consolidated financial statements;

(b) Except for the matter described in the Basis for Qualified Opinion Paragraph, in our opinion, proper books of account as required by law relating to preparation of the aforesaid consolidation of the financial statements have been kept so far as it appears from our examination of those books and reports of the other auditors;

(c) The Consolidated Balance Sheet, the Consolidated Statement of Profit and Loss including the Consolidated Statement of Other Comprehensive Income/(loss), the Consolidated Cash Flow Statement and Consolidated Statement of Changes in Equity dealt with by this Report are in agreement with the books of account maintained for the purpose of preparation of the consolidated financial statements;

(d) Except for the effects of the matter described in the Basis for Qualified Opinion paragraph above, in our opinion, the aforesaid consolidated financial statements comply with the Accounting Standards specified under Section 133 of the Act, read with Companies (Indian Accounting Standards) Rules, 2015, as amended;

(e) The qualification relating to the maintenance of accounts and other matters connected therewith are as stated in the Basis for Qualified Opinion paragraph above;

(f) On the basis of the written representations received from the directors of the Holding Company and one subsidiary Company as on March 31, 2022 taken on record by the Board of Directors of the Holding Company and such subsidiary Company and the reports of the statutory auditors who are appointed under Section 139 of the Act, of its subsidiary companies, none of the directors of the Holding Company and subsidiary Companies incorporated in India is disqualified as on March 31, 2022 from being appointed as a director in terms of Section 164(2) of the Act;

(g) With respect to the adequacy of the internal financial controls with reference to these consolidated financial

To the Members of Kurlon Enterprise Limited
Report on the Audit of the **CONSOLIDATED** Financial Statements

statements of the Holding Company and its subsidiary companies incorporated in India, and the operating effectiveness of such controls, refer to our separate Report in "Annexure 2" to this report;

(h) In our opinion and based on the consideration of reports of other statutory auditors of subsidiaries incorporated in India, the managerial remuneration for the year ended March 31, 2022 has been paid/provided by the Holding Company and its subsidiaries incorporated in India to their directors in accordance with provisions of section 197 read with Schedule V to the Act to the extent applicable; and

(i) With respect to the other matters to be included in the Auditor's Report in accordance with Rule 11 of the Companies (Audit and Auditors) Rules, 2014, as amended in our opinion and to the best of our information and according to the explanations given to us and based on the consideration of the report of the other auditors on separate financial statements and other financial information of subsidiaries, as noted in the 'Other Matter' paragraph:

i. The consolidated financial statements disclose the impact of pending litigations on consolidated financial position of the Group- Refer note 38 to the consolidated financial statements;

ii. The Group did not have any long-term contracts including derivative contracts for which there were any material foreseeable losses;

iii. There were no amounts which were required to be transferred to the Investor Education and Protection Fund by the Holding Company and its subsidiaries incorporated in India during the year ended March 31, 2022;

iv. a) The respective managements of the Holding Company and its subsidiaries which are companies incorporated in India whose financial statements have been audited under the Act have represented to us and the other auditors of such subsidiaries, respectively, that to the best of its knowledge and belief, as disclosed in the note 45 to the consolidated financial statements, no funds have been advanced or loaned or invested (either from borrowed funds or share premium or any other sources or kind of funds) by the Holding Company or any of such subsidiaries to or in any other persons or entities, including foreign entities ("Intermediaries"), with the understanding, whether recorded in writing or otherwise, that the Intermediary shall, whether, directly or indirectly lend or invest in other persons or entities identified in any manner whatsoever by or on behalf of the Holding Company or any

of such subsidiaries ("Ultimate Beneficiaries") or provide any guarantee, security or the like on behalf of the Ultimate Beneficiaries;

b) The respective managements of the Holding Company and its subsidiaries which are companies incorporated in India and whose financial statements have been audited under the Act have represented to us and the other auditors of such subsidiaries, respectively, that to the best of its knowledge and belief, as disclosed in the note 45 to the consolidated financial statements, no funds have been received by the respective Holding Company or any of such subsidiaries from any persons or entities, including foreign entities ("Funding Parties"), with the understanding, whether recorded in writing or otherwise, that the Holding Company or any of such subsidiaries shall, whether, directly or indirectly, lend or invest in other persons or entities identified in any manner whatsoever by or on behalf of the Funding Party ("Ultimate Beneficiaries") or provide any guarantee, security or the like on behalf of the Ultimate Beneficiaries; and

c) Based on the audit procedures that have been considered reasonable and appropriate in the circumstances performed by us and that performed by the auditors of the subsidiaries which are companies incorporated in India and whose financial statements have been audited under the Act, nothing has come to our or other auditor's notice that has caused us or the other auditors to believe that the representations under sub-clause (a) and (b) contain any material misstatement.

v. As disclosed in note 15(g) to the consolidated financial statements, the final dividend paid by the Holding Company during the year in respect of the same declared for the previous year is in accordance with section 123 of the Act to the extent it applies to payment of dividend.

As stated in note 15(g) to the consolidated financial statements, the Board of Directors of the Holding Company have proposed final dividend for the year which is subject to the approval of the members at the ensuing Annual General Meeting. The dividend declared is in accordance with section 123 of the Act to the extent it applies to declaration of dividend.

For S. R. Batliboi & Associates LLP

Chartered Accountants

ICAI Firm Registration Number: 101049W/E300004

Per Rajeev Kumar

Partner

Place : Bengaluru

Membership No.: 213803

Date : November 28, 2022

UDIN: 22213803BEIYVL5960

To the Members of Kurlon Enterprise Limited
Report on the Audit of the **CONSOLIDATED** Financial Statements

Annexure '1' referred to in paragraph under the heading "Report on other legal and regulatory requirements" of our report of even date on the Consolidated Financial Statements of Kurlon Enterprise Limited

In terms of the information and explanations sought by us and given by the Company and the books of account and records

| Sl. No. | Name | CIN | Holding company / subsidiary | Clause number of the CARO report which is qualified |
|---------|--|-----------------------|------------------------------|---|
| 1 | Kurlon Enterprise Limited | U36101MH2011PLC222657 | Holding Company | 3 (vii)(a) |
| 2 | Kurlon Retail Limited | U36104KA2012PLC065664 | Subsidiary | 3(ix)(d) |
| 3 | Belvedere International Limited | U52520KA2020PLC142418 | Subsidiary | 3(vii)(a) |
| 4 | Komfort Universe Products and Services Limited | U52520KA2021PLC143244 | Subsidiary | 3(vii)(a) |
| 5 | Kanvas Concepts Private Limited | U74999KA2020PTC138867 | Subsidiary | 3(vii)(a) |
| 6 | Sirar Dhotre Solar Private Limited | U40300KA2016PTC097314 | Subsidiary | 3(iii)(b), (iii)(c), (iii)(d), (iii)(e), (iii)(f), (vii)(a) |
| 7 | Sirar Solar Energies Private Limited | U40106KA2016PTC097367 | Subsidiary | 3(iii)(b), (iii)(c), (iii)(d), (iii)(e), (iii)(f), (vii)(a) |
| 8 | Sevalal Solar Private Limited | U40106KA2016PTC094328 | Subsidiary | 3(iii)(b), (iii)(c), (iii)(d), (iii)(e), (iii)(f), (vii)(a) |
| 9 | Starship Value Chain & Manufacturing Private Limited | U36900KA2020PTC139535 | Subsidiary | None |

For S. R. Batliboi & Associates LLP

Chartered Accountants

ICAI Firm Registration Number: 101049W/E300004

Place : Bengaluru Date : November 28, 2022

Per Rajeev Kumar

Partner

Membership No.: 213803

UDIN: 22213803BEIYVL5960

ANNEXURE '2' REFERRED TO IN PARAGRAPH UNDER THE HEADING "REPORT ON OTHER LEGAL AND REGULATORY REQUIREMENTS" OF OUR REPORT OF EVEN DATE ON THE CONSOLIDATED FINANCIAL STATEMENTS OF KURLON ENTERPRISE LIMITED

Report on the Internal Financial Controls under Clause (i) of Sub-Section 3 of Section 143 of the Companies Act, 2013 ("the Act")

In Conjunction with our audit of the consolidated financial statements of Kurlon Enterprise Limited ("the Holding Company"), its subsidiaries (the Holding Company and its subsidiaries together referred to as "the Group") as of and for the year ended March 31, 2022, we have audited the internal financial controls with reference to consolidated financial statements of the Holding Company and its subsidiary

examined by us in the normal course of audit and to the best of our knowledge and belief, we state that:

(xxi) Qualifications or adverse remarks by the respective auditors in the Companies (Auditors Report) Order (CARO) reports of the companies included in the consolidated financial statements are:

companies incorporated in India, as of that date.

Management's Responsibility for Internal Financial Controls

The respective Board of Directors of the Holding Company, its subsidiaries, which are companies incorporated in India, are responsible for establishing and maintaining internal financial controls based on the internal control over financial reporting criteria established by the Holding Company considering the essential components of internal control stated in the Guidance Note on Audit of Internal Financial Controls Over Financial Reporting issued by the Institute of Chartered Accountants of India ("ICAI"). These responsibilities include the design, implementation and maintenance of adequate internal financial controls that were operating effectively for ensuring the orderly and efficient conduct of its business, including adherence to the Company's policies, the safeguarding of its

To the Members of Kurlon Enterprise Limited
Report on the Audit of the **CONSOLIDATED** Financial Statements

assets, the prevention and detection of frauds and errors, the accuracy and completeness of the accounting records, and the timely preparation of reliable financial information, as required under the Act.

Auditor's Responsibility

Our responsibility is to express an opinion on the Holding Company's internal financial controls with reference to consolidated financial statements based on our audit. We conducted our audit in accordance with the Guidance Note on Audit of Internal Financial Controls Over Financial Reporting (the "Guidance Note") and the Standards on Auditing, as specified under section 143(10) of the Act, to the extent applicable to an audit of internal financial controls, both issued by ICAI. Those Standards and the Guidance Note require that we comply with ethical requirements and plan and perform the audit to obtain reasonable assurance about whether adequate internal financial controls with reference to consolidated financial statements was established and maintained and if such controls operated effectively in all material respects.

Our audit involves performing procedures to obtain audit evidence about the adequacy of the internal financial controls with reference to consolidated financial statements and their operating effectiveness. Our audit of internal financial controls with reference to consolidated financial statements included obtaining an understanding of internal financial controls with reference to these consolidated financial statements, assessing the risk that a material weakness exists, and testing and evaluating the design and operating effectiveness of internal control based on the assessed risk. The procedures selected depend on the auditor's judgement, including the assessment of the risks of material misstatement of the standalone financial statements, whether due to fraud or error.

We believe that the audit evidence we have obtained is sufficient and appropriate to provide a basis for our audit opinion on the internal financial controls with reference to consolidated financial statements.

Meaning of Internal Financial Controls With Reference to Consolidated Financial Statements

A company's internal financial controls with reference to consolidated financial statements is a process designed to provide reasonable assurance regarding the reliability of financial reporting and the preparation of consolidated financial statements for external purposes in accordance with generally accepted accounting principles. A company's internal financial controls with reference to consolidated financial statements includes those policies and procedures that (1) pertain to the maintenance of records that, in reasonable detail, accurately and fairly reflect the transactions and dispositions of the assets of the company; (2) provide reasonable assurance that transactions are recorded as necessary to permit preparation of financial statements in accordance with generally accepted accounting principles, and that receipts and expenditures of the company are being made

only in accordance with authorisations of management and directors of the company; and (3) provide reasonable assurance regarding prevention or timely detection of unauthorised acquisition, use, or disposition of the company's assets that could have a material effect on the consolidated financial statements.

Inherent Limitations of Internal Financial Controls With Reference to Consolidated Financial Statements

Because of the inherent limitations of internal financial controls with reference to consolidated financial statements, including the possibility of collusion or improper management override of controls, material misstatements due to error or fraud may occur and not be detected. Also, projections of any evaluation of the internal financial controls with reference to consolidated financial statements to future periods are subject to the risk that the internal financial control with reference to consolidated financial statements may become inadequate because of changes in conditions, or that the degree of compliance with the policies or procedures may deteriorate.

Opinion

In our opinion, the Holding Company and its subsidiary companies, which are companies incorporated in India, have maintained in all material respects, adequate internal financial controls with reference to consolidated financial statements and such internal financial controls with reference to consolidated financial statements were operating effectively as at March 31, 2022, based on the internal control over financial reporting criteria established by the Holding Company considering the essential components of internal control stated in the Guidance Note issued by the ICAI.

Other matters

a) Our report under Section 143(3)(i) of the Act on the adequacy and operating effectiveness of the internal financial controls over financial reporting with reference to consolidated financial statements insofar as it relates to 7 subsidiaries which are companies incorporated in India, is based on the corresponding report of the auditors of such Companies incorporated in India.

b) Our report under Section 143(3)(i) of the Act on the adequacy and operating effectiveness of the internal financial controls over financial reporting with reference to consolidated financial statements does not cover 2 subsidiary limited liability partnership firms as the internal financial controls over financial reporting is not applicable for this entity.

For S. R. Batliboi & Associates LLP

Chartered Accountants

ICAI Firm Registration Number: 101049W/E300004

Per Rajeev Kumar

Partner

Place : Bengaluru

Date : November 28, 2022

Membership No.: 213803

UDIN: 22213803BEIYVL5960

Consolidated Balance Sheet as at March 31, 2022

| Particulars | Note No. | (₹ in Lakh) | |
|--|----------|----------------------|----------------------|
| | | As at March 31, 2022 | As at March 31, 2021 |
| ASSETS | | | |
| Non-current assets | | | |
| Property, plant and equipment | 4 | 21,106.61 | 21,316.45 |
| Capital work-in-progress | 4 | 415.16 | 703.33 |
| Goodwill | 5 | 2,103.16 | 2,103.16 |
| Other intangible assets | 5 | 274.26 | 405.19 |
| Right of use assets | 6 | 3,489.62 | 4,387.96 |
| Financial assets | | | |
| Loans | 8 | 321.92 | 394.99 |
| Other financial assets | 9 | 1,249.19 | 1,531.85 |
| Income tax assets (net) | 10 | 1,702.48 | 606.20 |
| Other non-current assets | 11 | 2,149.04 | 2,058.34 |
| | | 32,811.44 | 33,507.47 |
| Current assets | | | |
| Inventories | 12 | 12,014.03 | 11,679.75 |
| Financial assets | | | |
| Investments | 7 | 10,710.91 | 11,131.71 |
| Trade receivables | 13 | 5,606.76 | 5,481.07 |
| Cash and cash equivalents | 14 | 512.98 | 574.28 |
| Other bank balances | 14 | 4,250.71 | 3,718.21 |
| Loans | 8 | 56.74 | - |
| Other financial assets | 9 | 164.90 | 362.94 |
| Other current assets | 11 | 6,162.05 | 6,335.95 |
| | | 39,479.08 | 39,283.91 |
| Total | | 72,290.52 | 72,791.38 |
| EQUITY AND LIABILITIES | | | |
| Equity | | | |
| Equity share capital | 15 | 1,827.62 | 1,827.62 |
| Other equity | 16 | 44,308.24 | 46,803.01 |
| Non-controlling interest | | 2.54 | 1.09 |
| | | 46,138.40 | 48,631.72 |
| Liabilities | | | |
| Non-current liabilities | | | |
| Financial liabilities | | | |
| Borrowings | 21 | 62.87 | 44.96 |
| Lease liabilities | 17 | 1,853.20 | 3,043.89 |
| Other financial liabilities | 18 | 5,361.77 | 5,478.51 |
| Provisions | 19 | 521.89 | 658.13 |
| Deferred tax liabilities (net) | 20 | 1,634.45 | 2,381.86 |
| | | 9,434.18 | 11,607.35 |
| Current liabilities | | | |
| Financial liabilities | | | |
| Borrowings | 21 | 693.58 | 1,196.87 |
| Lease liabilities | 17 | 831.68 | 839.54 |
| Trade payables | 22 | | |
| Total outstanding dues of micro enterprises and small enterprises | | 355.45 | 314.96 |
| Total outstanding dues of creditors other than micro enterprises and small enterprises | | 11,636.31 | 8,447.74 |
| Other financial liabilities | 18 | 1,202.86 | 689.52 |
| Provisions | 19 | 602.70 | 167.20 |
| Other current liabilities | 23 | 1,395.36 | 896.48 |
| | | 16,717.94 | 12,552.31 |
| Total | | 72,290.52 | 72,791.38 |
| Summary of significant accounting policies | 3 | | |
| The accompanying notes are an integral part of the consolidated financial statements | | | |

As per our report of even date attached

For S. R. Batliboi & Associates LLP

Chartered Accountants
ICAI Firm Registration Number: 101049W/E300004

Per Rajeev Kumar

Partner
Membership No.: 213803Place : Bengaluru
Date : November 28, 2022

For and on behalf of Board of Directors of

Kurlon Enterprise Limited CIN: U36101MH2011PLC222657

Tonse Sudhakar Pai

Managing Director
DIN : 00043298Jyothi Ashish Pradhan
Chief Executive OfficerPlace : Bengaluru
Date : November 28, 2022

H. N. Shrinivas

Director
DIN - 07178853Abhilash Padmanabh Kamti
Chief Financial OfficerPlace : Bengaluru
Date : November 28, 2022Monu Kumar
Company Secretary

Consolidated Statement of Profit and Loss for the year ended March 31, 2022

| Particulars | Note No. | (₹ in Lakh) | |
|---|----------|---------------------------|---------------------------|
| | | Year ended March 31, 2022 | Year ended March 31, 2021 |
| Income | | | |
| Revenue from operations | 24 | 79,515.38 | 75,882.37 |
| Other income | 25 | 1,364.81 | 842.87 |
| Total income | | 80,880.19 | 76,725.23 |
| Expenses | | | |
| Cost of raw material consumed | 26 | 36,361.81 | 32,529.63 |
| Purchase of traded goods | 27 | 8,856.30 | 7,461.91 |
| Changes in inventories of finished goods, work-in-progress and traded goods | 28 | 442.82 | 1,293.18 |
| Employee benefit expense | 29 | 7,362.27 | 6,680.60 |
| Finance costs | 30 | 572.96 | 526.99 |
| Depreciation and amortisation expense | 31 | 3,604.62 | 3,125.37 |
| Other expenses | 32 | 24,564.27 | 17,168.34 |
| Total expenses | | 81,765.05 | 68,786.03 |
| Profit/(Loss) before exceptional items and tax | | (884.86) | 7,939.20 |
| Exceptional items [Refer Note 7(i)] | | - | 2,018.68 |
| Profit/(Loss) before tax | | (884.86) | 5,920.52 |
| Tax expense | | | |
| Current tax | | 575.12 | 1,798.47 |
| Tax relating to earlier years | | (154.20) | 0.11 |
| Deferred tax charge/(credit) | | (747.41) | 762.07 |
| Total tax expense | | (326.49) | 2,560.65 |
| Profit/(Loss) for the year | | (558.37) | 3,359.87 |
| Profit/(Loss) for the year attributable to : | | | |
| Owners of the Company | | (559.81) | 3,361.54 |
| Non-controlling interest | | 1.44 | (1.67) |
| Other comprehensive income/(loss), net of tax | | | |
| Items that will not be reclassified subsequently to profit or loss in subsequent period | | | |
| Re-measurement gain/(loss) on defined benefit plan | | (145.01) | (75.30) |
| Income tax effect | | 37.68 | 18.24 |
| Total other comprehensive income/(loss) for the year | | (107.33) | (57.06) |
| Total comprehensive income/(loss) for the year | | (665.70) | 3,302.81 |
| Total comprehensive income/(loss) for the year attributable to : | | | |
| Owners of the Company | | (667.14) | 3,305.23 |
| Non-controlling interest | | 1.44 | (2.42) |
| Earnings/(Loss) per equity share : | | | |
| Basic and Diluted [Nominal value of shares Rs. 5 (March 31, 2021 : Rs. 5)] | 33 | (1.53) | 9.19 |
| Summary of significant accounting policies | 3 | | |
| The accompanying notes are an integral part of the consolidated financial statements | | | |

As per our report of even date attached

For S. R. Batliboi & Associates LLP

Chartered Accountants
ICAI Firm Registration Number: 101049W/E300004

Per Rajeev Kumar

Partner
Membership No.: 213803Place : Bengaluru
Date : November 28, 2022

For and on behalf of Board of Directors of

Kurlon Enterprise Limited CIN: U36101MH2011PLC222657

Tonse Sudhakar Pai

Managing Director
DIN : 00043298Jyothi Ashish Pradhan
Chief Executive OfficerPlace : Bengaluru
Date : November 28, 2022

H. N. Shrinivas

Director
DIN - 07178853Abhilash Padmanabh Kamti
Chief Financial OfficerPlace : Bengaluru
Date : November 28, 2022Monu Kumar
Company Secretary

Consolidated Cash Flow Statement for the year ended March 31, 2022

| Particulars | Year ended March 31, 2022 | Year ended March 31, 2021 |
|--|------------------------------|------------------------------|
| (₹ in Lakh) | | |
| A. Cash flows from Operating Activities | | |
| Profit/(Loss) before exceptional items and tax | (884.86) | 7,939.20 |
| Non cash adjustment to reconcile profit/(loss) before tax to net cash flows | | |
| Depreciation and amortisation expense | 3,604.62 | 3,125.37 |
| Loss on sale of property, plant and equipment | 339.09 | 294.38 |
| Advance to suppliers written off | - | 29.45 |
| Bad debts written off | 0.09 | 1.35 |
| Deposits written off | 31.46 | 22.75 |
| Gain on modification/termination of lease | (363.83) | - |
| Provision for bad and doubtful debts | 594.68 | 250.96 |
| Provision for doubtful advances | 45.31 | - |
| Provision for warranty | 328.80 | 97.17 |
| Fair value gain on mutual fund at fair value through profit or loss | (125.48) | (411.97) |
| Gain on sale of investments in mutual funds | (355.41) | (46.92) |
| Liabilities no longer required written back | (40.48) | - |
| Interest expenses | 438.73 | 393.59 |
| Interest income | (297.97) | (200.87) |
| Operating cash flow before working capital changes | 3,314.75 | 11,494.46 |
| Movements in working capital : | | |
| Increase/(decrease) in trade payables | 3,206.47 | (3,164.43) |
| Increase/(decrease) in other financial liabilities | 294.29 | 233.36 |
| Increase/(decrease) in other liabilities | 539.36 | 670.47 |
| Increase/(decrease) in provisions | (174.55) | (170.36) |
| Decrease/(increase) in inventories | (334.28) | 610.17 |
| Decrease/(increase) in trade receivables | (716.99) | 971.97 |
| Decrease/(increase) in loans | 16.33 | (394.99) |
| Decrease/(increase) in other financial assets | 28.81 | (87.45) |
| Decrease/(increase) in other assets | 128.59 | 4,151.14 |
| Cash generated from operations | 6,302.78 | 14,314.34 |
| Direct taxes paid (net of refunds) | (1,479.52) | (1,272.96) |
| Net cash flow from operating activities (A) | 4,823.26 | 13,041.38 |
| B. Cash flows from investing activities | | |
| Purchase of property, plant and equipment, including capital work in progress and capital advances | (2,302.01) | (5,454.36) |
| Investment in bank deposits | (3,785.50) | (3,867.55) |
| Redemption in bank deposits | 3,563.05 | - |
| Purchase of investments | (8,999.58) | (7,657.69) |
| Sale of investments | 9,901.28 | 6,460.47 |
| Proceeds from sale of property, plant and equipment | 86.82 | 149.89 |
| Movement in earmarked balances, net | (1.76) | (2.75) |
| Interest received | 270.95 | 104.42 |
| Net cash flow (used in) investing activities (B) | (1,266.75) | (10,267.57) |
| C. Cash flows from financing activities | | |
| Net (repayment of)/proceeds from short-term borrowings | (485.38) | (1,147.19) |
| Repayment of lease liabilities | (881.65) | (645.25) |
| Interest paid | (418.96) | (384.65) |
| Dividend paid | (1,827.61) | (1,279.33) |
| Net cash flow (used in) financing activities (C) | (3,613.60) | (3,456.42) |
| Net increase/(decrease) in cash and cash equivalents (A + B + C) | (57.09) | (682.61) |
| Cash and cash equivalents at the beginning of the year | 564.09 | 1,246.70 |
| Cash and cash equivalents at the end of the year | 507.00 | 564.09 |
| Components of cash and cash equivalents as at end of the year | | |
| Cash in hand | 6.78 | 9.96 |
| Balances with banks : | | |
| - In current accounts | 500.22 | 554.13 |
| Total cash and cash equivalents (Refer Note 14) | 507.00 | 564.09 |
| Non-cash investing and financing activities | | |
| Acquisitions to right-of-use assets (Refer Note 6) | 1,547.16 | 501.30 |
| Refer Note 21 for change in liabilities arising from financing activities | | |
| Summary of significant accounting policies | 3 | |
| The accompanying notes are an integral part of the consolidated financial statements | | |

As per our report of even date attached

For S. R. Batliboi & Associates LLP

Chartered Accountants
ICAI Firm Registration Number: 101049W/E300004

Per Rajeev Kumar

Partner
Membership No.: 213803Place : Bengaluru
Date : November 28, 2022

For and on behalf of Board of Directors of

Kurlon Enterprise Limited CIN: U36101MH2011PLC222657

Tonse Sudhakar Pai

Managing Director
DIN : 00043298Jyothi Ashish Pradhan
Chief Executive OfficerPlace : Bengaluru
Date : November 28, 2021

H. N. Shrinivas

Director
DIN - 07178853Abhilash Padmanabh Kamti
Chief Financial OfficerMonu Kumar
Company Secretary

Statement of Changes in Equity for year ended March 31, 2022

(a) Equity share capital

Equity share of Rs. 5 each (March 31, 2021: Rs. 5 each) issued, subscribed and fully paid

| | March 31, 2022 | | March 31, 2021 | |
|-------------------------------|--------------------|-----------------|--------------------|-----------------|
| | Nos. | Amount | Nos. | Amount |
| At the beginning of the year | 3,65,52,261 | 1,827.62 | 3,63,82,393 | 1,819.12 |
| Changes during the year | - | - | 1,69,868 | 8.50 |
| At the end of the year | 3,65,52,261 | 1,827.62 | 3,65,52,261 | 1,827.62 |

b. Other Equity

| | Attributable to the equity holders of the Holding Company | | | | | | Non-controlling interests | Total equity |
|---|---|-----------------|--------------------|-----------------|-------------------|------------------|---------------------------|------------------|
| | Share application money pending allotment | Capital reserve | Securities premium | General reserve | Retained earnings | Total | | |
| Balance as at April 01, 2020 | 3,249.40 | 57.14 | 11,619.58 | 1,286.11 | 28,561.79 | 44,774.02 | 0.93 | 44,774.95 |
| Transfer to equity share capital on issue of shares | (8.50) | - | - | - | - | (8.50) | - | (8.50) |
| Transfer to securities premium on issue of shares | (3,240.90) | - | 3,240.90 | - | - | - | - | - |
| Capital reserve arising on consolidation | - | 3.83 | - | - | - | 3.83 | - | 3.83 |
| Transfer to non-controlling interest | - | - | - | - | (0.16) | (0.16) | 0.16 | - |
| Adjustments on consolidation | - | - | - | - | 10.34 | 10.34 | - | 10.34 |
| Profit for the year | - | - | - | - | 3,359.87 | 3,359.87 | - | 3,359.87 |
| Other comprehensive income | - | - | - | - | (57.06) | (57.06) | - | (57.06) |
| Dividend paid | - | - | - | - | (1,279.33) | (1,279.33) | - | (1,279.33) |
| Transferred to capital reserve (Refer Note 16(a)) | - | 251.27 | - | - | (251.27) | - | - | - |
| Balance as at March 31, 2021 | - | 312.24 | 14,860.48 | 1,286.11 | 30,344.18 | 46,803.01 | 1.09 | 46,804.10 |
| Profit for the year | - | - | - | - | (558.37) | (558.37) | - | (558.37) |
| Other comprehensive income | - | - | - | - | (107.33) | (107.33) | - | (107.33) |
| Transfer to non-controlling interest | - | - | - | - | (1.44) | (1.44) | 1.44 | - |
| Dividend paid | - | - | - | - | (1,827.61) | (1,827.61) | - | (1,827.61) |
| Balance as at March 31, 2022 | - | 312.24 | 14,860.48 | 1,286.11 | 27,849.41 | 44,308.24 | 2.54 | 44,310.79 |

Securities premium - This reserve is used to record premium on issue of shares and can be utilised only for limited purposes in accordance with the provisions of the Companies Act, 2013.

General reserve - Under the erstwhile Companies Act 1956, general reserve was created through an annual transfer of net income at a specified percentage in accordance with applicable regulations. The purpose of these transfers was to ensure that if a dividend distribution in a given year is more than 10% of the paid-up capital of the Company for that year, then the total dividend distribution is less than the total distributable results for that year. Consequent to introduction of Companies Act 2013, the requirement to mandatorily transfer a specified percentage of the net profit to general reserve has been withdrawn. However, the amount previously transferred to the general reserve can be utilised only in accordance with the specific requirements of Companies Act, 2013.

Retained earnings - Retained earnings are the profits/(loss) that the Company has earned/incurred till date, less any transfers to general reserve, dividends or other distributions paid to shareholders. Retained earnings include re-measurement loss/(gain) on defined benefit plans, net of taxes that will not be reclassified to Statement of Profit and Loss.

The accompanying notes are an integral part of the consolidated financial statements

As per our report of even date attached

For S. R. Batliboi & Associates LLP

Chartered Accountants
ICAI Firm Registration Number: 101049W/E300004

Per Rajeev Kumar

Partner
Membership No.: 213803Place : Bengaluru
Date : November 28, 2022

For and on behalf of Board of Directors of

Kurlon Enterprise Limited CIN: U36101MH2011PLC222657

Tonse Sudhakar Pai

Managing Director
DIN : 00043298Jyothi Ashish Pradhan
Chief Executive OfficerPlace : Bengaluru
Date : November 28, 2021

H. N. Shrinivas

Director
DIN - 07178853Abhilash Padmanabh Kamti
Chief Financial OfficerMonu Kumar
Company Secretary

Notes to the **CONSOLIDATED** Financial Statements
for the year ended March 31, 2022**1. Corporate information**

Kurlon Enterprise Limited (referred to as “the Holding Company”) together with its subsidiaries (collectively referred to as the “Group”). The Holding Company was incorporated in Mumbai, India on October 03, 2011, as a public limited company under the Companies Act. The Holding Company is a subsidiary of Kurlon Limited and is engaged in the business of manufacturing/trading in diverse areas such as rubberized coir, latex foam, polyurethane foam, bonded foam, pillows, spring mattresses, furniture, furnishings, sofas etc.

The Group in addition to the Holding Company comprises the following consolidated entities:

| Sl. No. | Name of the entity | Country of incorporation | Relationship | % Ownership interest as at March 31, 2022 | % Ownership interest as at March 31, 2021 |
|---------|--|--------------------------|--------------|---|---|
| 1 | Kurlon Retail Limited | India | Subsidiary | 100% | 100% |
| 2 | Sevalal Solar Private Limited | India | Subsidiary | 93.8% | 93.8% |
| 3 | Sirar Dhotre Private Limited | India | Subsidiary | 93.8% | 93.8% |
| 4 | Sirar Solar Private Limited | India | Subsidiary | 93.8% | 93.8% |
| 5 | Belvedere International Limited | India | Subsidiary | 100% | 100% |
| 6 | Komfort Universe Products and Services Limited | India | Subsidiary | 100% | 100% |
| 7 | Starship Value chain and Manufacturing Private Limited # | India | Subsidiary | 100% | 100% |
| 8 | Kanvas Concepts Private Limited | India | Subsidiary | 100% | 100% |
| 9 | Home Komfort Retail LLP * | India | Subsidiary | 100% | - |
| 10 | Starship Global VCT LLP # | India | Subsidiary | 100% | 100% |

* The Holding Company has considered Home Komfort Retail LLP as controlled entity w.e.f. April 01, 2021, as the partners of the said LLP are holding ownership on behalf of Holding Company and accordingly, the said LLP has been consolidated w.e.f. April 01, 2021 as a subsidiary.

During the year ended March 31, 2022, the Holding Company's subsidiary, Starship Value Chain and Manufacturing Private Limited has acquired business from Starship Global VCT LLP vide Business transfer agreement dated March 01, 2022, which was carrying on business on behalf of the Holding Company. Pursuant to the Appendix C of Ind AS 103 - Business Combinations, the subsidiary company has accounted the acquired business under the common control method (refer note 47).

The Group's consolidated financial statements for the year ended March 31, 2022 were approved by Board of Directors on November 28, 2022.

2. Basis of preparation

The consolidated financial statements of the Group have

been prepared in accordance with Indian Accounting Standards (Ind AS) notified under the Companies (Indian Accounting Standards) Rules, 2015 (as amended from time to time) and presentation requirements of Division II of Schedule III to the Companies Act, 2013, (Ind AS compliant Schedule III), as applicable.

The consolidated financial statements have been prepared on an accrual basis under the historical cost convention except for the following that are measured at fair value as required by relevant Ind AS:

- Certain financial assets and liabilities measured at fair value (refer accounting policy regarding financial instruments)

These consolidated financial statements are presented in Indian Rupee, which is also functional currency of the Group. All the values are rounded off to the nearest lakhs, unless otherwise indicated.

The Group has prepared the consolidated financial statements on the basis that it will continue to operate as a going concern.

Notes to the **CONSOLIDATED** Financial Statements
for the year ended March 31, 2022**(a) Measurement of fair values**

The Group measures financial instruments, such as, derivatives at fair value at each balance sheet date.

‘Fair value’ is the price that would be received to sell an asset or paid to transfer a liability in an orderly transaction between market participants at the measurement date. The fair value measurement is based on the presumption that the transaction to sell the asset or transfer the liability takes place either:

- In the principal market for the asset or liability, or
- In the absence of a principal market, in the most advantageous market for the asset or liability

The principal or the most advantageous market must be accessible by the Group.

The fair value of an asset or a liability is measured using the assumptions that market participants would use when pricing the asset or liability, assuming that market participants act in their economic best interest.

A fair value measurement of a non-financial asset takes into account a market participant's ability to generate economic benefits by using the asset in its highest and best use or by selling it to another market participant that would use the asset in its highest and best use.

The Group uses valuation techniques that are appropriate in the circumstances and for which sufficient data are available to measure fair value, maximising the use of relevant observable inputs and minimising the use of unobservable inputs. All assets and liabilities for which fair value is measured or disclosed in the consolidated financial statements are categorised within the fair value hierarchy, described as follows, based on the lowest level input that is significant to the fair value measurement as a whole:

- Level 1 - Quoted (unadjusted) market prices in active markets for identical assets or liabilities
- Level 2 - Valuation techniques for which the lowest level input that is significant to the fair value measurement is directly or indirectly observable
- Level 3 - Valuation techniques for which the lowest level input that is significant to the fair value measurement is unobservable.

For assets and liabilities that are recognised in the Consolidated financial statements on a recurring basis,

the Group determines whether transfers have occurred between levels in the hierarchy by re-assessing categorisation (based on the lowest level input that is significant to the fair value measurement as a whole) at the end of each reporting period.

(b) Current versus non-current classification

The Group presents assets and liabilities in the balance sheet based on current/non-current classification.

An asset is treated as current when it is:

- Expected to be realized or intended to be sold or consumed in normal operating cycle
- Held primarily for the purpose of trading
- Expected to be realized within twelve months after the reporting period, or
- Cash or cash equivalent unless restricted from being exchanged or used to settle a liability for at least twelve months after the reporting period

All other assets are classified as non-current.

A liability is current when:

- It is expected to be settled in normal operating cycle,
- It is held primarily for the purpose of trading,
- It is due to be settled within twelve months after the reporting period, or
- There is no unconditional right to defer the settlement of the liability for at least twelve months after the reporting period.

The Group classifies all other liabilities as non-current. The terms of the liability that could, at the option of the counterparty, result in its settlement by the issue of equity instruments do not affect its classification.

Deferred tax assets and liabilities are classified as non-current assets and liabilities.

The operating cycle is the time between the acquisition of assets for processing and their realisation in cash and cash equivalents. The Group has identified twelve months as its operating cycle.

(c) Use of estimates and judgements

In preparing these consolidated financial statements, management has made judgements, estimates and assumptions that affect the application of accounting policies and the reported amounts of assets, liabilities, the disclosures of contingent assets and liabilities at the date of the consolidated financial statements and

Notes to the **CONSOLIDATED** Financial Statements
for the year ended March 31, 2022

reported amounts of income and expenses during the period. Actual results may differ from these estimates.

Appropriate changes in estimates are made as management becomes aware of changes in circumstances surrounding estimate. Changes in estimate are reflected in the consolidated financial statements in the period in which changes are made and, if material, their effects are disclosed in the notes to the consolidated financial statements.

Judgements :

Information about judgements made in applying accounting policies that have the most significant effects on the amounts recognised in the consolidated financial statements is included in the following notes:

- Note 3.1 - Business combination: Whether the Group has de facto control over an investee;
- Note 3.2 and Note 3.3 - Useful life of property, plant and equipment and intangible assets;
- Note 3.8 - Measurement of defined benefit obligations: key actuarial assumptions.
- Note 3.9 - Provision for income tax and valuation of deferred tax assets/liabilities.
- Note 3.14 - Valuation of financial instrument; and
- Note 3.15 - Lease classification and determination of lease term;

Assumption and estimation uncertainties:

Information about assumptions and estimation uncertainties that have a significant risk of resulting in a material adjustment is included in the following notes:

- Note 2(a) - Fair value measurement
- Note 3.3 - Impairment of financial assets
- Note 3.3 - Impairment test of non-financial assets; key assumptions underlying recoverable amounts including the recoverability of expenditure on internally-generated intangible assets;
- Note 3.9 - Recognition of deferred tax assets: based upon likely timing and the level of future taxable profits together with future tax planning strategies;
- Note 3.11 - Recognition and measurement of provisions and contingencies: key assumptions about the likelihood and magnitude of an outflow of resources;

3. Summary of significant accounting policies**3.1. Business combination :**

In accordance with Ind AS 103, the Group accounts for

business combinations using the acquisition method when control is transferred to the Group. The consideration transferred for the business combination is generally measured at fair value as at the date the control is acquired (acquisition date), as are the net identifiable assets acquired. Any goodwill that arises is tested annually for impairment. Any gain on bargain purchase is recognised in Other Comprehensive Income ("OCI") and accumulated in equity as capital reserve if there exist clear evidence of the underlying reason for classifying the business combination as resulting in bargain purchase; otherwise the gain is recognised directly in equity as capital reserve. Transaction cost are expensed as incurred, except to the extent related to debt or equity securities.

The consideration transferred does not include amounts related to the settlement of pre-existing relationships with the acquiree. Such amounts are generally recognised in the consolidated statement of profit and loss.

Any contingent consideration is measured at fair value at the date of acquisition. If an obligation to pay contingent consideration that meets the definition of a financial instrument is classified as equity, then it is not remeasured subsequently, and settlement is accounted for within equity. Other contingent consideration is remeasured at fair value at each reporting date and changes in the fair value of the contingent consideration are recognised in the consolidated statement of profit and loss.

If business combination is achieved in stages, any previous held equity interest in the acquiree is re-measured to its acquisition date fair value and any resulting gain or loss is recognised in consolidated statement of profit and loss or OCI, as appropriate.

Business combinations (common control business combinations)

Business combinations arising from transfer of interests in entities that are under the control of the shareholder that controls the Group are accounted for as if the acquisition had occurred at the beginning of the earliest comparative presented period or, if later, at the date that the common control was established; for this purpose comparatives are revised.

The assets and liabilities acquired are recognised at their carrying amounts. The identity of the reserves is

preserved and they appear in the consolidated financial statements of the Group in the same form in which they appeared in the financial statements of the acquired entity. The difference, if any, between the consideration and the amount of share capital of the acquired entity is transferred to capital reserve.

Basis of consolidation**Subsidiaries and controlled trust**

Subsidiaries and controlled trust are entities controlled by the Group. The Group controls an entity when it is exposed to, or has right to, variable returns from its involvement with the entity and has the ability to affect those returns through its power over the entity. The financial statements of subsidiaries and controlled trust are included in the consolidated financial statements from the date on which control commences until the date on which control ceases. The financial statements of the subsidiaries and controlled trust are consolidated on a line by line basis. Intra-group balances and transactions, and any unrealised income and expenses arising from intra group transactions, are eliminated. Unrealised losses are eliminated in the same way as unrealised gains, but only to the extent that there is no evidence of impairment.

Non-controlling interest ("NCI")

NCI are measured at their proportionate share of the acquiree's net identifiable assets at the date of acquisition. Changes in the Group's interest in the subsidiary that do not result in a loss of control are accounted for as equity transactions.

Goodwill

Goodwill represents the cost of business acquisition in excess of the Group's interest in the net fair value of identifiable assets, liabilities and contingent liabilities of the acquiree. When the net fair value of the identifiable assets, liabilities and contingent liabilities acquired ("net assets") exceeds the cost of business acquisition, the excess of net assets over cost of business acquisition is recognised immediately in capital reserve. Goodwill is measured at cost less accumulated impairment losses.

Loss of control

When the Group loses control over a subsidiary or a controlled trust, it derecognizes the assets and liabilities of the subsidiary or the controlled trust, and any related NCI and other components of equity. Any interest

retained in the former subsidiary is measured at fair value at the date the control is lost. Any resulting gain or loss is recognised in the consolidated statement of profit and loss.

Equity accounted investee

The Group's interest in equity accounted investees comprise interests in associate. An associate is an entity in which Group has significant influence, but no control or joint control over the financial and operating policies. Interest in associate are accounted for using the equity method. They are initially recognised at cost which includes transaction costs. Subsequent to initial recognition, the consolidated financial statements include the Group's share of profit and loss and OCI of equity- accounted investees until the date on which significant influence ceases.

Unrealized gains arising from transactions with equity accounted investees are eliminated against the investment to the extent of the Group's interest in the investee.

3.2. Property, plant and equipment**Recognition and measurement**

Property, plant and equipment are stated at historical cost less accumulated depreciation, and accumulated impairment loss, if any. Historical cost comprises of the purchase price including duties and non-refundable taxes, borrowing cost if capitalisation criteria's are met, directly attributable expenses incurred to bring the asset to the location and condition necessary for it to be capable of being operated in the manner intended by management and initial estimate of decommissioning, restoring and similar liabilities.

Capital work in progress is stated at cost, net of accumulated impairment loss if any.

Subsequent costs related to an item of property, plant and equipment are recognised as a separate asset, as appropriate, only when it is probable that future economic benefits associated with the item will flow to the Group and the cost of the item can be measured reliably. The carrying amount of any component accounted for as a separate asset is derecognised when replaced. All other repairs and maintenance are recognised in statement of profit and loss during the reporting period when they are incurred.

Notes to the **CONSOLIDATED** Financial Statements
for the year ended March 31, 2022

Notes to the **CONSOLIDATED** Financial Statements
for the year ended March 31, 2022

An item of property, plant and equipment is derecognised on disposal or when no future economic benefits are expected from its use or disposal. The gains or losses arising from derecognition are measured as the difference between the net disposal proceeds and the

carrying amount of the asset and are recognised in the statement of profit and loss when the asset is derecognised.

Depreciation is calculated using the straight-line method over their estimated useful lives as follows:

| Asset description | Useful life in years as per Schedule II | Useful life as per Company |
|------------------------|---|----------------------------|
| Buildings | 30 | 30 |
| Plant and equipment | 15 | 10 and 15 |
| Furniture and fixtures | 10 | 10 |
| Office equipment | 5 | 5 |
| Vehicles | 8 | 8 |
| Computers | 3 and 6 | 3 and 6 |

The assets residual values and useful life are reviewed, and adjusted if appropriate, at the end of each reporting period. An asset's carrying amount is written down immediately to its recoverable amount if the asset's carrying amount is greater than its estimated recoverable amount.

3.3. Goodwill and other intangible assets**Recognition and measurement****Goodwill**

Goodwill being the excess of the aggregate consideration transferred over the net identifiable assets acquired and liabilities assumed, is stated at cost, less impairment, if any. Any goodwill that arises from business combination is tested for impairment annually.

Other intangible assets

Intangible assets acquired separately are measured on initial recognition at cost. Following initial recognition, intangible assets are carried at cost less any accumulated amortisation and accumulated impairment losses.

An item of intangible asset is derecognised on disposal or when no future economic benefits are expected from its use or disposal. The gains or losses arising from derecognition are measured as the difference between the net disposal proceeds and the carrying amount of the asset and are recognised in the statement of profit and loss when the asset is derecognised.

The Group amortises intangible assets with a finite useful life using the straight-line method over the following periods:

| Asset description | Useful life in years |
|-------------------|----------------------|
| Computer software | 6 |

The estimated useful life of the intangible assets and the amortisation period are reviewed at the end of the each financial year and the amortisation period is revised to reflect the changed pattern, if any.

Subsequent costs related to intangible assets are recognised as a separate asset, as appropriate, only when it is probable that future economic benefits associated with the item will flow to the Group and the cost of the item can be measured reliably.

3.4. Impairment**Impairment of financial assets**

In accordance with Ind AS - 109, the Group applies expected credit loss (ECL) model for measurement and recognition of impairment loss on the following financial assets and credit risk exposure:

a) Financial assets that are debt instruments, and are measured at amortised cost e.g., loans, deposits, and bank balance

b) Trade receivables or any contractual right to receive cash or another financial asset that result from transactions that are within the scope of Ind AS - 115.

The Group follows 'simplified approach' for recognition of impairment loss allowance on:

Trade receivables or contract revenue receivables

The application of simplified approach does not require the Group to track changes in credit risk. Rather, it recognises impairment loss allowance based on lifetime ECLs at each reporting date, right from its initial recognition.

The Group recognises an allowance for expected credit losses (ECLs) for all debt instruments not held at fair value through profit or loss. ECLs are based on the difference between the contractual cash flows due in accordance with the contract and all the cash flows that the group expects to receive, discounted at an approximation of the original effective interest rate. The expected cash flows will include cash flows from the sale of collateral held or other credit enhancements that are integral to the contractual terms.

For recognition of impairment loss on other financial assets and risk exposure, the Group determines that whether there has been a significant increase in the credit risk since initial recognition. If credit risk has not increased significantly, 12-month ECL is used to provide for impairment loss. However, if credit risk has increased significantly, lifetime ECL is used. If, in a subsequent period, credit quality of the instrument improves such that there is no longer a significant increase in credit risk since initial recognition, then the entity reverts to recognising impairment loss allowance based on 12-month ECL.

Impairment of non-financial assets

The Group assesses, at each reporting date, whether there is an indication that an asset may be impaired. If any indication exists, or when annual impairment testing for an asset is required, the Group estimates the asset's recoverable amount. An asset's recoverable amount is the higher of an asset's or cash-generating unit's (CGU) fair value less costs of disposal and its value in use. The recoverable amount is determined for an individual asset, unless the asset does not generate cash inflows

that are largely independent of those from other assets or groups of assets. When the carrying amount of an asset or CGU exceeds its recoverable amount, the asset is considered impaired and is written down to its recoverable amount.

In assessing value in use, the estimated future cash flows are discounted to their present value using a pre-tax discount rate that reflects current market assessments of the time value of money and the risks specific to the asset. In determining fair value less costs of disposal, recent market transactions are taken into account. If no such transactions can be identified, an appropriate valuation model is used. These calculations are corroborated by valuation multiples, quoted share prices for publicly traded companies or other available fair value indicators.

The Group bases its impairment calculation on detailed budgets and forecast calculations, which are prepared separately for each of the Group's cash generating unit's (CGU's) to which the individual assets are allocated. These budgets and forecast calculations generally cover a period of five years. For longer periods, a long-term growth rate is calculated and applied to project future cash flows after the fifth year. To estimate cash flow projections beyond periods covered by the most recent budgets/forecasts, the Group extrapolates cash flow projections in the budget using a steady or declining growth rate for subsequent years, unless an increasing rate can be justified. In any case, this growth rate does not exceed the long-term average growth rate for the products, industries, or country or countries in which the Group operates, or for the market in which the asset is used.

Impairment losses of continuing operations, including impairment on inventories, are recognised in the statement of profit and loss, except for properties previously revalued with the revaluation surplus taken to other comprehensive income (OCI). For such properties, the impairment is recognised in OCI up to the amount of any previous revaluation surplus.

For assets excluding goodwill, an assessment is made at each reporting date to determine whether there is an indication that previously recognised impairment losses no longer exist or have decreased. If such indication

Notes to the **CONSOLIDATED** Financial Statements
for the year ended March 31, 2022

Notes to the CONSOLIDATED Financial Statements for the year ended March 31, 2022

exists, the Group estimates the asset's or cash generating unit's (CGU's) recoverable amount. A previously recognised impairment loss is reversed only if there has been a change in the assumptions used to determine the asset's recoverable amount since the last impairment loss was recognised. The reversal is limited so that the carrying amount of the asset does not exceed its recoverable amount, nor exceed the carrying amount that would have been determined, net of depreciation, had no impairment loss been recognised for the asset in prior years. Such reversal is recognised in the statement of profit and loss unless the asset is carried at a revalued amount, in which case, the reversal is treated as a revaluation increase.

3.5. Borrowing costs

Borrowing costs directly attributable to the acquisition, construction or production of an asset that necessarily takes a substantial period of time to get ready for its intended use or sale are capitalised as part of the cost of the asset. All other borrowing costs are expensed in the period in which they occur. Borrowing costs consist of interest and other costs that an entity incurs in connection with the borrowing of funds. Borrowing cost also includes exchange differences to the extent regarded as an adjustment to the borrowing costs.

3.6. Foreign currency transactions

i) Functional and presentation currency:

Items included in the consolidated financial statements of the group are measured using the currency of the primary economic environment in which the entity operates (the functional currency). The group financial statements are presented in Indian rupee (INR), which is functional and presentation currency of the Group.

ii) Transactions and balances:

Foreign currency transactions are translated into the functional currency using the exchange rates at the dates of the transactions. Foreign exchange gains and losses resulting from the settlement of such transactions and from the translation of monetary assets and liabilities denominated in foreign currencies at year end exchange rates are recognised in statement of profit and loss.

3.7. Revenue recognition

Revenue from contracts with customer is recognised upon transfer of control of promised goods/services to

customers at an amount that reflects the consideration to which the Group expect to be entitled for those goods/services.

To recognize revenues, the Group applies the following five-step approach:

- Identify the contract with a customer;
- Identify the performance obligations in the contract;
- Determine the transaction price;
- Allocate the transaction price to the performance obligations in the contract; and
- Recognise revenues when a performance obligation is satisfied.

Revenue is measured at the fair value of the consideration received or receivable net of returns and allowances, trade discounts and volume rebates, taking into account contractually defined terms of payment excluding taxes or duties collected on behalf of the government.

Variable consideration

If the consideration in a contract includes a variable amount, the Group estimates the amount of consideration to which it will be entitled in exchange for transferring the goods to the customer. The variable consideration is estimated at contract inception and constrained until it is highly probable that a significant revenue reversal in the amount of cumulative revenue recognised will not occur when the associated uncertainty with the variable consideration is subsequently resolved.

Trade receivable

A receivable is recognised if an amount of consideration that is unconditional (i.e., only the passage of time is required before payment of the consideration is due). Refer to accounting policies of financial assets.

Interest income

Interest income is recognised when it is probable that the economic benefits will flow to the Group and the amount of income can be measured reliably. Interest income is accrued on a time basis, by reference to the principal outstanding and at the effective interest rate applicable, which is the rate that discounts estimated future cash receipts through the expected life of the financial asset to

that asset's net carrying amount on initial recognition. Interest income is included under the head 'other income' in the statement of profit and loss.

For all financial instruments measured at amortised cost, interest income is recorded using the effective interest rate, which is the rate that exactly discounts the estimated future cash payments or receipts over the expected life of the financial instrument or a shorter period, where appropriate, to the net carrying amount of the financial asset. Interest income is included in other income in the statement of profit and loss.

3.8. Interest income or interest expense

Interest income or expense is recognised using the effective interest method. The 'effective interest rate' is the rate that exactly discounts estimated future cash payments or receipts through the expected life of the financial instrument to the gross carrying amount of the financial asset or the amortised cost of the financial liability. In calculating interest income and expense, the effective interest rate is applied to the gross carrying amount of the asset (when the asset is not credit-impaired) or to the amortised cost of the liability.

3.9. Employee benefits

Short-term employee benefits

Liabilities for wages and salaries, including non-monetary benefits that are expected to be settled wholly within 12 months after the end of the period in which the employees render the related service are recognised in respect of employee's services up to the end of the reporting period and are measured at the amounts expected to be paid when the liabilities are settled. The liabilities are presented as current financial liabilities in the balance sheet.

Accumulated leave, which is expected to be utilized within the next 12 months, is treated as short-term employee benefit. The Group measures the expected cost of such absences as the additional amount that it expects to pay as a result of the unused entitlement that has accumulated at the reporting date.

Other long-term employee benefit obligations

The liabilities for leave balance are not expected to be settled wholly within 12 months after the end of the period in which the employees render the related

service. They are therefore measured as the present value of expected future payments to be made in respect of services provided by employees up to the end of the reporting period using the projected unit credit method. The benefits are discounted using the market yields on government bonds at the end of the reporting period that have terms approximating to the terms of the related obligation. Remeasurements as a result of experience adjustments and changes in actuarial assumptions are recognised in statement of profit and loss.

The obligations are presented as current liabilities in the balance sheet if the entity does not have an unconditional right to defer settlement for at least twelve months after the reporting period, regardless of when the actual settlement is expected to occur.

Post-employment obligations

The Group operates the following post-employment schemes:

- (a) defined benefit plans - gratuity, and
- (b) defined contribution plans such as provident fund.

Gratuity obligations

The liability or asset recognised in the balance sheet in respect of defined benefit gratuity plan is the present value of the defined benefit obligation at the end of the reporting period less the fair value of plan assets. The defined benefit obligation is calculated annually by an independent actuary using the projected unit credit method.

The present value of the defined benefit obligation is determined by discounting the estimated future cash outflows by reference to market yields at the end of the reporting period on government bonds that have term approximating the term of the related obligation. The net interest cost is calculated by applying the discount rate to the net balance of the defined benefit obligation and the fair value of plan assets.

Remeasurement gains and losses arising from experience adjustments and changes in actuarial assumptions are recognised in the period in which they occur, directly in other comprehensive income. They are included in retained earnings in the statement of changes in equity and in the balance sheet. Such accumulated re-measurement balances are never reclassified into the statement of profit and loss subsequently.

Notes to the CONSOLIDATED Financial Statements for the year ended March 31, 2022

that asset's net carrying amount on initial recognition. Interest income is included under the head 'other income' in the statement of profit and loss.

For all financial instruments measured at amortised cost, interest income is recorded using the effective interest rate, which is the rate that exactly discounts the estimated future cash payments or receipts over the expected life of the financial instrument or a shorter period, where appropriate, to the net carrying amount of the financial asset. Interest income is included in other income in the statement of profit and loss.

3.8. Interest income or interest expense

Interest income or expense is recognised using the effective interest method. The 'effective interest rate' is the rate that exactly discounts estimated future cash payments or receipts through the expected life of the financial instrument to the gross carrying amount of the financial asset or the amortised cost of the financial liability. In calculating interest income and expense, the effective interest rate is applied to the gross carrying amount of the asset (when the asset is not credit-impaired) or to the amortised cost of the liability.

3.9. Employee benefits

Short-term employee benefits

Liabilities for wages and salaries, including non-monetary benefits that are expected to be settled wholly within 12 months after the end of the period in which the employees render the related service are recognised in respect of employee's services up to the end of the reporting period and are measured at the amounts expected to be paid when the liabilities are settled. The liabilities are presented as current financial liabilities in the balance sheet.

Accumulated leave, which is expected to be utilized within the next 12 months, is treated as short-term employee benefit. The Group measures the expected cost of such absences as the additional amount that it expects to pay as a result of the unused entitlement that has accumulated at the reporting date.

Other long-term employee benefit obligations

The liabilities for leave balance are not expected to be settled wholly within 12 months after the end of the period in which the employees render the related

service. They are therefore measured as the present value of expected future payments to be made in respect of services provided by employees up to the end of the reporting period using the projected unit credit method. The benefits are discounted using the market yields on government bonds at the end of the reporting period that have terms approximating to the terms of the related obligation. Remeasurements as a result of experience adjustments and changes in actuarial assumptions are recognised in statement of profit and loss.

The obligations are presented as current liabilities in the balance sheet if the entity does not have an unconditional right to defer settlement for at least twelve months after the reporting period, regardless of when the actual settlement is expected to occur.

Post-employment obligations

The Group operates the following post-employment schemes:

- (a) defined benefit plans - gratuity, and
- (b) defined contribution plans such as provident fund.

Gratuity obligations

The liability or asset recognised in the balance sheet in respect of defined benefit gratuity plan is the present value of the defined benefit obligation at the end of the reporting period less the fair value of plan assets. The defined benefit obligation is calculated annually by an independent actuary using the projected unit credit method.

The present value of the defined benefit obligation is determined by discounting the estimated future cash outflows by reference to market yields at the end of the reporting period on government bonds that have term approximating the term of the related obligation. The net interest cost is calculated by applying the discount rate to the net balance of the defined benefit obligation and the fair value of plan assets.

Remeasurement gains and losses arising from experience adjustments and changes in actuarial assumptions are recognised in the period in which they occur, directly in other comprehensive income. They are included in retained earnings in the statement of changes in equity and in the balance sheet. Such accumulated re-measurement balances are never reclassified into the statement of profit and loss subsequently.

Notes to the **CONSOLIDATED** Financial Statements
for the year ended March 31, 2022

Changes in the present value of the defined benefit obligation resulting from plan amendments or curtailments are recognised immediately in profit or loss as past service costs.

Defined contribution plan

Retirement benefit in the form of provident fund scheme, ESI, Superannuation, are the defined contribution plans. The Group has no obligation, other than the contribution payable. The Group recognizes contribution payable to these schemes as an expenditure, when an employee renders the related service.

3.10. Income taxes

Income tax comprises of current tax and deferred tax. It is recognised in the statement of profit and loss except to the extent that it relates to an item recognised directly in the other comprehensive income.

Current tax

Current income tax assets and liabilities are measured at the amount expected to be recovered from or paid to the taxation authorities. The tax rates and tax laws used to compute the amount are those that are enacted or substantively enacted, at the reporting date in the countries where the Group operates and generates taxable income.

Current income tax relating to items recognised outside the statement of profit and loss is recognised outside profit and loss (either in other comprehensive income or in equity). Current tax items are recognised in correlation to the underlying transaction either in other comprehensive income (OCI) or directly in equity. Management periodically evaluates positions taken in the tax returns with respect to situations in which applicable tax regulations are subject to interpretation and establishes provisions where appropriate.

Current tax assets and current tax liabilities are offset when there is a legally enforceable right to set off the recognised amounts, and there is an intention to settle the asset and the liability on a net basis.

Deferred tax

Deferred tax is provided using the liability method on temporary differences between the tax bases of assets

and liabilities and their carrying amounts for financial reporting purposes at the reporting date.

Deferred tax liabilities are recognised for all taxable temporary differences, except:

- When the deferred tax liability arises from the initial recognition of goodwill or an asset or liability in a transaction that is not a business combination and, at the time of the transaction, affects neither the accounting profit nor taxable profit or loss.
- In respect of taxable temporary differences associated with investments in subsidiaries, when the timing of the reversal of the temporary differences can be controlled and it is probable that the temporary differences will not reverse in the foreseeable future.

Deferred tax assets are recognised for all deductible temporary differences, the carry forward of unused tax credits and any unused tax losses. Deferred tax assets are recognised to the extent that it is probable that taxable profit will be available against which the deductible temporary differences, and the carry forward of unused tax credits and unused tax losses can be utilised, except:

- When the deferred tax asset relating to the deductible temporary difference arises from the initial recognition of an asset or liability in a transaction that is not a business combination and, at the time of the transaction, affects neither the accounting profit nor taxable profit or loss
- In respect of deductible temporary differences associated with investments in subsidiaries deferred tax assets are recognised only to the extent that it is probable that the temporary differences will reverse in the foreseeable future and taxable profit will be available against which the temporary differences can be utilised

The carrying amount of deferred tax assets is reviewed at each reporting date and reduced to the extent that it is no longer probable that sufficient taxable profit will be available to allow all or part of the deferred tax asset to be utilised. Unrecognised deferred tax assets are re-assessed at each reporting date and are recognised to the extent that it has become probable that future taxable profits will allow the deferred tax asset to be recovered.

Notes to the **CONSOLIDATED** Financial Statements
for the year ended March 31, 2022

Deferred tax assets and liabilities are measured at the tax rates that are expected to apply in the year when the asset is realised, or the liability is settled, based on tax rates (and tax laws) that have been enacted or substantively enacted at the reporting date.

Deferred tax relating to items recognised outside profit or loss is recognised outside profit or loss (either in other comprehensive income or in equity). Deferred tax items are recognised in correlation to the underlying transaction either in OCI or directly in equity.

Tax benefits acquired as part of a business combination, but not satisfying the criteria for separate recognition at that date, are recognised subsequently if new information about facts and circumstances change. Acquired deferred tax benefits recognised within the measurement period reduce goodwill related to that acquisition if they result from new information obtained about facts and circumstances existing at the acquisition date. If the carrying amount of goodwill is zero, any remaining deferred tax benefits are recognised in OCI/capital reserve depending on the principle explained for bargain purchase gains. All other acquired tax benefits realised are recognised in statement of profit and loss.

The Group offsets deferred tax assets and deferred tax liabilities if and only if it has a legally enforceable right to set off current tax assets and current tax liabilities and the deferred tax assets and deferred tax liabilities relate to income taxes levied by the same taxation authority on either the same taxable entity or different taxable entities which intend either to settle current tax liabilities and assets on a net basis, or to realise the assets and settle the liabilities simultaneously, in each future period in which significant amounts of deferred tax liabilities or assets are expected to be settled or recovered.

3.11. Earnings/(loss) per share

Basic earnings per share is calculated by dividing the net profit or loss attributable to equity holders by the weighted average number of equity shares outstanding during the period (including treasury share).

The weighted average number of equity shares outstanding during the period is adjusted for events such

as bonus issue, that have changed the number of equity shares outstanding, without a corresponding change in resources.

For the purpose of calculating diluted earnings per share, the net profit or loss for the period attributable to equity shareholders and the weighted average number of shares outstanding during the period are adjusted for the effects of all dilutive potential equity shares.

Ordinary shares that will be issued upon the conversion of a mandatorily convertible instrument are included in the calculation of basic earnings per share from the date the contract is entered into.

3.12. Provision and contingent liabilities**Provisions**

Provisions are recognised when there is a present obligation (legal or constructive) as a result of a past event, it is probable that an outflow of resources embodying economic benefits will be required to settle the obligation, in respect of which a reliable estimate can be made of the amount of the obligation.

If the effect of the time value of money is material, provisions are discounted using a current pre-tax rate that reflects, when appropriate, the risks specific to the liability. When discounting is used, the increase in the provision due to the passage of time is recognised as a finance cost.

Contingent liabilities

A contingent liability is a possible obligation that arises from past events and whose existence will be confirmed only by the occurrence or non-occurrence of one or more uncertain future events not wholly within the control of the Group or a present obligation that is not recognised because it is not probable that an outflow of resources will be required to settle the obligation. A contingent liability also arises in extremely rare cases where there is a liability that cannot be recognised because it cannot be measured reliably. The Group does not recognize a contingent liability but discloses it in the consolidated financial statements, unless the possibility of an outflow of resources embodying economic benefits is remote.

Notes to the **CONSOLIDATED** Financial Statements for the year ended March 31, 2022

3.13. Cash and cash equivalents

Cash and cash equivalents in the balance sheet and cash flow statement comprise cash at banks and on hand and short-term deposits with an original maturity of three months or less, which are subject to an insignificant risk of changes in value.

For the purpose of the Consolidated Statement of Cash Flows, cash and cash equivalents consist of cash and short-term deposits, as defined above, net of outstanding bank overdrafts as they are considered an integral part of the Group's cash management.

3.14. Cash flow statement

Cash flows are reported using the indirect method, whereby net (loss) before tax is adjusted for the effects of transactions of non-cash nature and any deferrals or accruals of past or future cash receipts or payments. The cash flows from operating, investing and financing activities of the Group are segregated based on the available information.

3.15. Financial instruments

Recognition and initial measurement

Trade receivables and debt securities issued are initially recognised when they are originated. All other financial assets and financial liabilities are initially recognised when the Group becomes a party to the contractual provisions of the instrument.

A financial asset or financial liability is initially measured at fair value plus, for an item not at fair value through profit and loss (FVTPL), transaction costs that are directly attributable to its acquisition or issue.

Classification and subsequent measurement

Financial assets

On initial recognition, a financial asset is classified as measured at either at amortised cost, FVTPL or fair value in other comprehensive income (FVOCI). Financial assets are not reclassified subsequent to their initial recognition, except if and in the period the Group changes its business model for managing financial assets.

A financial asset is measured at amortised cost if it meets both of the following conditions and is not designated as at FVTPL:

- the asset is held within a business model whose objective is to hold assets to collect contractual cash flows; and

- the contractual terms of the financial asset give rise on specified dates to cash flows that are solely payments of principal and interest on the principal amount outstanding.

On initial recognition of an equity investment that is not held for trading, the Group may irrevocably elect to present subsequent changes in the investment's fair value in OCI (designated as FVOCI – equity investment). This election is made on an investment-by-investment basis.

All financial assets not classified as measured at amortised cost or FVOCI as described above are measured at FVTPL. This includes all derivative financial assets. On initial recognition, the Group may irrevocably designate a financial asset that otherwise meets the requirements to be measured at amortised cost or at FVOCI as at FVTPL if doing so eliminates or significantly reduces an accounting mismatch that would otherwise arise.

Financial assets: Business model assessment

The Group makes an assessment of the objective of the business model in which a financial asset is held at investment level because this best reflects the way the business is managed and information is provided to management. The information considered includes:

- the stated policies and objectives for each of such investments and the operation of those policies in practice.

- the risks that affect the performance of the business model (and the financial assets held within that business model) and how those risks are managed;

- the frequency, volume and timing of sales of financial assets in prior periods, the reasons for such sales and expectations about future sales activity.

Transfers of financial assets to third parties in transactions that do not qualify for derecognition are not considered sales for this purpose, consistent with the

Group's continuing recognition of the assets.

Financial assets that are held for trading or are managed and whose performance is evaluated on a fair value basis are measured at FVTPL.

Financial assets: Assessment whether contractual cash flows are solely payments of principal and interest

For the purposes of this assessment, 'principal' is defined as the fair value of the financial asset on initial recognition. 'Interest' is defined as consideration for the time value of money and for the credit risk associated with the principal amount outstanding during a particular period of time and for other basic lending risks and costs (e.g. liquidity risk and administrative costs), as well as a profit margin.

In assessing whether the contractual cash flows are solely payments of principal and interest, the Group considers the contractual terms of the instrument. This includes assessing whether the financial asset contains a contractual term that could change the timing or amount of contractual cash flows such that it would not meet this condition. In making this assessment, the Group considers:

- contingent events that would change the amount or timing of cash flows;
- terms that may adjust the contractual coupon rate, including variable interest rate features;
- prepayment and extension features; and
- terms that limit the Group's claim to cash flows from specified assets (e.g. non-recourse features).

Financial assets: Subsequent measurement and gains and losses

Financial assets at FVTPL

These assets are subsequently measured at fair value. Net gains and losses, including any interest or dividend income, are recognised in statement of profit and loss.

Financial assets at amortised cost

These assets are subsequently measured at amortised cost using the effective interest method. The amortised cost is reduced by impairment losses. Interest income, foreign exchange gains and losses and impairment are

recognised in statement of profit and loss. Any gain or loss on derecognition is recognised in statement of profit and loss.

Financial liabilities: Classification, subsequent measurement and gains and losses

Financial liabilities are classified as measured at amortised cost or FVTPL. A financial liability is classified as at FVTPL if it is classified as held for trading, or it is a derivative or it is designated as such on initial recognition. Financial liabilities at FVTPL are measured at fair value and net gains and losses, including any interest expense, are recognised in statement of profit and loss. Other financial liabilities are subsequently measured at amortised cost using the effective interest method. Interest expense and foreign exchange gains and losses are recognised in the statement of profit and loss. Any gain or loss on derecognition is also recognised in the statement of profit and loss.

Derecognition

Financial assets

The Group derecognises a financial asset when the contractual rights to the cash flows from the financial asset expire, or it transfers the rights to receive the contractual cash flows in a transaction in which substantially all of the risks and rewards of ownership of the financial asset are transferred or in which the Group neither transfers nor retains substantially all of the risks and rewards of ownership and does not retain control of the financial asset.

If the Group enters into transactions whereby it transfers assets recognised on its balance sheet but retains either all or substantially all of the risks and rewards of the transferred assets, the transferred assets are not derecognised.

Financial liabilities

The Group derecognises a financial liability when its contractual obligations are discharged or cancelled or expired. The Group also derecognises a financial liability when its terms are modified and the cash flows under the modified terms are substantially different. In this case, a new financial liability based on the modified terms is recognised at fair value. The difference between the

Notes to the **CONSOLIDATED** Financial Statements for the year ended March 31, 2022

Notes to the **CONSOLIDATED** Financial Statements
for the year ended March 31, 2022

carrying amount of the financial liability extinguished and the new financial liability with modified terms is recognised in the statement of profit and loss.

Offsetting

Financial assets and financial liabilities are offset and the net amount presented in the balance sheet when, and only when, the Group currently has a legally enforceable right to set off the amounts and it intends either to settle them on a net basis or to realise the asset and settle the liability simultaneously.

3.16. Leases

The Group has lease contracts for various buildings used in its operations. Lease terms generally ranges between 3 and 9 years.

The Group assesses at contract inception whether a contract is, or contains, a lease. That is, if the contract conveys the right to control the use of an identified asset for a period of time in exchange for consideration.

The Group as a lessee

The Group applies a single recognition and measurement approach for all leases, except for short-term leases and leases of low-value assets. The Group recognises lease liabilities to make lease payments and right-of-use assets representing the right to use the underlying assets.

Right-of-use assets

The Group recognises right-of-use assets at the commencement date of the lease (i.e., the date the underlying asset is available for use). Right-of-use assets are measured at cost, less any accumulated depreciation and impairment losses, and adjusted for any remeasurement of lease liabilities. The cost of right-of-use assets includes the amount of lease liabilities recognised, initial direct costs incurred, and lease payments made at or before the commencement date less any lease incentives received. Right-of-use assets are depreciated on a straight-line basis over the shorter of the lease term and the estimated useful lives of the assets.

If ownership of the leased asset transfers to the Group at the end of the lease term or the cost reflects the exercise of a purchase option, depreciation is calculated using the

estimated useful life of the asset.

The right-of-use assets are also subject to impairment. Refer to the accounting policies in Note 3.3 for policy on impairment of non-financial assets.

Lease liabilities

At the commencement date of the lease, the Group recognises lease liabilities measured at the present value of lease payments to be made over the lease term. The lease payments include fixed payments (including in-substance fixed payments) less any lease incentives receivable, variable lease payments that depend on an index or a rate, and amounts expected to be paid under residual value guarantees. The lease payments also include the exercise price of a purchase option reasonably certain to be exercised by the Group and payments of penalties for terminating the lease, if the lease term reflects the Group exercising the option to terminate. Variable lease payments that do not depend on an index or a rate are recognised as expenses (unless they are incurred to produce inventories) in the period in which the event or condition that triggers the payment occurs.

In calculating the present value of lease payments, the Group uses its incremental borrowing rate at the lease commencement date because the interest rate implicit in the lease is not readily determinable. After the commencement date, the amount of lease liabilities is increased to reflect the accretion of interest and reduced for the lease payments made. In addition, the carrying amount of lease liabilities is remeasured if there is a modification, a change in the lease term, a change in the lease payments (e.g., changes to future payments resulting from a change in an index or rate used to determine such lease payments) or a change in the assessment of an option to purchase the underlying asset.

Short-term leases and leases of low-value assets

The Group applies the short-term lease recognition exemption to its short-term leases of machinery and equipment (i.e., those leases that have a lease term of 12 months or less from the commencement date and do not contain a purchase option). It also applies the lease of

low-value assets recognition exemption to leases of office equipment that are considered to be low value. Lease payments on short-term leases and leases of low-value assets are recognised as expense on a straight-line basis over the lease term.

Extension and termination option

The Group has several lease contracts that include extension and termination options. These options are negotiated by management to provide flexibility in managing the leased-asset portfolio and align with the Group's business needs. Management exercises significant judgement in determining whether these extension and termination options are reasonably certain to be exercised. Management have not considered any future cash outflow for which they are potentially exposed arising due to extension and termination options.

The Group as a lessor

Leases in which the Group does not transfer substantially all the risks and benefits of ownership of the asset are classified as operating leases. Lease income from operating lease is recognized on a straight-line basis over the term of the relevant lease.

3.17. Inventories

Inventories are valued at the lower of cost and net realisable value.

Costs incurred in bringing each product to its present location and condition are accounted for as follows:

- Raw materials: cost includes cost of purchase and other costs incurred in bringing the inventories to their present location and condition. Cost is determined on weighted average basis.

- Finished goods and work in progress: cost includes cost of direct materials and labour and a proportion of manufacturing overheads based on the normal operating capacity but excluding borrowing costs. Cost is determined on weighted average basis.

- Traded goods: cost includes cost of purchase and other costs incurred in bringing the inventories to their present location and condition. Cost is determined on weighted average basis.

Notes to the **CONSOLIDATED** Financial Statements
for the year ended March 31, 2022

Net realisable value is the estimated selling price in the ordinary course of business, less estimated costs of completion and the estimated costs necessary to make the sale.

3.18. Segment reporting

Operating segments are reported in a manner consistent with the internal reporting provided to the chief operating decision maker (CODM). The Group has identified one reportable segment based on the dominant source, nature of risks and return and the internal organisation and management structure and for which discrete financial information is available. The Executive Management Committee monitors the operating results of its business units separately for the purpose of making decisions about resource allocation and performance assessment. The Group has only one reportable business segment, which is manufacture, purchase and sale of coir, foam and related products which constitutes a single business segment. Accordingly, the amounts appearing in the consolidated financial statements relate to the Group's single business segment. Refer Note 34 for segment information and segment reporting.

3.19. Use of judgements, estimates and assumptions

The preparation of the consolidated financial statements requires management to make judgements, estimates and assumptions that affect the reported amounts of revenues, expenses, assets and liabilities, and the accompanying disclosures, and the disclosure of contingent liabilities. Uncertainty about these assumptions and estimates could result in outcomes that require a material adjustment to the carrying amount of asset or liability affected in future periods. The areas involving significant estimates or critical judgements are:

(i) Defined benefit plans

The cost of the defined benefit gratuity plan and other post-employment benefit and the present value of the gratuity obligation are determined using actuarial valuations. An actuarial valuation involves making various assumptions that may differ from actual developments in the future. These include the determination of the discount rate and future salary

Notes to the **CONSOLIDATED** Financial Statements
for the year ended March 31, 2022

increases. Due to complexities involved in the valuation and its long term nature, a defined benefit obligation is highly sensitive to changes in these assumptions. All assumptions are reviewed at each reporting date.

The parameter most subject to change is the discount rate. The mortality rate is based on publicly available mortality table in India. The mortality tables tend to change only at interval in response to demographic changes. Further salary increases and gratuity increases are based on expected future inflation rates.

Further details about the gratuity obligations are given in Note 40.

(ii) Deferred taxes

Deferred tax liabilities are recognised for all taxable temporary differences. Deferred tax assets are recognised for all the deductible temporary differences, carry forward of unused tax credits and unused tax losses, however the same is restricted to the extent of the deferred tax liabilities unless it is probable that sufficient taxable profit will be available against which the deductible temporary differences, and the carry forward of unused tax credits and unused tax losses can be utilised. In the absence of reasonable certainty over recoverability of deferred taxes on carry forward losses no deferred tax assets have been recognised up to the reporting date.

(iii) Impairment of financial and non-financial assets:

The impairment provisions for Financial Assets are based on assumptions about risk of default and expected cash loss rates. The Group uses judgement in making these assumptions and selecting the inputs to the impairment calculation, based on Group's past history, existing market conditions as well as forward-looking estimates at the end of each reporting period. In case of non-financial assets group estimates asset's recoverable amount, which is higher of an asset's or Cash Generating Units (CGU's) fair value less costs of disposal and its value in use. In assessing value in use, the estimated future cash flows are discounted to their present value using pre-tax discount rate that reflects current market assessments of the time value of money and the risks specific to the asset. In determining fair value less costs of disposal,

recent market transactions are taken into account, if no such transactions can be identified, an appropriate valuation model is used.

3.20. Insurance claims

Insurance claims are accounted for on the basis of claims admitted/expected to be admitted and to the extent that the amount recoverable can be measured reliably and it is reasonable to expect ultimate collection.

3.21. Standards issued but not yet effective

The Ministry of Corporate Affairs has notified Companies (Indian Accounting Standard) Amendment Rules 2022 dated March 23, 2022 to amend the following Ind AS which are effective from April 1, 2022.

(i) Onerous Contracts – Costs of Fulfilling a Contract – Amendments to Ind AS 37

The amendments to Ind AS 37 specify which costs an entity needs to include when assessing whether a contract is onerous or loss-making. The amendments apply a "directly related cost approach". The costs that relate directly to a contract to provide goods or services include both incremental costs for example direct labour and materials and an allocation of other costs directly related to contract activities for example an allocation of the depreciation charge for an item of property, plant and equipment used in fulfilling that contract. General and administrative costs do not relate directly to a contract and are excluded unless they are explicitly chargeable to the counterparty under the contract. The amendments are effective for annual reporting periods beginning on or after April 1, 2022. The Group is currently assessing the impact of the amendments to determine the impact they will have on the Group's accounting policy disclosures.

(ii) Reference to the Conceptual Framework – Amendments to Ind AS 103

The amendments replaced the reference to the ICAI's "Framework for the Preparation and Presentation of Financial Statements under Indian Accounting Standards" with the reference to the "Conceptual Framework for Financial Reporting under Indian Accounting Standard" without significantly changing its requirements. The amendments also added an exception to the recognition principle of Ind AS 103 Business

Notes to the **CONSOLIDATED** Financial Statements
for the year ended March 31, 2022

Combinations to avoid the issue of potential 'day 2' gains or losses arising for liabilities and contingent liabilities that would be within the scope of Ind AS 37 Provisions, Contingent Liabilities and Contingent Assets or Appendix C, Levies, of Ind AS 37, if incurred separately. It has also been clarified that the existing guidance in Ind AS 103 for contingent assets would not be affected by replacing the reference to the Framework for the Preparation and Presentation of Financial Statements under Indian Accounting Standards. The amendments are effective for annual reporting periods beginning on or after April 1, 2022. The amendments are not expected to have a material impact on the Group.

(iii) Property, Plant and Equipment: Proceeds before Intended Use – Amendments to Ind AS 16

The amendments modified paragraph 17(e) of Ind AS 16 to clarify that excess of net sale proceeds of items produced over the cost of testing, if any, shall not be

recognised in the profit or loss but deducted from the directly attributable costs considered as part of cost of an item of property, plant, and equipment. The amendments are effective for annual reporting periods beginning on or after April 1, 2022. The amendments are not expected to have a material impact on the Group.

(iv) Ind AS 109 Financial Instruments – Fees in the '10 per cent' test for derecognition of financial liabilities

The amendment clarifies the fees that an entity includes when assessing whether the terms of a new or modified financial liability are substantially different from the terms of the original financial liability. These fees include only those paid or received between the borrower and the lender, including fees paid or received by either the borrower or lender on the other's behalf. The amendments are effective for annual reporting periods beginning on or after April 1, 2022. The amendments are not expected to have a material impact on the Group.

Notes to the **CONSOLIDATED** Financial Statements
for the year ended March 31, 2022

4. Property, plant and equipment and Capital working in progress

(₹ in Lakh)

| | Freehold land | Buildings | Plant & Equipment | Furniture & Fixtures | Office Equipment | Computers | Vehicles | Total | Capital Work in Progress |
|---------------------|---------------|-----------|-------------------|----------------------|------------------|-----------|----------|-----------|--------------------------|
| Cost | | | | | | | | | |
| At April 01, 2020 | 991.42 | 8,048.45 | 19,188.43 | 4,079.14 | 575.48 | 562.55 | 323.90 | 33,769.37 | 578.36 |
| Additions | - | 464.30 | 904.60 | 198.77 | 68.79 | 38.04 | 136.80 | 1,811.30 | 446.23 |
| Disposals | - | (58.85) | (165.53) | (341.28) | (4.19) | (24.82) | (110.38) | (705.05) | (321.26) |
| At March 31, 2021 | 991.42 | 8,453.90 | 19,927.50 | 3,936.63 | 640.08 | 575.77 | 350.32 | 34,875.62 | 703.33 |
| Additions | - | 1,071.33 | 700.53 | 441.30 | 170.13 | 131.22 | 65.31 | 2,579.82 | 354.11 |
| Disposals | - | (63.25) | (36.35) | (607.14) | (12.39) | (20.98) | (24.25) | (764.36) | (642.28) |
| Adjustments * | - | - | 126.92 | 94.65 | 17.64 | 25.19 | 49.52 | 313.92 | - |
| At March 31, 2022 | 991.42 | 9,461.98 | 20,718.60 | 3,865.44 | 815.46 | 711.20 | 440.90 | 37,005.00 | 415.16 |
| Depreciation | | | | | | | | | |
| At April 01, 2020 | - | 757.60 | 8,652.93 | 1,475.82 | 378.43 | 435.74 | 78.94 | 11,779.46 | - |
| Charge for the year | - | 256.40 | 1,364.93 | 240.87 | 71.39 | 61.91 | 44.99 | 2,040.49 | - |
| Disposals | - | (1.26) | (95.47) | (94.47) | (2.80) | (23.41) | (43.37) | (260.78) | - |
| At March 31, 2021 | - | 1,012.74 | 9,922.39 | 1,622.22 | 447.02 | 474.24 | 80.56 | 13,559.17 | - |
| Charge for the year | - | 280.04 | 1,366.43 | 536.07 | 78.27 | 63.30 | 44.67 | 2,368.78 | - |
| Disposals | - | (17.15) | (20.36) | (279.73) | (8.01) | (12.72) | (5.51) | (343.48) | - |
| Adjustments * | - | - | 51.20 | 165.01 | 23.04 | 25.16 | 49.51 | 313.92 | - |
| At March 31, 2022 | - | 1,275.63 | 11,319.66 | 2,043.57 | 540.32 | 549.98 | 169.23 | 15,898.39 | - |
| Net block | | | | | | | | | |
| At March 31, 2021 | 991.42 | 7,441.16 | 10,005.11 | 2,314.41 | 193.06 | 101.53 | 269.76 | 21,316.45 | 703.33 |
| At March 31, 2022 | 991.42 | 8,186.35 | 9,398.94 | 1,821.87 | 275.14 | 161.22 | 271.67 | 21,106.61 | 415.16 |

* Represents reclass adjustments between gross block and accumulated depreciation.

Capital work-in-progress (CWIP) ageing schedule

| | Amount in CWIP for a period of | | | | |
|--------------------------------|--------------------------------|-------------|-------------|-------------------|--------|
| | Less than 1 year | 1 - 2 years | 2 - 3 years | More than 3 years | Total |
| As at March 31, 2022 | | | | | |
| Projects in progress | 354.11 | 39.46 | 2.08 | 19.51 | 415.16 |
| Projects temporarily suspended | - | - | - | - | - |
| Total | 354.11 | 39.46 | 2.08 | 19.51 | 415.16 |
| As at March 31, 2021 | | | | | |
| Projects in progress | 446.24 | 149.82 | 35.34 | 71.93 | 703.33 |
| Projects temporarily suspended | - | - | - | - | - |
| Total | 446.24 | 149.82 | 35.34 | 71.93 | 703.33 |

The Group does not have any projects under capital work-in-progress whose completion is overdue or has exceeded its cost compared to its original plan.

Notes to the **CONSOLIDATED** Financial Statements
for the year ended March 31, 2022

5. Intangible assets

| | Goodwill* | Computer Software | Total |
|---------------------|-----------|-------------------|----------|
| Cost | | | |
| At April 01, 2020 | 2,103.16 | 1,083.10 | 3,186.26 |
| Additions | - | 6.43 | 6.43 |
| Disposals | - | - | - |
| At March 31, 2021 | 2,103.16 | 1,089.53 | 3,192.69 |
| Additions | - | 13.68 | 13.68 |
| Disposals | - | (5.34) | (5.34) |
| At March 31, 2022 | 2,103.16 | 1,097.87 | 3,201.03 |
| Amortisation | | | |
| At April 01, 2020 | - | 539.56 | 539.56 |
| Charge for the year | - | 144.78 | 144.78 |
| Disposals | - | - | - |
| At March 31, 2021 | - | 684.34 | 684.34 |
| Charge for the year | - | 139.62 | 139.62 |
| Disposals | - | (0.35) | (0.35) |
| At March 31, 2022 | - | 823.61 | 823.61 |
| Net block | | | |
| At March 31, 2021 | 2,103.16 | 405.19 | 2,508.35 |
| At March 31, 2022 | 2,103.16 | 274.26 | 2,377.42 |

5. Intangible assets (contd.)

Goodwill of Rs. 2,103.16 lakhs was recognised upon amalgamation of Spring Air Bedding Company India Limited ('SABCIL') with the Holding Company pursuant to the scheme of amalgamation approved by National Company Law Tribunal ('NCLT'), Mumbai and NCLT, Delhi vide their orders dated March 12, 2020 and May 05, 2020 respectively with an appointed date of April 01, 2018 ('Effective Date').

In view of the synergies, the Holding Company including SABCIL has been considered as a single cash generating unit. The Holding Company tests whether goodwill has suffered any impairment on an annual basis. There is no impairment as per the assessment performed by the management at the year end. Management has performed sensitivity analysis around the basic assumption and have concluded that no reasonable/possible change in key assumptions would cause the recoverable amount lower than the carrying amount of goodwill. In estimating the value in use, the management of Holding Company considered terminal growth rate of 5% and discount rate of 10.19% as assumptions.

6. Right to use assets

| | Leasehold Land | Buildings | Total |
|---------------------|----------------|------------|------------|
| Cost | | | |
| At April 01, 2020 | 1,145.27 | 6,330.58 | 7,475.85 |
| Additions | - | 501.30 | 501.30 |
| Disposals | - | (1,510.27) | (1,510.27) |
| At March 31, 2021 | 1,145.27 | 5,321.61 | 6,466.88 |
| Additions | - | 1,547.16 | 1,547.16 |
| Disposals | - | (3,063.54) | (3,063.54) |
| Adjustments * | - | (84.38) | (84.38) |
| At March 31, 2022 | 1,145.27 | 3,720.85 | 4,866.12 |
| Amortisation | | | |
| At April 01, 2020 | 19.45 | 1,451.23 | 1,470.68 |
| Charge for the year | 19.45 | 920.65 | 940.10 |
| Disposals | - | (331.86) | (331.86) |
| At March 31, 2021 | 38.90 | 2,040.02 | 2,078.92 |
| Charge for the year | 19.45 | 1,075.50 | 1,094.95 |
| Disposals | - | (1,712.99) | (1,712.99) |
| Adjustments * | - | (84.38) | (84.38) |
| At March 31, 2022 | 58.35 | 1,318.15 | 1,376.50 |
| Net block | | | |
| At March 31, 2021 | 1,106.37 | 3,281.59 | 4,387.96 |
| At March 31, 2022 | 1,086.92 | 2,402.70 | 3,489.62 |

* Represents reclass adjustments between gross block and accumulated amortisation.

Notes to the **CONSOLIDATED** Financial Statements
for the year ended March 31, 2022

7. Investment

(₹ in Lakh)

| | March 31, 2022 | | March 31, 2021 | |
|---|----------------|----------|----------------|----------|
| | Nos. | Amount | Nos. | Amount |
| Measured at fair value through profit and loss | | | | |
| Current investments, quoted | | | | |
| Investments in mutual funds | | | | |
| Kotak Banking & PSU Debt Fund Direct Growth | 20,33,681 | 1,103.94 | 24,58,086 | 1,261.24 |
| Axis Short Term Plan-D-G | 35,96,142 | 959.55 | 24,25,648 | 616.16 |
| DSP Banking and PSU Debt Fund-Direct Growth | 42,32,783 | 845.36 | 37,20,875 | 713.81 |
| IDFC Corporate Bond Fund Regular Plan-Growth | 45,34,078 | 713.42 | - | - |
| ICICI Prudential Banking & PSU Debt Fund | 22,00,468 | 592.37 | 40,76,232 | 1,044.18 |
| Kotak Bond Short Term Fund - Direct Growth | 12,56,924 | 574.36 | 10,30,669 | 448.12 |
| Kotak Corporate Bond Fund - Direct Growth | 17,573 | 550.54 | 17,573 | 524.48 |
| Mirae Asset Corporate Bond Fund - R G | 48,46,475 | 505.80 | - | - |
| LIC MF PSU Banking Fund Direct Growth | 16,42,874 | 493.42 | 16,42,874 | 474.95 |
| HSBC Corporate Bond Fund Direct Growth | 39,27,087 | 419.78 | 9,88,347 | 100.50 |
| Trust MF Banking & PSU Debt Fund - Direct Plan - Growth | 29,009 | 306.34 | - | - |
| ICICI Prudential Ultra short term Fund - D G | 12,71,606 | 304.05 | - | - |
| JM Low Duration Fund - R G | 9,96,504 | 301.12 | - | - |
| Canara Robeco Corporate Bond Fund - Direct Growth | 11,09,397 | 209.37 | 5,57,890 | 100.89 |
| PGIM India Low Duration Fund D G | 7,96,144 | 203.30 | - | - |
| Mahindra Manulife Short Term Fund D G | 19,22,171 | 203.04 | - | - |
| Trust MF Short Term Fund D G | 19,695 | 202.27 | - | - |
| Tata Corporate Bond Fund D G | 19,99,900 | 202.26 | - | - |
| Edelweiss Nifty PSU Bond Plus SdI Index Fund 2026 R G | 18,83,463 | 201.97 | - | - |
| Axis CPSE Plus SDL 2025 Debt Index Fund - D G | 19,99,900 | 201.65 | - | - |
| Canara Robeco Short Term Duration Fund - D G | 8,98,208 | 201.47 | - | - |
| Trust MF Banking & PSU Debt Fund - Regular - Growth | 19,076 | 200.28 | - | - |
| ICICI Prudential Corporate Bond Fund - Direct Plan - Growth | 4,15,282 | 102.10 | 17,21,136 | 404.58 |
| Nippon Short Term Fund - D G | 2,23,873 | 101.92 | - | - |
| ABSL Floating Rate Fund - D G | 35,907 | 101.81 | - | - |
| Tata Banking & PSU Debt Fund - D G | 8,56,480 | 101.73 | - | - |
| Invesco India Corporate Bond Fund - D G | 3,716 | 101.63 | - | - |
| Edelweiss Nifty PSU Bond Plus SdI Index Fund D G | 9,93,561 | 101.41 | - | - |
| Edelweiss Nifty PSU Bond Plus SdI Index Fund 2027 R G | 9,93,996 | 101.38 | - | - |
| Invesco India Medium Duration Fund - D G | 9,826 | 101.33 | - | - |
| L & T Low Duration Fund Direct Growth | 4,21,328 | 100.53 | - | - |
| Nippon India Corporate Bond Fund - D G | 2,02,851 | 100.51 | - | - |
| DSP Short Term Fund - D G | 2,47,808 | 100.47 | - | - |
| ABSL Crisil Aaa Jun 2023 Index Fund D G | 10,00,261 | 100.43 | - | - |
| SBI Banking & PSU Fund Direct Growth | - | - | 31,504 | 804.62 |
| Sundaram Banking And PSU Debt Fund-Direct Growth | - | - | 17,95,790 | 613.80 |
| Axis Banking PSU fund Direct Growth | - | - | 48,070 | 1,008.41 |
| ABSL Floating Rate Growth Direct Plan | - | - | 2,03,278 | 550.24 |
| SBI Corporate Bond Fund-Direct Plan - Growth | - | - | 41,08,446 | 501.81 |
| L & T Banking & PSU Debit Fund - Growth | - | - | 22,84,679 | 443.33 |
| ABSL Banking & PSU Debt Fund-Growth - Direct Plan | - | - | 1,04,494 | 302.74 |
| LIC MF Banking And PSU Debt Fund - Regular Plan - G | - | - | 7,78,062 | 213.29 |

Notes to the **CONSOLIDATED** Financial Statements
for the year ended March 31, 2022

(₹ in Lakh)

| | March 31, 2022 | | March 31, 2021 | |
|---|--------------------|------------------|--------------------|------------------|
| | Nos. | Amount | Nos. | Amount |
| DSP Low Duration Fund - Direct Growth | - | - | 12,70,326 | 201.02 |
| ICICI Prudential Bond Fund - Direct Plan - Growth | - | - | 3,14,599 | 100.67 |
| Kotak Low Duration Fund Direct Growth | - | - | 3,622 | 100.46 |
| DSP Corporate Bond Fund Direct Growth | - | - | 23,58,987 | 301.97 |
| HDFC Corporate Bond Fund Regular Growth | - | - | 12,05,252 | 300.44 |
| Total | 4,66,38,047 | 10,710.91 | 3,31,46,439 | 11,131.71 |
| Aggregate amount of cost of quoted investments | | 10,140.87 | | 10,676.04 |
| Aggregate amount of market value of quoted investments | | 10,710.91 | | 11,131.71 |

(i) The Holding Company had made an investment of Rs. 2,000 lakhs in Commercial Paper (CP) issued by Cox and Kings Limited ("C&K") in four Commercial Papers between June 14, 2019 and June 26, 2019. The amounts were due for maturity/redemption in 40-45 days from date of investment. The maturity dates for the four tranches commenced on July 29, 2019 and ended on August 6, 2019. At the time of making the investment, the CP was rated as A1+ by Credit Rating agency 'CARE'. This rating indicates highest level of safety. Subsequent to making the investment, C&K defaulted in repayment of borrowings to its bankers from June 28, 2019 onwards till date.

On October 22, 2019, the National Company Law Tribunal, Mumbai (NCLT) admitted an insolvency petition against C&K, after which it imposed a moratorium on "transferring, encumbering, alienating or disposing off" of any assets belonging to C&K effective from October 22, 2019. The bench has appointed an interim resolution professional (IRP) who is overseeing the affairs of the entity. Considering the ongoing insolvency proceedings against C&K, the Holding Company was of the opinion that the probability of recovery is remote and hence had written off the same in the books of accounts and had disclosed the same as an "Exceptional item" in the Statement of Profit and Loss for the year ended March 31, 2021.

On December 16, 2021 vide order no. 587/2021, the NCLT has approved the liquidation of the Holding Company and appointed the liquidator to initiate the liquidation process. Accordingly, the Holding Company has filed an application for claims submission to the liquidator.

8. Loans

(₹ in Lakh)

| | Non - Current | | Current | |
|-------------------------------------|----------------|----------------|----------------|----------------|
| | March 31, 2022 | March 31, 2021 | March 31, 2022 | March 31, 2021 |
| Unsecured, at amortised cost | | | | |
| Loans | | | | |
| - Related parties (Refer Note 35) | 276.68 | 278.66 | - | - |
| - Others | 45.24 | 116.33 | 56.74 | - |
| | 321.92 | 394.99 | 56.74 | - |

The Group has provided loans to one of its erstwhile director of subsidiaries and to the entity in which such director holds substantial interest amounting to Rs. 276.68 lakhs (March 31, 2021 : Rs. 278.66 lakhs). The Group has taken legal action against aforesaid director and entity for recovering the aforesaid loan amount. Management is confident of obtaining the above proceeds.

Except as disclosed above, there are no loans to Directors or other officers of the Company or any of them either severally or jointly with any other person or loans to any firm in which director is a partner.

9. Other financial assets

(₹ in Lakh)

| | Non - Current | | Current | |
|--|-----------------|-----------------|----------------|----------------|
| | March 31, 2022 | March 31, 2021 | March 31, 2022 | March 31, 2021 |
| Unsecured, at amortised cost | | | | |
| Interest accrued on fixed deposits | - | - | 84.44 | 78.16 |
| Security deposits | 1,249.19 | 1,231.85 | 80.46 | 265.78 |
| Others | - | - | - | 19.00 |
| Other bank balance | | | | |
| Deposits with remaining maturity for more than 12 months (Refer note 14) | - | 300.00 | - | - |
| | 1,249.19 | 1,531.85 | 164.90 | 362.94 |

Notes to the CONSOLIDATED Financial Statements for the year ended March 31, 2022

10. Income tax assets (net)

(₹ in Lakh)

| | March 31, 2022 | March 31, 2021 |
|--|-----------------|----------------|
| Advance income tax net of provision for current tax & including tax deducted at source | 1,701.97 | 605.69 |
| MAT credit entitlement | 0.51 | 0.51 |
| | 1,702.48 | 606.20 |

11. Other assets

(₹ in Lakh)

| | Non - Current | | Current | |
|--|-----------------|-----------------|-----------------|-----------------|
| | March 31, 2022 | March 31, 2021 | March 31, 2022 | March 31, 2021 |
| Unsecured, considered good | | | | |
| Capital advances (Refer Note (i) below) | 2,149.04 | 2,058.34 | - | - |
| Advances recoverable in cash or kind | | | | |
| - Related parties (Refer Note 35) | - | - | 4,435.19 | 5,150.90 |
| - Others | - | - | 732.82 | 607.21 |
| Advance to employees | - | - | 65.70 | 26.70 |
| Prepaid expenses | - | - | 298.99 | 303.75 |
| Leave encashment fund | - | - | - | 70.03 |
| Balances with statutory/government authorities | - | - | 629.35 | 177.36 |
| | 2,149.04 | 2,058.34 | 6,162.05 | 6,335.95 |
| Unsecured, credit impaired | | | | |
| Advances recoverable in cash or kind | | | | |
| - Others | - | - | 43.23 | - |
| - Employees | - | - | 2.08 | - |
| Less : Provision for doubtful advances | - | - | (45.31) | - |
| Total | 2,149.04 | 2,058.34 | 6,162.05 | 6,335.95 |

(i) Capital advances includes the following :

(a) During the year 2013-2014, the Kurlon Limited had paid an advance of Rs. 1,222.76 lakhs to Maha Rashtra Apex Corporation Limited (MRACL) (a related party) for purchase of land. In an earlier year, the Honorable Karnataka High Court (the Court) had vide its order dated October 08, 2004 had stated that sale of land can be carried out only with its permission. Subsequently, the Court vide its order dated April 20, 2012 accorded its consent for the sale of land to Kurlon Limited. Hence, the advance is considered good and recoverable. During the financial year 2014-2015, the advance was transferred by Kurlon Limited to the Holding Company and has been carried in the books till date. The Holding Company and MRACL is in the process of completing necessary steps required for the aforesaid execution of sale deed.

(b) Represents advance paid to Kurlon Limited towards acquisition of 3 manufacturing premises in and around Bengaluru, detailed below :

(₹ in Lakh)

| Location/Address | Amount |
|--|---------------|
| Karnataka - No.49, 3rd Phase, Peenya Industrial Area, Bangalore - 560058 | 45.99 |
| Karnataka - No. 7, Survey No-106/107, KIADB Industrial Area, Yedehalli Village, Dobbaspeth, Bangalore - 562211 - Sofa Unit | 341.04 |
| Karnataka - No. 22 & 23 KIADB Indl Area, Dobbaspeth, Bangalore - 562211 | 235.04 |
| | 622.07 |

Subsequent to the year end, the Holding Company has adjusted above advance against security deposit towards lease agreement entered with Kurlon Limited.

Notes to the CONSOLIDATED Financial Statements for the year ended March 31, 2022

12. Inventories (valued at lower of cost and net realizable value)

(₹ in Lakh)

| | As at March 31, 2022 | As at March 31, 2021 |
|---|----------------------|----------------------|
| Raw materials (includes in transit Rs. 657.89 lakhs (March 31, 2021 - Rs. Nil)) | 5,242.40 | 4,487.83 |
| Work in progress | 1,875.96 | 1,804.89 |
| Finished goods (includes in transit Rs. Nil (March 31, 2021 - Rs. 30.70 lakhs)) | 3,536.69 | 3,722.45 |
| Spares and consumables | 546.30 | 523.77 |
| Traded goods | 812.68 | 1,140.81 |
| | 12,014.03 | 11,679.75 |

The carrying value of inventories as reflected above is net of provision for aged/slow moving stock of Rs. 752.67 lakhs (March 31, 2021 : Rs. 920.88 lakhs).

13. Trade receivables

(₹ in Lakh)

| | As at March 31, 2022 | As at March 31, 2021 |
|-------------------------------------|----------------------|----------------------|
| Financial assets, at amortised cost | | |
| Unsecured, considered good | 5,606.76 | 5,481.07 |
| Unsecured, credit impaired | 1,592.89 | 1,045.17 |
| | 7,199.65 | 6,526.24 |
| Provision for doubtful receivables | (1,592.89) | (1,045.17) |
| | 5,606.76 | 5,481.07 |

Notes:

- (i) Trade receivables are non-interest bearing and are generally on terms of 7 to 90 days.
- (ii) For balances with related parties, refer Note 35.
- (iii) Ageing of trade receivables

(₹ in Lakh)

| | Outstanding for following periods from the due date of payment | | | | | | |
|--|--|--------------------|--------------------|---------------|---------------|-------------------|-----------------|
| | Not due | Less than 6 months | 6 months to 1 year | 1 - 2 years | 2 - 3 years | More than 3 years | Total |
| March 31, 2022 | | | | | | | |
| Undisputed trade receivables - considered good | 571.64 | 4,756.29 | 261.62 | 14.56 | 1.83 | 0.82 | 5,606.76 |
| Undisputed trade receivables - credit impaired | - | - | - | 872.50 | 227.37 | 151.86 | 1,251.73 |
| Disputed trade receivables - credit impaired | - | - | - | 76.28 | 104.38 | 160.50 | 341.16 |
| Total | 571.64 | 4,756.29 | 261.62 | 963.34 | 333.58 | 313.18 | 7,199.65 |
| March 31, 2021 | | | | | | | |
| Undisputed trade receivables - considered good | 3,172.41 | 1,754.75 | 553.91 | - | - | - | 5,481.07 |
| Undisputed trade receivables - credit impaired | - | - | 58.32 | 385.70 | 199.44 | 82.15 | 725.61 |
| Disputed trade receivables - credit impaired | - | - | 10.95 | 51.51 | 96.38 | 160.72 | 319.56 |
| Total | 3,172.41 | 1,754.75 | 623.18 | 437.21 | 295.82 | 242.87 | 6,526.24 |

Notes to the **CONSOLIDATED** Financial Statements
for the year ended March 31, 2022

14. Cash and bank balances

(₹ in Lakh)

| | Non - Current | | Current | |
|---|----------------|----------------|-----------------|-----------------|
| | March 31, 2022 | March 31, 2021 | March 31, 2022 | March 31, 2021 |
| Cash and cash equivalents | | | | |
| Cash in hand | - | - | 6.78 | 9.96 |
| Balances with banks : | | | | |
| In current accounts | - | - | 500.22 | 554.13 |
| Deposits with original maturity for less than 3 months | - | - | 5.98 | 10.18 |
| | - | - | 512.98 | 574.28 |
| Other bank balances | | | | |
| Deposits with remaining maturity for less than 12 months | - | - | 4,090.00 | 3,567.55 |
| Deposits with remaining maturity for More than 12 months | - | 300.00 | - | - |
| Earmarked balances with banks * | - | - | 145.00 | 143.24 |
| Unpaid dividend | - | - | 15.71 | 7.42 |
| | - | 300.00 | 4,250.71 | 3,718.21 |
| Less: Amount disclosed under other non- current financial assets (Refer note 9) | - | (300.00) | - | - |
| | - | - | 4,763.69 | 4,292.49 |

* Deposits receipts pledged with banks for obtaining letter of credit & bank guarantee facilities.

15. Equity share capital

(₹ in Lakh)

| | March 31, 2022 | | March 31, 2021 | |
|--|---------------------|-----------------|---------------------|-----------------|
| | Nos. | Amount | Nos. | Amount |
| Authorised shares | | | | |
| Equity shares of Rs. 5/- each with voting rights | 15,06,00,000 | 7,530.00 | 15,06,00,000 | 7,530.00 |
| | 15,06,00,000 | 7,530.00 | 15,06,00,000 | 7,530.00 |
| Issued, subscribed and fully paid-up shares | | | | |
| Equity shares of Rs. 5/- each with voting rights | 3,65,52,261 | 1,827.62 | 3,65,52,261 | 1,827.62 |
| | 3,65,52,261 | 1,827.62 | 3,65,52,261 | 1,827.62 |

a. Reconciliation of equity shares outstanding at the beginning and at the end of the reporting year

(₹ in Lakh)

| | March 31, 2022 | | March 31, 2021 | |
|------------------------------------|--------------------|-----------------|--------------------|-----------------|
| | Nos. | Amount | Nos. | Amount |
| At the beginning of the year | 3,65,52,261 | 1,827.62 | 3,63,82,393 | 1,819.12 |
| Issued during the year | - | - | 1,69,868 | 8.50 |
| Outstanding at the end of the year | 3,65,52,261 | 1,827.62 | 3,65,52,261 | 1,827.62 |

b. Terms and rights attached to equity shares

The Holding Company has only one class of equity shares having par value of Rs. 5 per share. Each holder of equity share is entitled to one vote per share. The Holding Company declares and pays dividends in Indian rupees. The dividend proposed by the Board of Directors is subject to the approval of the shareholders in the ensuing Annual General Meeting.

In the event of liquidation of the Holding Company, the holders of equity shares will be entitled to receive remaining assets of the Holding Company, after distribution of all preferential amounts. The distribution will be in proportion to the number of equity shares held by the shareholders.

Notes to the **CONSOLIDATED** Financial Statements
for the year ended March 31, 2022

c. Shares held by holding/ultimate holding company and/or their subsidiaries/associates

(₹ in Lakh)

| | March 31, 2022 | | March 31, 2021 | |
|--|--------------------|---------------|--------------------|---------------|
| | Nos. | Amount | Nos. | Amount |
| Kurlon Limited | | | | |
| Equity shares of Rs. 5/- each with voting rights | 3,09,24,115 | 84.60% | 3,09,49,615 | 84.67% |
| | 3,09,24,115 | 84.60% | 3,09,49,615 | 84.67% |

d. Details of shareholders holding more than 5% shares in the Company

(₹ in Lakh)

| | March 31, 2022 | | March 31, 2021 | |
|--------------------------------------|------------------|--------------|------------------|--------------|
| | Nos. | Amount | Nos. | Amount |
| Equity shares of Rs. 5/- each | | | | |
| Kurlon Limited | 3,09,24,115 | 84.60% | 3,09,49,615 | 84.67% |
| Indian Business Excellence Fund II A | 23,54,086 | 6.44% | 23,54,086 | 6.44% |

Includes the beneficial interest in 100 shares, which are registered in the name of the Managing Director.

e. Details of shares issued for consideration other than cash during the preceding five years

(₹ in Lakh)

| | March 31, 2022 | March 31, 2021 | March 31, 2020 | March 31, 2019 | March 31, 2018 |
|-------------------------------|----------------|----------------|----------------|------------------|------------------|
| Equity shares of Rs. 5/- each | | | | | |
| Fully paid up bonus shares | - | - | - | 85,95,013 | 53,09,120 |
| | - | - | - | 85,95,013 | 53,09,120 |

f. Details of shares held by promoters

As at March 31, 2022

(₹ in Lakh)

| | No. of shares at the beginning of the year | Change during the year | No. of shares at the end of the year | % of total shares | % change during the year |
|--------------------|--|------------------------|--------------------------------------|-------------------|--------------------------|
| Kurlon Limited | 3,09,49,615 | (25,500) | 3,09,24,115 | 84.60% | -0.08% |
| Tonse Sudhakar Pai | 347 | - | 347 | 0.00% | 0.00% |
| Jaya Sudhakar Pai | 347 | - | 347 | 0.00% | 0.00% |
| | 3,09,50,309 | (25,500) | 3,09,24,809 | 84.60% | -0.08% |

15. Equity share capital (contd.)

As at March 31, 2022

(₹ in Lakh)

| | No. of shares at the beginning of the year | Change during the year | No. of shares at the end of the year | % of total shares | % change during the year |
|--------------------|--|------------------------|--------------------------------------|-------------------|--------------------------|
| Kurlon Limited | 3,09,46,755 | 2,860 | 3,09,49,615 | 84.67% | 0.01% |
| Tonse Sudhakar Pai | 347 | - | 347 | 0.00% | 0.00% |
| Jaya Sudhakar Pai | 347 | - | 347 | 0.00% | 0.00% |
| | 3,09,47,449 | 2,860 | 3,09,50,309 | 84.67% | 0.01% |

Notes to the CONSOLIDATED Financial Statements for the year ended March 31, 2022

g. Dividend made and proposed

(₹ in Lakh)

| | March 31, 2022 | | March 31, 2021 | |
|--|----------------|----------|----------------|----------|
| | Dividend/Share | Rs. | Dividend/Share | Rs. |
| Dividend on equity shares declared and paid | | | | |
| Final dividend for the year ended March 31, 2021 paid in financial year 2021-22: Rs 1,827.61 lakhs (for the year ended March 31, 2020 paid in financial year 2020-21: Rs 1,279.33 lakhs) | 5.00 | 1,827.61 | 3.50 | 1,279.33 |
| Proposed dividend on equity shares* | | | | |
| Proposed dividend for the year ended March 31, 2022 : Rs 182.76 Lakhs (for the year ended March 31, 2021: Rs 1,827.61 lakhs) | 0.50 | 182.76 | 5.00 | 1,827.61 |

*Proposed dividends on equity shares are subject to approval at the annual general meeting and are not recognised as a liability as at March 31.

16. Other equity

(₹ in Lakh)

| | As at March 31, 2022 | As at March 31, 2021 |
|---|----------------------|----------------------|
| Share application money pending allotment | | |
| Balance at the beginning of the year | - | 3,249.40 |
| Add : Transfer to equity share capital on issue of shares | | (8.50) |
| Add : Transfer to securities premium on issue of shares | - | (3,240.90) |
| Balance as at end of the year | - | - |
| Securities premium account | | |
| Balance at the beginning of the year | 14,860.48 | 11,619.58 |
| Add : Premium on issue of shares | - | 3,240.90 |
| Balance as at end of the year | 14,860.48 | 14,860.48 |
| General reserve | | |
| Balance at the beginning of the year | 1,286.11 | 1,286.11 |
| Add : Transfer from surplus in the statement of profit and loss | - | - |
| Balance as at end of the year | 1,286.11 | 1,286.11 |
| Capital reserve | | |
| Balance at the beginning of the year | 312.24 | 57.14 |
| Add : Transfer from surplus in the statement of profit and loss (Refer Note (a) below and 47) | - | 251.27 |
| Add : Adjustment on consolidation | - | 3.83 |
| Balance as at end of the year | 312.24 | 312.24 |
| Retained earnings | | |
| Balance at the beginning of the year | 30,344.18 | 28,561.79 |
| Add : Profit for the year | (558.37) | 3,359.87 |
| Add : Other comprehensive income/(loss) for the year | (107.33) | (57.06) |
| Less : Non-controlling interest | (1.44) | (0.16) |
| Less : Transferred to capital reserve (Refer Note (a) below and 47) | - | (251.27) |
| Add : Adjustment on consolidation | - | 10.34 |
| Less : Dividend paid | (1,827.61) | (1,279.33) |
| Balance as at end of the year | 27,849.41 | 30,344.18 |
| Total | 44,308.24 | 46,803.01 |

(a) During the year ended March 31, 2022, the Holding Company's subsidiary, Starship Value Chain and Manufacturing Private Limited has acquired business from Starship Global VCT LLP vide Business transfer agreement dated March 01, 2022, which was carrying on business on behalf of the Holding Company. Pursuant to the Appendix C of Ind AS 103 - Business Combinations, the subsidiary company has accounted the acquired business under the common control method.

Notes to the CONSOLIDATED Financial Statements for the year ended March 31, 2022

17. Lease liabilities

(₹ in Lakh)

| | Non - Current | | Current | |
|-------------------|----------------|----------------|----------------|----------------|
| | March 31, 2022 | March 31, 2021 | March 31, 2022 | March 31, 2021 |
| Lease liabilities | 1,853.20 | 3,043.89 | 831.68 | 839.54 |
| | 1,853.20 | 3,043.89 | 831.68 | 839.54 |

The movement of lease liabilities during the year is as below:

(₹ in Lakh)

| | As at March 31, 2022 | As at March 31, 2021 |
|-------------------------------|----------------------|----------------------|
| At the beginning of the year | 3,883.43 | 5,196.42 |
| Additions | 1,396.95 | 410.97 |
| Interest expense | 346.73 | 334.29 |
| Payments | (1,228.38) | (979.54) |
| Termination of leases | (1,713.85) | (1,078.71) |
| At the end of the year | 2,684.88 | 3,883.43 |

The maturity analysis of lease liabilities are disclosed in Note 41.

18. Other financial liabilities

(₹ in Lakh)

| | Non - Current | | Current | |
|-------------------------------------|----------------|----------------|----------------|----------------|
| | March 31, 2022 | March 31, 2021 | March 31, 2022 | March 31, 2021 |
| Unsecured, at amortised cost | | | | |
| Security deposits | 5,361.77 | 5,478.51 | 18.00 | - |
| Employee related liabilities | - | - | 1,018.22 | 625.19 |
| Payable for capital goods | - | - | 150.93 | 56.91 |
| Unpaid dividend account | - | - | 15.71 | 7.42 |
| | 5,361.77 | 5,478.51 | 1,202.86 | 689.52 |

19. Provisions

(₹ in Lakh)

| | Non - Current | | Current | |
|---------------------------------|----------------|----------------|----------------|----------------|
| | March 31, 2022 | March 31, 2021 | March 31, 2022 | March 31, 2021 |
| Provision for warranty * | 374.32 | 656.17 | 444.52 | 142.67 |
| Provision for employee benefits | | | | |
| Gratuity (Refer Note 40) | 147.57 | 1.96 | 123.57 | 24.53 |
| Compensated absences | - | - | 34.61 | - |
| | 521.89 | 658.13 | 602.70 | 167.20 |

19. Provisions (contd.)

* Provision for warranty :

The Holding Company provides warranties on its products, undertaking to repair or replace the items that fail to perform satisfactorily during the warranty period. Provision made as at year end represent the amount of the expected cost based on past experience of meeting such obligations. The table below gives information about movement in warranty provisions.

Notes to the CONSOLIDATED Financial Statements for the year ended March 31, 2022

| | (₹ in Lakh) | |
|--------------------------------------|----------------------|----------------------|
| | As at March 31, 2022 | As at March 31, 2021 |
| Balance as at beginning of the year | 798.84 | 818.84 |
| Provisions created during the year | 328.64 | 97.18 |
| Amounts utilised during the year | (308.64) | (117.18) |
| Balance as at end of the year | 818.84 | 798.84 |
| Current | 444.52 | 142.67 |
| Non-current | 374.32 | 656.17 |

| | (₹ in Lakh) | | | |
|--------------------------|-----------------|-----------------|----------------|----------------|
| | Non - Current | | Current | |
| | March 31, 2022 | March 31, 2021 | March 31, 2022 | March 31, 2021 |
| Deferred tax liabilities | 2,613.78 | 2,780.47 | - | - |
| Deferred tax assets | (979.33) | (398.61) | - | - |
| | 1,634.45 | 2,381.86 | - | - |

Refer Note 43 for further details.

| | (₹ in Lakh) | | | |
|--|----------------|----------------|----------------|-----------------|
| | Non - Current | | Current | |
| | March 31, 2022 | March 31, 2021 | March 31, 2022 | March 31, 2021 |
| Secured borrowings | | | | |
| Loans from banks | - | - | 17.28 | 520.57 |
| Unsecured borrowings | | | | |
| Loans from related parties (Refer Note 35) | 62.87 | 44.96 | 676.30 | 676.30 |
| | 62.87 | 44.96 | 693.58 | 1,196.87 |

(a) Loan from banks of Rs. 17.28 lakhs (March 31, 2021 : Rs. 520.57 lakhs)

(i) The Group has obtained various facilities from Axis Bank and IDBI Bank. The loan is secured by first pari passu charge on entire current assets of the Holding Company. The loan is repayable on demand and carries interest rate of 3 months MCLR + 0.2% p.a. and 1 year MCLR + 0.1% p.a. on the cash credit facility respectively. The outstanding balance against the aforesaid facility as of March 31, 2022 is Rs. Nil (March 31, 2021 : Rs. 498.94 lakhs).

(ii) The Group has obtained corporate credit cards from banks and the outstanding balance as of March 31, 2022 is Rs. 17.28 lakhs (March 31, 2021 : Rs. 21.63 lakhs).

(b) Loan from related parties of Rs. 739.17 lakhs (March 31, 2021 : Rs. 721.26 lakhs)

(i) The Group has obtained a loan from Mrs. Jaya S Pai, Director. The loan is unsecured and is repayable on demand and carries interest rate of 8.5% p.a. The outstanding balance against the aforesaid facility as of March 31, 2022 is Rs. 676.30 lakhs (March 31, 2021 : Rs. 676.30 lakhs).

(ii) The Group has obtained a loan from Kurlon Limited. The loan is unsecured and is repayable on demand and carries interest rate of 8% p.a. The outstanding balance against the aforesaid facility as of March 31, 2022 is Rs. 62.87 lakhs (March 31, 2021 : Rs. 44.96 lakhs).

The table below depicts changes in the Group liabilities arising from financing activities, including both cash and non-cash changes :

Notes to the CONSOLIDATED Financial Statements for the year ended March 31, 2022

| | (₹ in Lakh) | | | |
|--|-----------------------|-------------------|----------------------|-----------------|
| | Beginning of the year | Cash flows (net) | Non cash adjustments | End of the year |
| Reconciliation of liabilities arising from financing activities | | | | |
| March 31, 2022 | | | | |
| Loans from banks | 520.57 | (503.29) | - | 17.28 |
| Loans from related parties | 721.26 | 17.91 | - | 739.17 |
| Lease liabilities | 3,883.43 | (881.65) | (316.90) | 2,684.88 |
| | 5,125.26 | (1,367.03) | (316.90) | 3,441.33 |
| March 31, 2021 | | | | |
| Loans from banks | 1,216.90 | (696.33) | - | 520.57 |
| Loans from other financial institutions | 495.82 | (495.82) | - | - |
| Loans from related parties | 676.30 | 44.96 | - | 721.26 |
| Lease liabilities | 5,196.42 | (645.25) | (667.74) | 3,883.43 |
| | 7,585.44 | (1,792.44) | (667.74) | 5,125.26 |

| | (₹ in Lakh) | |
|--|----------------------|----------------------|
| | As at March 31, 2022 | As at March 31, 2021 |
| 22. Trade payables | | |
| At amortised cost | | |
| Total outstanding dues of micro enterprises and small enterprises (Refer Note 36) | 355.45 | 314.96 |
| Total outstanding dues of creditors other than micro enterprises and small enterprises | 11,636.31 | 8,447.74 |
| | 11,991.76 | 8,762.70 |

| | (₹ in Lakh) | | | | | |
|--------------------------------------|--|------------------|--------------|--------------|-------------------|------------------|
| | Outstanding for following periods from the date of transaction | | | | | |
| | Unbilled | Less than 1 year | 1 - 2 years | 2 - 3 years | More than 3 years | Total |
| March 31, 2022 | | | | | | |
| Undisputed trade payables - MSME | 31.54 | 323.91 | - | - | - | 355.45 |
| Undisputed trade payables - Non MSME | 6,048.39 | 5,479.40 | 65.68 | 12.41 | 30.43 | 11,636.31 |
| Total | 6,079.93 | 5,803.31 | 65.68 | 12.41 | 30.43 | 11,991.76 |
| March 31, 2021 | | | | | | |
| Undisputed trade payables - MSME | 8.96 | 306.00 | - | - | - | 314.96 |
| Undisputed trade payables - Non MSME | 2,410.61 | 6,006.44 | 17.89 | 12.80 | - | 8,447.74 |
| Total | 2,419.57 | 6,312.44 | 17.89 | 12.80 | - | 8,762.70 |

| | (₹ in Lakh) | |
|---|----------------------|----------------------|
| | As at March 31, 2022 | As at March 31, 2021 |
| 23. Other current liabilities | | |
| Contract liabilities - Advance from customers | 616.83 | 615.62 |
| Statutory dues payables | 560.64 | 272.07 |
| Payables to related parties | 98.11 | (0.00) |
| Other liabilities | 119.78 | 8.79 |
| | 1,395.36 | 896.48 |

Contract liabilities are recognised as revenues when the Group performs under the contract (i.e. transfer of control of the related goods).

Notes to the CONSOLIDATED Financial Statements for the year ended March 31, 2022

24. Revenue from operations

| | (₹ in Lakh) | |
|--|----------------------|----------------------|
| | As at March 31, 2022 | As at March 31, 2021 |
| Revenue from contracts with customers | | |
| Sale of products | | |
| Finished goods | 70,847.88 | 69,750.88 |
| Traded goods | 15,658.69 | 10,953.72 |
| Less : Schemes & rebates | (7,486.13) | (5,110.45) |
| Sale of services | 13.56 | 1.33 |
| Other operating revenue | | |
| Scrap sales | 224.73 | 178.31 |
| Others | 256.65 | 108.58 |
| Revenue from operations | 79,515.38 | 75,882.37 |

(a) Timing of revenue from operations

| | (₹ in Lakh) | |
|--------------------------------------|----------------------|----------------------|
| | As at March 31, 2022 | As at March 31, 2021 |
| Goods transferred at a point in time | 79,501.82 | 75,881.04 |
| Services transferred over time | 13.56 | 1.33 |
| | 79,515.38 | 75,882.37 |

(b) Reconciliation of amount of revenue recognised with contract price

| | (₹ in Lakh) | |
|-------------------------------|----------------------|----------------------|
| | As at March 31, 2022 | As at March 31, 2021 |
| Revenue as per contract price | 87,001.51 | 80,992.82 |
| Less : Discounts | (7,486.13) | (5,110.45) |
| | 79,515.38 | 75,882.37 |

(c) Movement in contract liabilities during the year*

| | (₹ in Lakh) | |
|--|----------------------|----------------------|
| | As at March 31, 2022 | As at March 31, 2021 |
| Opening balance | 615.62 | 64.07 |
| Less : Revenue recognised during the year | (615.62) | (64.07) |
| Add : Amount of consideration received during the year | 616.83 | 615.62 |
| | 616.83 | 615.62 |

*Contract liabilities consists of advances received from customers towards supply of products.

Notes to the CONSOLIDATED Financial Statements for the year ended March 31, 2022

25. Other income

| | (₹ in Lakh) | |
|---|----------------------|----------------------|
| | As at March 31, 2022 | As at March 31, 2021 |
| Interest income | | |
| - On fixed deposits | 269.45 | 143.23 |
| - On security deposits | 20.74 | 18.29 |
| - On others | 7.78 | 39.35 |
| Fair value gain on mutual fund at fair value through profit or loss | 125.48 | 411.97 |
| Gain on sale of investments in mutual funds | 355.41 | 46.92 |
| Liabilities no longer required written back | 40.48 | - |
| Gain on modification/termination of lease | 363.83 | - |
| Foreign currency exchange gain (net) | - | 2.77 |
| Miscellaneous income | 181.64 | 180.34 |
| | 1,364.81 | 842.87 |

26. Cost of raw materials consumed

| | (₹ in Lakh) | |
|--|----------------------|----------------------|
| | As at March 31, 2022 | As at March 31, 2021 |
| Inventories at the beginning of the year | 4,487.83 | 3,735.56 |
| Add: Purchases | 37,116.38 | 33,281.90 |
| Less: Inventories at the end of the year | (5,242.40) | (4,487.83) |
| Cost of raw materials consumed | 36,361.81 | 32,529.63 |

27. Purchase of traded goods

| | (₹ in Lakh) | |
|--------------------------|----------------------|----------------------|
| | As at March 31, 2022 | As at March 31, 2021 |
| Purchase of traded goods | 8,856.30 | 7,461.91 |
| | 8,856.30 | 7,461.91 |

28. Changes in inventories of finished goods, work-in-progress and traded goods

| | (₹ in Lakh) | |
|---|----------------------|----------------------|
| | As at March 31, 2022 | As at March 31, 2021 |
| Inventories at the end of the year | | |
| Finished goods | 3,536.69 | 3,722.45 |
| Work in progress | 1,875.96 | 1,804.89 |
| Traded goods | 812.68 | 1,140.81 |
| | 6,225.33 | 6,668.15 |
| Inventories at the beginning of the year | | |
| Finished goods | 3,722.45 | 4,779.12 |
| Work in progress | 1,804.89 | 1,601.56 |
| Traded goods | 1,140.81 | 1,580.65 |
| | 6,668.15 | 7,961.33 |
| | 442.82 | 1,293.18 |

Notes to the CONSOLIDATED Financial Statements for the year ended March 31, 2022

29. Employee benefit expenses

| | (₹ in Lakh) | |
|---|----------------------|----------------------|
| | As at March 31, 2022 | As at March 31, 2021 |
| Salaries, wages and bonus | 6,668.09 | 6,151.67 |
| Gratuity expenses (Refer Note 40) | 111.49 | 48.98 |
| Contribution to provident and other funds (Refer Note 40) | 364.24 | 327.42 |
| Staff welfare expenses | 218.45 | 152.53 |
| | 7,362.27 | 6,680.60 |

30. Finance costs

| | (₹ in Lakh) | |
|--------------------------|----------------------|----------------------|
| | As at March 31, 2022 | As at March 31, 2021 |
| Interest expenses | | |
| - On borrowings | 91.99 | 58.79 |
| - On lease liabilities | 346.73 | 334.80 |
| Customer financing costs | 89.79 | 90.78 |
| Other 44.45 | 42.62 | |
| | 572.96 | 526.99 |

31. Depreciation and amortisation expense

| | (₹ in Lakh) | |
|---|----------------------|----------------------|
| | As at March 31, 2022 | As at March 31, 2021 |
| Depreciation of property, plant and equipment | 2,372.25 | 2,040.49 |
| Amortisation of intangible assets | 138.05 | 144.78 |
| Amortisation of right to use assets | 1,094.32 | 940.10 |
| | 3,604.62 | 3,125.37 |

32. Other expenses

| | (₹ in Lakh) | |
|--|----------------------|----------------------|
| | As at March 31, 2022 | As at March 31, 2021 |
| Consumption of stores, spares and consumables | 324.71 | 262.12 |
| Power and fuel | 941.94 | 759.41 |
| Freight outward | 8,088.67 | 5,337.70 |
| Rent | 409.08 | 971.07 |
| Repairs and maintenance | | |
| Buildings | 81.83 | 15.50 |
| Plant and machinery | 150.76 | 128.67 |
| Others | 421.11 | 337.54 |
| Tailoring and fabrication | 3,094.72 | 2,956.97 |
| Manpower charges | 519.21 | 209.23 |
| Office expenses | 132.11 | - |
| Rates and taxes | 197.14 | 203.01 |
| Expenditure on corporate social responsibility | 202.99 | 259.82 |
| Insurance expenses | 311.07 | 299.71 |
| Foreign currency exchange loss (net) | 16.51 | - |
| Security expenses | 565.34 | 578.30 |

Notes to the CONSOLIDATED Financial Statements for the year ended March 31, 2022

32. Other expenses

| | (₹ in Lakh) | |
|---|----------------------|----------------------|
| | As at March 31, 2022 | As at March 31, 2021 |
| Postage and telephone expenses | 138.32 | 75.24 |
| Payment to auditors * | 65.00 | 52.00 |
| Advertisement, promotion and selling expenses | 4,453.40 | 2,404.91 |
| Travelling and conveyance expenses | 1,066.53 | 339.40 |
| Legal and consultancy charges | 1,697.16 | 1,020.77 |
| Director's sitting fees | 1.67 | 2.58 |
| Loss on sale of property, plant and equipment | 339.09 | 294.38 |
| Advance to suppliers written off | - | 29.45 |
| Bad debts written off | 0.09 | 1.35 |
| Deposits written off | 31.46 | 22.75 |
| Provision for bad and doubtful debts | 594.68 | 250.96 |
| Provision for doubtful advances | 45.31 | - |
| Provision for warranty | 328.80 | 97.17 |
| Miscellaneous expenditure | 345.57 | 258.33 |
| | 24,564.27 | 17,168.34 |
| * Payment to auditors (excluding goods and service tax) | | |
| Audit services : | | |
| Statutory audit (Refer Note (a)) | 65.00 | 49.00 |
| Tax audit | - | 3.00 |
| Others | - | - |
| Out of pocket expenses | - | - |
| | 65.00 | 52.00 |

(a) Payments to auditors for the year ended March 31, 2021 is pertaining to erstwhile auditors.

33. Earnings per share (EPS)

| | (₹ in Lakh) | |
|--|----------------------|----------------------|
| | As at March 31, 2022 | As at March 31, 2021 |
| Profit/(Loss) for the year | (558.37) | 3,359.87 |
| Weighted average number of equity shares outstanding (Basic and diluted) | 3,65,52,261 | 3,65,52,261 |
| Earnings/(loss) per share (Basic and diluted) | (1.53) | 9.19 |

34. Segment reporting

The Group primarily is in the business of manufacture, purchase and sale of mattress, foam and related products. In addition, certain subsidiaries of the Holding Company are engaged in the generation of solar power which is not material at Group level. Considering the size of solar operations, the Group does not distinguish revenues and expenses between different businesses in its internal reporting and reports costs and expenses by nature as a whole. The CODM reviews the results when making decision about allocating resources and assessing performance of the Group as a whole and hence, the Group has only one reportable segment. The Group operates and manages its business as a single segment. As the Group's long-lived assets are all located in India and the Group's revenues are derived from India, no geographical information is presented.

Notes to the CONSOLIDATED Financial Statements for the year ended March 31, 2022

35. Related party disclosure

| Names of related parties and related party relationships | |
|--|--|
| Names of related parties where control exists irrespective of whether transactions have occurred or not | |
| Holding Company | Kurlon Limited |
| Other related parties with whom transactions have taken place during the year | |
| Subsidiaries | Kurlon Retail Limited, Komfort Universe Products & Services Limited Belvedere International Limited, Kanvas Concepts Private Limited Starship Value Chain and Manufacturing Private Limited (Formerly Starship Manufacturing & Services Private Limited), Sevalal Solar Private Limited Sirar Solar Energies Private Limited, Sirar Dhotre Solar Private Limited Starship Global VCT LLP., Home Komfort Retail LLP. |
| Fellow subsidiaries | Manipal Software & E-Commerce Private Limited Manipal Natural Extracts Private Limited |
| Enterprises owned or significantly influenced by key management personnel /Directors and their relatives | Maha Rashtra Apex Corporation Limited Jayamahal Trade and Investments Private Limited Manipal Advertising Services Private Limited Metropolis Builders Private Limited Jai Bharath Mills Private Limited Manipal Travels Private Limited Anant Solar Systems |
| Directors and Key Management Personnel (KMP) | T. Sudhakar Pai, Managing Director Jaya S. Pai, Director Jyothi Pradhan, Chief Executive Officer Abhilash Kamti, Chief Financial Officer (w.e.f. June 01, 2022) Ritesh Shroff, Chief Financial Officer (up to December 07, 2021) Monu Kumar, Company Secretary H. N. Shrinivas, Director (w.e.f. May 07, 2022) Nagarajan S, Director (w.e.f. May 07, 2022) Nitin G. Khot, Non-Executive Director (up to May 07, 2022) S. Ananthanarayanan, Non-Executive Director (up to May 07, 2022) Ashoka Bhima Dhotre, Director of subsidiary Savitha Ashok Dhotre, Director of subsidiary Basaka Bhima Dhotre, Director of subsidiary Shakuntala Naik, Director of subsidiary Sunil Roopsingh Rathod, Director subsidiary Sham Sunder, Director of subsidiary |

The transactions that have been entered into with related parties during the year are as follows:

(₹ in Lakh)

| | As at March 31, 2022 | As at March 31, 2021 |
|--|----------------------|----------------------|
| Sale of products | | |
| Manipal Advertising Services Private Limited | 0.30 | - |
| | 0.30 | - |
| Purchases | | |
| Kurlon Limited | 8,749.41 | 7,437.94 |
| | 8,749.41 | 7,437.94 |
| Managerial remuneration | | |
| T Sudhakar Pai | 75.92 | 261.71 |
| Jyothi Pradhan | 79.07 | 44.67 |
| Ritesh Shroff | 41.83 | 48.05 |
| Monu Kumar | 12.77 | 10.33 |
| Ashoka Bhima Dhotre | 15.75 | 18.00 |
| Savitha Ashok Dhotre | 2.25 | 6.44 |
| | 227.59 | 389.20 |

Notes to the CONSOLIDATED Financial Statements for the year ended March 31, 2022

35. Related party disclosure (contd.)

| | As at March 31, 2022 | As at March 31, 2021 |
|---|----------------------|----------------------|
| Interest expenses | | |
| Jaya S Pai | 52.88 | 55.80 |
| Kurlon Limited | 4.87 | 1.38 |
| | 57.75 | 57.18 |
| Legal and consultancy charges | | |
| Manipal Software & E-Commerce Pvt Ltd | 344.38 | 156.55 |
| Savitha Ashok Dhotre | 6.08 | - |
| Basaka Bhima Dhotre | 1.50 | - |
| | 351.96 | 156.55 |
| Advertisement and sales promotion expenses | | |
| Manipal Advertising Services Private Limited | 1,302.21 | 1,187.33 |
| | 1,302.21 | 1,187.33 |
| Travelling and conveyance | | |
| Manipal Travels (India) Private Limited | 166.69 | 38.80 |
| | 166.69 | 38.80 |
| Rent | | |
| Shakuntala Naik | 56.15 | - |
| Sunil Roopsingh Rathod | 18.00 | 18.00 |
| Kurlon Limited | 4.37 | - |
| | 78.52 | 18.00 |
| Expense reimbursed to related parties | | |
| Kurlon Limited | 0.09 | - |
| | 0.09 | - |
| Sitting fees | | |
| Nitin G Khot | 0.13 | 0.65 |
| S Ananthanarayanan | 0.13 | 0.91 |
| Jaya S Pai | 0.64 | 1.02 |
| S Nagarajan | 0.39 | - |
| H N Shrinivas | 0.39 | - |
| | 1.68 | 2.58 |
| Dividend paid | | |
| Kurlon Limited | 1,546.24 | 1,084.99 |
| | 1,546.24 | 1,084.99 |

The balances receivable from and payable to related parties as at year end are as follows :

(₹ in Lakh)

| | As at March 31, 2022 | As at March 31, 2021 |
|-----------------------------------|----------------------|----------------------|
| Capital advances | | |
| Maha Rashtra Apex Corporation Ltd | 1,222.76 | 1,222.76 |
| Kurlon Limited | 622.00 | 622.00 |
| | 1,844.76 | 1,844.76 |

Notes to the **CONSOLIDATED** Financial Statements
for the year ended March 31, 2022

| | (₹ in Lakh) | |
|--|----------------------|----------------------|
| | As at March 31, 2022 | As at March 31, 2021 |
| Security deposit | | |
| Jayamahal Trade and Investments Private Limited | 4.17 | 9.00 |
| Metropolis Builders Private Limited | 22.05 | 20.41 |
| Jai Bharath Mills Private Limited | 27.78 | 28.31 |
| Maha Rashtra Apex Corporation Ltd. | 15.00 | 15.00 |
| | 69.00 | 72.72 |
| Advance against supply of goods and services to related parties | | |
| Kurlon Limited | 4,295.08 | 5,150.84 |
| Manipal Advertising Services Private Limited | 140.00 | - |
| | 4,435.08 | 5,150.84 |
| Borrowings | | |
| Jaya S Pai | 676.30 | 676.30 |
| Kurlon Limited | 62.87 | 44.96 |
| | 739.17 | 721.26 |
| Interest payable on borrowings | | |
| Kurlon Limited | 4.87 | 1.38 |
| | 4.87 | 1.38 |

35. Related party disclosure (contd.)

| | (₹ in Lakh) | |
|---|----------------------|----------------------|
| | As at March 31, 2022 | As at March 31, 2021 |
| Loans | | |
| Anant Solar Systems | 250.36 | 252.34 |
| Sham Sunder | 26.33 | 26.33 |
| | 276.69 | 278.67 |
| Managerial remuneration payable | | |
| Savitha Ashok Dhotre | 1.35 | - |
| Ashoka Bhima Dhotre | 1.30 | - |
| | 2.65 | - |
| Trade payables | | |
| Jai Bharath Mills Private Limited | 0.45 | 15.85 |
| Manipal Travels (India) Private Limited | 10.95 | 6.09 |
| Manipal Advertising Services Private Limited | - | 45.61 |
| Manipal Software & E-Commerce Pvt Ltd | 45.38 | 25.36 |
| Manipal Travels (India) Private Limited | 0.22 | - |
| Shakuntala Naik | 56.15 | - |
| Basaka Bhima Dhotre | 1.00 | - |
| Maha Rashtra Apex Corporation Ltd. | - | 1.03 |
| | 114.15 | 93.94 |
| Lease liabilities | | |
| Metropolis Builders Private Limited | 108.55 | 127.29 |
| Kurlon Limited | 96.24 | 106.11 |
| Jai Bharath Mills Private Limited | 5.75 | 4.35 |
| Jayamahal Trade and Investments Private Limited | 163.90 | - |
| Sunil Roopsingh Rathod | 173.79 | 177.18 |
| Ashoka Bhima Dhotre | 173.79 | 177.17 |
| | 722.02 | 592.10 |

Notes to the **CONSOLIDATED** Financial Statements
for the year ended March 31, 2022**36. Details of dues to micro and small enterprises as defined under the Micro, Small and Medium Enterprises Development (MSMED) Act, 2006**

| | (₹ in Lakh) | |
|---|----------------------|----------------------|
| | As at March 31, 2022 | As at March 31, 2021 |
| The principal amount and the interest due thereon remaining unpaid to any supplier as at the end of each accounting year | | |
| Principal amount due to micro and small enterprises | 323.91 | 306.00 |
| Interest due on above | 31.54 | 8.96 |
| | 355.45 | 314.96 |
| The amount of interest paid by the buyer in terms of section 16 of the MSMED Act 2006 along with the amounts of the payment made to the supplier beyond the appointed day during each accounting year | - | - |
| The amount of interest due and payable for the year of delay in making payment (which have been paid but beyond the appointed day during the year) but without adding the interest specified under the MSMED Act 2006. | 21.32 | - |
| The amount of interest accrued and remaining unpaid at the end of each accounting year | 31.54 | 8.96 |
| The amount of further interest remaining due and payable even in the succeeding years, until such date when the interest dues as above are actually paid to the small enterprise for the purpose of disallowance as a deductible expenditure under section 23 of the MSMED Act 2006 | 31.54 | - |
| The information given above is to the extent such parties have been identified by the Group on the basis of information disclosed by the suppliers. | | |

37. Leases**Short-term leases and lease of low-value assets**

The Group also has certain leases with lease terms of 12 months or less and leases of properties with low value. The Group applies the 'short-term lease' and 'lease of low-value assets' recognition exemptions for these leases. Rental expenses of Rs. 409.08 lakhs (March 31, 2021: Rs. 971.07 lakhs) have been recognised in the statement of profit and loss.

38. Contingent liabilities and capital commitments

| (a) Contingent liabilities | (₹ in Lakh) | |
|---|----------------------|----------------------|
| | As at March 31, 2022 | As at March 31, 2021 |
| Claims against the Group not acknowledged as debts | | |
| Disputed demands under appeal not provided | | |
| - Income tax | 1,072.45 | - |
| - Sales tax | 4,394.26 | 4,434.94 |
| - Excise duty | 2,212.13 | 2,212.13 |

The Group is contesting these demands and the management of the Holding Company, based on the advice from its tax consultants, believes that its position will likely be upheld in the appellate process. No expense has been accrued in the financial statements for these demands raised as of March 31, 2022. The management believes that the ultimate outcome of these proceedings will not have a material adverse effect on the Group financial position and results of operations.

| Capital commitments | (₹ in Lakh) | |
|---------------------------------------|----------------------|----------------------|
| | As at March 31, 2022 | As at March 31, 2021 |
| Capital commitments (net of advances) | 35.21 | 225.42 |

Notes to the **CONSOLIDATED** Financial Statements
for the year ended March 31, 2022**39. Corporate social responsibility**

As per Section 135 of the Companies Act, 2013, a Corporate Social Responsibility (CSR) committee has been formed by the Holding Company. The primary function of the Committee is to assist the Board of Directors in formulating a CSR Policy and review the implementation and progress of the same from time to time. The CSR policies focus on enhancing the quality of life and economic well being of the communities in accordance with the Schedule VII of the Companies Act, 2013.

| | (₹ in Lakh) | |
|--|----------------------|----------------------|
| | As at March 31, 2022 | As at March 31, 2021 |
| Gross amount required to be spent by the Group during the year | 217.01 | 237.82 |

| Amount spent during the year ended March 31, 2022 | (₹ in Lakh) | | |
|---|-------------|------------------------|--------|
| | In cash | Yet to be paid in cash | Total |
| Construction/acquisition of assets | - | - | - |
| On purpose other than above | 202.99 | - | 202.99 |

| Amount spent during the year ended March 31, 2021 | (₹ in Lakh) | | |
|---|-------------|------------------------|--------|
| | In cash | Yet to be paid in cash | Total |
| Construction/acquisition of assets | - | - | - |
| On purpose other than above | 259.82 | - | 259.82 |

| In case of Section 135(5) (Other than ongoing projects) | (₹ in Lakh) | |
|---|----------------------|----------------------|
| | As at March 31, 2022 | As at March 31, 2021 |
| Opening balance | 22.00 | - |
| Amount required to be spent during the year | 217.01 | 237.82 |
| Amount spent during the year | 202.99 | 259.82 |
| Closing balance * | 7.98 | 22.00 |

* Represents excess amount spent on the corporate social responsibility which will be utilised in subsequent period.
The Group does not have any ongoing project as per section 135(6) of the Companies Act, 2013.

40. Employee benefits**Defined contribution plans**

The Group makes contributions for qualifying employees to Provident Fund, Employee state insurance and labour welfare fund. During the year, the Group recognised Rs. 345.67 lakhs (March 31, 2021 : Rs 302.02 lakhs) towards Provident fund contributions, Rs 18.44 lakhs (March 31, 2021 : Rs 25.21 lakhs) towards Employee State Insurance scheme contributions and Rs. 0.13 (March 31, 2021 : Rs 0.19 lakhs) lakhs towards Labour Welfare fund.

Post-employment obligation - Gratuity

The Group has a defined benefit gratuity plan as per the Payment of Gratuity Act, 1972 ('Gratuity Act') under which an employee who has completed five years of service is entitled to specific benefit. The amount of benefit provided depends on the employee's length of service and salary at retirement/termination date. The plan is funded by the Group.

The following tables summarises the amounts recognised in the consolidated financial statements :

Notes to the **CONSOLIDATED** Financial Statements
for the year ended March 31, 2022

| Balance Sheet | (₹ in Lakh) | |
|----------------------------|----------------------|----------------------|
| | As at March 31, 2022 | As at March 31, 2021 |
| Defined benefit obligation | 735.43 | 536.26 |
| Plan assets | 464.29 | 509.77 |
| Net liability | 271.14 | 26.49 |
| Current | 123.57 | 24.53 |
| Non-current | 147.57 | 1.96 |

| Changes in the present value of defined benefit obligation | (₹ in Lakh) | |
|--|----------------------|----------------------|
| | As at March 31, 2022 | As at March 31, 2021 |
| Balance at the beginning of the year | 536.26 | 590.36 |
| Service cost | 109.83 | 54.79 |
| Interest cost | 31.00 | 31.78 |
| Remeasurements - Actuarial loss/(gain) | 182.35 | 53.04 |
| Benefit paid | (124.01) | (193.71) |
| Balance at end of the year | 735.43 | 536.26 |

| Changes in the fair value of plan assets | (₹ in Lakh) | |
|--|----------------------|----------------------|
| | As at March 31, 2022 | As at March 31, 2021 |
| Balance at the beginning of the year | 509.77 | 674.02 |
| Contributions made | 11.85 | 0.31 |
| Interest income | 29.60 | 38.13 |
| Payments | (124.01) | (179.89) |
| Expenses on plan assets | (0.26) | (0.54) |
| Return on plan assets | 37.34 | (22.24) |
| Remeasurements - Actuarial loss/(gain) | - | (0.02) |
| Balance at end of the year | 464.29 | 509.77 |

| Statement of profit and loss | (₹ in Lakh) | |
|------------------------------|----------------------|----------------------|
| | As at March 31, 2022 | As at March 31, 2021 |
| Service cost | 109.83 | 54.79 |
| Interest cost net of income | 1.40 | (6.35) |
| Expenses on plan assets | 0.26 | 0.54 |
| Total | 111.49 | 48.98 |

| Other comprehensive (income)/loss | (₹ in Lakh) | |
|--|----------------------|----------------------|
| | As at March 31, 2022 | As at March 31, 2021 |
| Remeasurements - Actuarial loss/(gain) | 182.35 | 53.06 |
| Return on plan assets | (37.34) | 22.24 |
| Total | 145.01 | 75.30 |

Notes to the **CONSOLIDATED** Financial Statements
for the year ended March 31, 2022

40. Employee benefits (contd.)

Principal assumptions used in determinining defined benefit obligation

(₹ in Lakh)

| | As at March 31, 2022 | As at March 31, 2021 |
|--------------------------------|----------------------|----------------------|
| Discount rate | 7.13% to 7.52% | 6.52% to 7.12% |
| Expected return on plan assets | 6.52% to 7.12% | 6.52% to 7.12% |
| Salary escalation | 5% to 8% | 5.00% |
| Employee turnover | 5% to 10% | 5% to 10% |

The categories of plan assets as a percentage of the fair value of total plan assets are as follows : (₹ in Lakh)

| | As at March 31, 2022 | As at March 31, 2021 |
|-------------------------------------|----------------------|----------------------|
| Investment with insurance companies | 100.00% | 100.00% |

The Group assesses these assumptions with its projected long-term plans of growth and prevalent industry standards. The discount rate is based on the government securities yield.

Sensitivity analysis of significant assumptions

The following table presents a sensitivity analysis to one of the relevant actuarial assumptions, holding other assumptions constant, showing how the defined benefit obligation would have been affected by changes in the relevant actuarial assumptions that were reasonably possible at the reporting date.

| | As at March 31, 2022 | As at March 31, 2021 |
|--------------------------|----------------------|----------------------|
| Discount rate | | |
| 1% increase | (49.55) | (38.30) |
| 1% decrease | 56.53 | 43.88 |
| Salary escalation | | |
| 1% increase | 53.66 | 40.42 |
| 1% decrease | (48.06) | (35.70) |
| Employee turnover | | |
| 1% increase | 3.85 | 2.52 |
| 1% decrease | (4.40) | (2.90) |

Maturity profile of defined benefit obligation

(₹ in Lakh)

| | As at March 31, 2022 | As at March 31, 2021 |
|------------------|----------------------|----------------------|
| Within 1 year | 50.86 | 54.30 |
| 1-2 year | 63.93 | 34.16 |
| 2-3 year | 57.45 | 40.07 |
| 3-4 year | 66.03 | 42.07 |
| 4-5 year | 54.68 | 50.25 |
| 5-10 year | 193.84 | 149.56 |
| 10 years onwards | 228.49 | 198.76 |

The average duration of the defined benefit obligation at the end of the reporting year is 9.73 to 15.48 years (March 31, 2021 : 9.68 to 15.28 years).

Notes to the **CONSOLIDATED** Financial Statements
for the year ended March 31, 2022

41. Financial instruments

All financial assets and liabilities for which fair value is measured or disclosed in these consolidated financial statements are categorised within the fair value hierarchy as below, based on the lowest level input that is significant to the fair value measurement as a whole :

Level 1 - Quoted prices (unadjusted) in active markets for identical assets or liabilities.

Level 2 – Inputs other than quoted prices included within Level 1 that are observable for the asset or liability, either directly (i.e. as prices) or indirectly (i.e. derived from prices).

Level 3 - Inputs for the assets or liabilities that are not based on observable market data (unobservable inputs).

The carrying values and fair value measurement hierarchy of the Group's financial assets and financial liabilities are as below:

| | (₹ in Lakh) | | | |
|--|------------------|------------------|------------------|------------------|
| | March 31, 2022 | | March 31, 2021 | |
| | Carrying value | Fair value | Carrying value | Fair value |
| Financial assets measured at fair value through profit and loss | | | | |
| | 10,710.91 | 10,710.91 | 11,131.71 | 11,131.71 |
| | 10,710.91 | 10,710.91 | 11,131.71 | 11,131.71 |
| | | | | |
| | | | | |
| | | | | |
| | | | | |
| | | | | |
| | | | | |
| Financial assets measured at amortised cost | | | | |
| Non-current assets | | | | |
| Loans | 321.92 | 321.92 | 394.99 | 394.99 |
| Other financial assets | 1,249.19 | 1,249.19 | 1,531.85 | 1,531.85 |
| Current assets | | | | |
| Trade receivables | 5,606.76 | 5,606.76 | 5,481.07 | 5,481.07 |
| Cash and cash equivalents | 512.98 | 512.98 | 574.28 | 574.28 |
| Other bank balances | 4,250.71 | 4,250.71 | 3,718.21 | 3,718.21 |
| Loans | 56.74 | 56.74 | - | - |
| Other financial assets | 164.90 | 164.90 | 362.94 | 362.94 |
| | 12,163.20 | 12,163.21 | 12,063.34 | 12,063.34 |
| Financial liabilities measured at amortised cost | | | | |
| Non-current liabilities | | | | |
| Borrowings | 62.87 | 62.87 | 44.96 | 44.96 |
| Lease liabilities | 1,853.20 | 1,853.20 | 3,043.89 | 3,043.89 |
| Other financial liabilities | 5,361.77 | 5,361.77 | 5,478.51 | 5,478.51 |
| Current liabilities | | | | |
| Borrowings | 693.58 | 693.58 | 1,196.87 | 1,196.87 |
| Lease liabilities | 831.68 | 831.68 | 839.54 | 839.54 |
| Trade payables | 11,991.76 | 11,991.76 | 8,762.70 | 8,762.70 |
| Other financial liabilities | 1,202.86 | 1,202.86 | 689.52 | 689.52 |
| | 21,997.72 | 21,997.72 | 20,055.99 | 20,055.99 |

42. Financial risk management objectives and policies

The Group's board of directors has overall responsibility for the establishment and oversight of the Group's risk management framework. The Group's risk management policies are established to identify and analyse and set appropriate risk limits and controls and to monitor risks and adherence to limits. Risk management policies and systems are reviewed regularly to reflect changes in market conditions and the Group's activities. The Group, through its training and management standards and procedures, aims to maintain a disciplined and constructive control environment in which all employees understand their roles and obligations. The Group's Board of Directors is assisted in its oversight role by the internal audit who undertakes regular reviews of risk management controls and procedures, the results of which are reported to the Board of Directors. This note explains the sources of risk which the entity is exposed to and how the entity manages the risk.

Market risk

Market risk is the risk arising from changes in market prices – such as foreign exchange rates and interest rates which will affect the Group's income or the value of its financial instruments. Market risk is attributable to all market risk sensitive financial instruments including foreign currency payables.

Notes to the **CONSOLIDATED** Financial Statements
for the year ended March 31, 2022**42. Financial risk management objectives and policies (contd.)****i. Currency risk**

The Company's exposure to currency risk as at year end is as below :

| | March 31, 2022 | | | March 31, 2021 | | |
|-------------------------|----------------|------------------|-----------|----------------|------------------|-----------|
| | Currency | Foreign Currency | Rs. Lakhs | Currency | Foreign Currency | Rs. Lakhs |
| | | | | | | |
| Trade payables | USD | 3,60,732 | 272.58 | USD | 3,49,156 | 258.64 |
| | EUR | 40,529 | 34.89 | EUR | 29,997 | 24.84 |
| Advances from customers | USD | 2,242 | 1.70 | USD | 30,359 | 21.82 |
| Advance to suppliers | USD | 53,257 | 40.81 | USD | 22,209 | 16.13 |
| | EUR | 6,223 | 5.42 | EUR | 39,810 | 32.49 |
| Trade receivables | USD | 24,859 | 18.70 | USD | 57,224 | 40.06 |

| | As at March 31, 2022 | As at March 31, 2021 |
|--------------------|------------------------------------|----------------------|
| Basis point | Effect on profit before tax | |
| +5% | (12.21) | (10.83) |
| -5% | 12.21 | 10.83 |

ii. Interest rate risk

Interest rate risk is the risk that the future cash flows of floating interest bearing investments will fluctuate because of fluctuations in the interest rates. The Group's borrowings are at fixed and floating interest rate and are carried at amortised cost.

The following table demonstrates the sensitivity to a reasonably possible change in interest rates on that portion of loans and borrowings affected. With all other variables held constant, the Group's loss before tax is affected through the impact on floating rate borrowings, as follows :

| | As at March 31, 2022 | As at March 31, 2021 |
|--------------------|------------------------------------|----------------------|
| Basis point | Effect on profit before tax | |
| +1% | - | (4.99) |
| -1% | - | 4.99 |

(b) Credit risk

Credit risk is the risk of financial loss to the Group if a customer or counterparty to a financial instrument fails to meet its contractual obligations. The maximum exposure to the credit risk at the reporting date is primarily from trade receivables, loans and other assets.

Customer credit risk is managed by each business unit subject to the Group's established policy, procedures and control relating to customer credit risk management. Credit quality of a customer is assessed based on an extensive credit rating review and individual credit limits are defined in accordance with this assessment. The Group regularly monitors its outstanding customer receivables.

An impairment analysis is performed at each reporting date on trade receivables by lifetime expected credit loss method based on provision matrix. The maximum exposure to credit risk at the reporting date is the carrying value of each class of financial assets. The Group does not hold collateral as security. The Group evaluates the concentration of risk with respect to trade receivables as low, as its customers are located in several jurisdictions and industries and operate in largely independent markets.

Cash and cash equivalents, investments and other bank balances are neither past due nor impaired. Cash and cash equivalents include short-term highly liquid fixed deposits with banks which having maturity less than three months.

Notes to the **CONSOLIDATED** Financial Statements
for the year ended March 31, 2022

The movement in respect of allowance for expected credit losses is as follows :

(₹ in Lakh)

| | Trade receivables | | Loans & other financial assets | | Other assets | |
|--|-------------------|-----------------|--------------------------------|----------------|----------------|----------------|
| | March 31, 2022 | March 31, 2021 | March 31, 2022 | March 31, 2021 | March 31, 2022 | March 31, 2021 |
| At the beginning of the year | 1,045.17 | 997.08 | - | - | - | - |
| Allowance created/(reversed) during the year | 547.72 | 48.09 | - | - | 45.31 | - |
| At the end of the year | 1,592.89 | 1,045.17 | - | - | 45.31 | - |

(c) Liquidity risk

Liquidity risk is the risk that the Group will encounter difficulty in meeting the obligations associated with its financial liabilities that are settled by delivering cash or another financial asset. The Group's approach to managing liquidity is to ensure, as far as possible, that it will have sufficient liquidity to meet its liabilities when they are due, under both normal and stressed conditions, without incurring unacceptable losses or risking damage to the Group's reputation.

42. Financial risk management objectives and policies (contd.)

The table below provides details regarding the undiscounted contractual maturities of financial liabilities :

(₹ in Lakh)

| | Less than 1 year | 1 - 5 years | More than 5 years | Total |
|-----------------------------|------------------|-----------------|-------------------|------------------|
| March 31, 2022 | | | | |
| Borrowings | 693.58 | 62.87 | - | 756.45 |
| Lease liabilities | 896.25 | 1,796.15 | 742.01 | 3,434.41 |
| Trade payables | 11,991.76 | - | - | 11,991.76 |
| Other financial liabilities | 1,202.86 | 5,361.77 | - | 6,564.63 |
| Total | 14,784.45 | 7,220.79 | 742.01 | 22,747.25 |
| March 31, 2021 | | | | |
| Borrowings | 1,196.87 | 44.96 | - | 1,241.83 |
| Lease liabilities | 926.15 | 2,998.65 | 1,162.18 | 5,086.98 |
| Trade payables | 8,762.70 | - | - | 8,762.70 |
| Other financial liabilities | 689.52 | 5,478.51 | - | 6,168.03 |
| Total | 11,575.24 | 8,522.12 | 1,162.18 | 21,259.54 |

The Group believes that the working capital is sufficient to meet its current requirements. Accordingly, no significant liquidity risk is perceived.

43. Income tax

Income tax expense in the statement of profit and loss consists of :

(₹ in Lakh)

| Statement of Profit or loss. | As at March 31, 2022 | As at March 31, 2021 |
|---|----------------------|----------------------|
| Current tax | 575.12 | 1,798.47 |
| Deferred tax charge / (credit) | (747.41) | 762.07 |
| Income tax expense / (credit) related to current year | (172.29) | 2,560.54 |
| Income tax expense / (credit) | | |
| Tax relating to earlier years | (154.20) | 0.11 |
| Income tax expense / (credit) reported in the statement of profit and loss | (326.49) | 2,560.65 |
| Income tax recognised in other comprehensive income / (loss) | | |
| - Tax arising on income and expense recognised in other comprehensive income / (loss) | 37.68 | 18.24 |
| Total | 37.68 | 18.24 |

Notes to the CONSOLIDATED Financial Statements for the year ended March 31, 2022

The reconciliation between the provision of income tax of the Company and amounts computed by applying the Indian income tax rate to profit before taxes is as follows :

| | As at March 31, 2022 | As at March 31, 2021 |
|---|----------------------|----------------------|
| Profit before tax | (884.86) | 5,920.52 |
| Enacted income tax rate in India | 25.17% | 25.17% |
| Computed expected tax expense/(credit) | (222.72) | 1,490.20 |
| Effect of : | | |
| (Reversal)/Creation of deferred tax liability on goodwill | (297.74) | 529.37 |
| Reversal of deferred tax asset on warranty provision provided in earlier year | - | 227.75 |
| Reversal of provision for current tax relating to earlier year | (154.20) | 0.11 |
| Tax charge on disallowance of corporate social responsibility expenditure | 51.09 | 65.39 |
| Others | 297.08 | 247.83 |
| Total income tax expense | (326.48) | 2,560.65 |

Deferred tax

Deferred tax relates to the following :

| | Balance Sheet | | Statement of Profit and Loss | |
|--|-------------------|-------------------|------------------------------|----------------|
| | March 31, 2022 | March 31, 2021 | March 31, 2022 | March 31, 2021 |
| Property, plant and equipment | (1,718.31) | (1,774.95) | (56.64) | (341.17) |
| Right of use assets | (516.30) | (384.90) | 131.40 | 57.03 |
| Goodwill | (231.58) | (529.37) | (297.79) | 529.37 |
| Marked to market on mutual fund investment | (143.47) | (90.55) | 52.92 | 90.55 |
| Gross deferred tax liability | (2,609.66) | (2,779.77) | (170.11) | 335.78 |
| Deferred tax asset | | | | |
| Provision for doubtful debts | 412.72 | 263.07 | (149.65) | (12.10) |
| Provision for doubtful advances | 6.27 | - | (6.27) | 206.10 |
| Provision for loans to related parties | 105.22 | - | (105.22) | - |
| Section 43B disallowance | 69.65 | - | (69.65) | 21.65 |
| Section 35DD disallowance on amalgamation expenses | 12.62 | 20.79 | 8.17 | 0.20 |
| Disallowance under Sec 40a(ia) | 54.97 | 1.76 | (53.21) | - |
| Provision for Leave Encashment | 4.95 | - | (4.95) | - |
| Lease liabilities | 252.35 | 112.29 | (140.06) | 210.44 |
| Provision for gratuity | 56.47 | - | (56.47) | - |
| Net deferred tax assets (net) | (1,634.44) | (2,381.86) | (747.42) | 762.07 |
| Net deferred tax credit /(charge) | | | (747.42) | 762.07 |

Notes to the CONSOLIDATED Financial Statements for the year ended March 31, 2022

44. Ratio analysis and its elements

| Ratio | Numerator | Denominator | March 31, 2022 | March 31, 2021 | % change | Reason for variance exceeding 25% as compared to the preceding period |
|---------------------------------|---|---|----------------|----------------|----------|--|
| Current ratio | Current assets | Current liabilities | 2.36 | 3.13 | -25% | |
| Debt equity ratio | Total debt | Shareholder's equity | 0.02 | 0.03 | -36% | Due to decrease in borrowings in current year leading to the improvement of the ratio. |
| Debt service coverage ratio | Earnings for debt service = Net profits after taxes + Non cash operating expenses | Debt service = Interest and lease payments + Principal repayments | 2.04 | 3.18 | -36% | Due to reduction in profit during the year. |
| Return on equity ratio | Net profits after taxes – Preference dividend | Average shareholder's equity | -0.01 | 0.07 | -117% | Due to reduction in profit during the year. |
| Inventory turnover ratio | Cost of goods sold | Average inventory | 3.85 | 3.44 | 12% | |
| Trade receivable turnover ratio | Net credit sales = Gross credit sales - sales return | Average trade receivable | 14.34 | 12.45 | 15% | |
| Trade payable turnover ratio | Net credit purchases = Gross credit purchases - purchase return | Average trade payables | 6.80 | 5.59 | 22% | |
| Net capital turnover ratio | Net sales = Total sales - sales return | Working capital = Current assets - Current liabilities | 3.49 | 2.84 | 23% | |
| Net profit ratio | Net profit | Net sales = Total sales - Sales return | -0.01 | 0.04 | -116% | Due to reduction in profit during the year. |
| Return on capital employed | Earnings before interest and taxes | Capital employed = Tangible net worth + Total debt + Deferred tax liability | -0.01 | 0.13 | -105% | Due to reduction in profit during the year. |
| Return on investment | Interest (Finance income) + profit on sale of investment | Investment | 0.04 | 0.01 | 200% | Due to sale of investments in current year leading to the improvement of the ratio. |

Notes to the CONSOLIDATED Financial Statements for the year ended March 31, 2022

45. Other statutory information

(i) The Group do not have any benami property, where any proceeding has been initiated or pending against the Group for holding any benami property.

(ii) The Group do not have any transactions with companies struck off.

(iii) The Group do not have any charges or satisfaction which is yet to be registered with the Registrar of Companies ("ROC") beyond the statutory period.

(iv) The Group have not traded or invested in crypto currency or virtual currency during the financial year.

(v) The Group have not advanced or loaned or invested funds to any other person(s) or entity(ies), including foreign entities (Intermediaries) with the understanding that the Intermediary shall :

(a) directly or indirectly lend or invest in other persons or entities identified in any manner whatsoever by or on behalf of the Group (Ultimate Beneficiaries) or

(b) provide any guarantee, security or the like to or on behalf of the Ultimate Beneficiaries

(vi) The Group have not received any fund from any person(s) or entity(ies), including foreign entities (Funding Party) with the understanding (whether recorded in writing or otherwise) that the Group shall :

(a) directly or indirectly lend or invest in other persons or entities identified in any manner whatsoever by or on behalf of the Funding Party (Ultimate Beneficiaries) or

(b) provide any guarantee, security or the like on behalf of the Ultimate Beneficiaries,

vii) The Group have not entered into any such transaction which is not recorded in the books of accounts that has been surrendered or disclosed as income during the period in the tax assessments under the Income Tax Act, 1961 (such as, search or survey or any other relevant provisions of the Income Tax Act, 1961).

46 Additional information

A. Contribution of net assets/(liability) in the consolidated financial statements:

(₹ in Lakh)

| | March 31, 2022 | | March 31, 2021 | |
|--|------------------|-------------|------------------|-------------|
| | Amount | % | Amount | % |
| Holding Company | | | | |
| Kurlon Enterprise Limited | 49,341.99 | 107% | 50,923.71 | 105% |
| Subsidiaries | | | | |
| Kurlon Retail Limited | (1,832.37) | -4% | (598.19) | -1% |
| Sirar Dhotre Private Limited | 41.22 | 0% | 21.53 | 0% |
| Sirar Solar Private Limited | (37.47) | 0% | (23.49) | 0% |
| Sevalal Solar Private Limited | 37.21 | 0% | 19.62 | 0% |
| Belvedere International Limited | (36.61) | 0% | 4.85 | 0% |
| Komfort Universe Products and Services Limited | (388.84) | -1% | 5.00 | 0% |
| Starship Value Chain and Manufacturing Private Limited (including Starship Global VCT LLP, also refer note 47) | 546.24 | 1% | 252.77 | 1% |
| Kanvas Concepts Private Limited | (112.19) | 0% | (19.51) | 0% |
| Home Komfort Retail LLP | (2.39) | 0% | - | 0% |
| Total | 47,556.79 | 103% | 50,586.29 | 104% |
| Adjustments arising out of consolidation | (1,418.38) | -3% | (1,954.57) | -4% |
| Total | 46,138.39 | 100% | 48,631.72 | 100% |

Notes to the CONSOLIDATED Financial Statements for the year ended March 31, 2022

B. Contribution of profit/(loss) in the consolidated financial statements:

(₹ in Lakh)

| | March 31, 2022 | | March 31, 2021 | |
|--|-------------------|-------------|-----------------|-------------|
| | Amount | % | Amount | % |
| Holding Company | | | | |
| Kurlon Enterprise Limited | 357.88 | -64% | 3,828.33 | 114% |
| Subsidiaries | | | | |
| Kurlon Retail Limited | (1,238.84) | 222% | (771.47) | -23% |
| Sirar Dhotre Private Limited | 19.68 | -4% | (5.14) | 0% |
| Sirar Solar Private Limited | (13.99) | 3% | (26.18) | -1% |
| Sevalal Solar Private Limited | 17.58 | -3% | (7.74) | 0% |
| Belvedere International Limited | (41.46) | 7% | (0.15) | 0% |
| Komfort Universe Products and Services Limited | (393.84) | 71% | - | 0% |
| Starship Value Chain and Manufacturing Private Limited (including Starship Global VCT LLP, also refer note 47) | 293.47 | -53% | 252.27 | 8% |
| Kanvas Concepts Private Limited | (92.68) | 17% | (20.51) | -1% |
| Home Komfort Retail LLP | (2.39) | 0% | - | 0% |
| Total | (1,094.56) | 196% | 3,249.41 | 97% |
| Adjustments arising out of consolidation | 536.19 | -96% | 110.46 | 3% |
| Total | (558.37) | 100% | 3,359.87 | 100% |

C. Share in other comprehensive income/(loss):

(₹ in Lakh)

| | March 31, 2022 | | March 31, 2021 | |
|--|-----------------|-------------|----------------|-------------|
| | Amount | % | Amount | % |
| Holding Company | | | | |
| Kurlon Enterprise Limited | (112.00) | 104% | (54.21) | 95% |
| Subsidiaries | | | | |
| Kurlon Retail Limited | 4.67 | -4% | (2.85) | 5% |
| Sirar Dhotre Private Limited | - | 0% | - | 0% |
| Sirar Solar Private Limited | - | 0% | - | 0% |
| Sevalal Solar Private Limited | - | 0% | - | 0% |
| Belvedere International Limited | - | 0% | - | 0% |
| Komfort Universe Products and Services Limited | - | 0% | - | 0% |
| Starship Value Chain and Manufacturing Private Limited (including Starship Global VCT LLP, also refer note 47) | - | 0% | - | 0% |
| Kanvas Concepts Private Limited | - | 0% | - | 0% |
| Home Komfort Retail LLP | - | 0% | - | 0% |
| Total | (107.33) | 100% | (57.06) | 100% |
| Adjustments arising out of consolidation | - | 0% | - | 0% |
| Total | (107.33) | 100% | (57.06) | 100% |

Notes to the **CONSOLIDATED** Financial Statements
for the year ended March 31, 2022

46 Additional information (contd.)

D. Share in total comprehensive income/(loss):

(₹ in Lakh)

| | March 31, 2022 | | March 31, 2021 | |
|--|-------------------|-------------|-----------------|-------------|
| | Amount | % | Amount | % |
| Holding Company | | | | |
| Kurlon Enterprise Limited | 245.88 | -37% | 3,774.12 | 114% |
| Subsidiaries | | | | |
| Kurlon Retail Limited | (1,234.17) | 185% | (774.32) | -23% |
| Sirar Dhotre Private Limited | 19.68 | -3% | (5.14) | 0% |
| Sirar Solar Private Limited | (13.99) | 2% | (26.18) | -1% |
| Sevalal Solar Private Limited | 17.58 | -3% | (7.74) | 0% |
| Belvedere International Limited | (41.46) | 6% | (0.15) | 0% |
| Komfort Universe Products and Services Limited | (393.84) | 59% | - | 0% |
| Starship Value Chain and Manufacturing Private Limited (including Starship Global VCT LLP, also refer note 47) | 293.47 | -44% | 252.27 | 8% |
| Kanvas Concepts Private Limited | (92.68) | 14% | (20.51) | -1% |
| Home Komfort Retail LLP | (2.39) | 0% | - | 0% |
| Total | (1,201.89) | 181% | 3,192.35 | 97% |
| Adjustments arising out of consolidation | 536.19 | -81% | 110.46 | 3% |
| Total | (665.70) | 100% | 3,302.81 | 100% |

47. Business combinations

(I) Acquisition of Starship Global VCT LLP under common control during the year ended March 31, 2022

During the year ended March 31, 2022, the Holding Company's subsidiary, Starship Value Chain and Manufacturing Private Limited has acquired business from Starship Global VCT LLP which was carrying on business on behalf of the Holding Company. Pursuant to the Appendix C of Ind AS 103 - Business Combinations, the subsidiary company has accounted the acquired business under the common control method. The subsidiary company has entered into Business Transfer agreement dated March 01, 2022 with Starship Global VCT to sell its assets and liabilities that constitute a business for a consideration of Rs. 0.5 lakhs and has recorded Rs. 251.27 lakhs as 'Capital Reserve'.

The following table presents the purchase consideration, fair value of asset acquired and Capital Reserve recognised on April 01, 2021.

Fair value recognised on acquisition

(₹ in Lakh)

| | Amount | | Amount |
|------------------------------------|--------|--|----------|
| Property, plant and equipment | 3.95 | Trade payables | (208.05) |
| Capital Work In Progress | 2.15 | Other current liabilities | (670.07) |
| Other financial assets | 228.58 | Short term provisions | (140.00) |
| Other assets | 123.14 | Total fair value of net assets acquired (A) | 251.77 |
| Trade receivables | 429.45 | Purchase consideration (B) | 0.50 |
| Cash and cash equivalents | 482.80 | Capital Reserve arising on acquisition (A-B) | 251.27 |
| Financial liabilities - borrowings | (0.18) | | |

Notes to the **CONSOLIDATED** Financial Statements
for the year ended March 31, 2022

48. Capital management

For the purpose of the Group's capital management, capital includes issued equity capital, securities premium and all other equity reserves. The primary objective of the Group's capital management is to maximize the shareholders value.

The Group manages its capital structure and makes adjustments in light of changes in economic conditions and the requirements of the financial covenants. To maintain or adjust the capital structure, the Group may adjust the dividend payment to shareholders, return capital to shareholders or may issue new shares. The Group includes within net debt, borrowings net of cash and cash equivalents and other bank balances.

(₹ in Lakh)

| | As at March 31, 2022 | As at March 31, 2021 |
|---|----------------------|----------------------|
| Borrowings | 756.45 | 1,241.83 |
| Less: Cash and cash equivalents and other bank balances | 4,763.69 | 4,292.49 |
| Net debt (A) | (4,007.24) | (3,050.66) |
| Equity | 46,138.40 | 48,631.72 |
| Total equity capital (B) | 46,138.40 | 48,631.72 |
| Total debt and equity (C)=(A)+(B) | 42,131.15 | 45,581.06 |
| Gearing ratio (A)/ (C) | -10% | -7% |

The gearing ratio is negative since the Group is predominantly equity funded.

No changes were made in the objectives, policies or processes for managing capital during the year ended March 31, 2022 and March 31, 2021.

49. The Code on Social Security, 2020 (the "Code") relating to employee benefits during employment and post-employment benefits, received Presidential assent in September 2020. The Code has been published in the Gazette of India. However, the date on which the Code will come into effect has not been notified and the final rules/interpretation have not yet been issued. The Company will assess the impact of the Code when it comes into effect and will record any related impact accordingly.

50. The comparative figures have been regrouped/reclassified, where necessary, to confine to this period's classification as per the amendments in Schedule III to the Companies Act, 2013, which are effective April 1, 2021.

As per our report of even date attached

For S. R. Batliboi & Associates LLP

Chartered Accountants
ICAI Firm Registration Number: 101049W/E300004

Per Rajeev Kumar

Partner
Membership No.: 213803

Place : Bengaluru
Date : November 28, 2022

For and on behalf of Board of Directors of
Kurlon Enterprise Limited CIN: U36101MH2011PLC222657

Tonse Sudhakar Pai

Managing Director
DIN : 00043298

Jyothi Ashish Pradhan

Chief Executive Officer

Place : Bengaluru

Date : November 28, 2022

H. N. Shrinivas


Director
DIN - 07178853

Abhilash Padmanabh Kamti

Chief Financial Officer

Monu Kumar

Company Secretary



Our state of the art manufacturing facilities

State-of-art imported machinery in all our manufacturing facilities ensure world class quality, reliability & scalability of production. Use of virgin raw materials assure product quality, performance and durability. Modern testing facilities ensure that adherence to quality norms is maintained. Adapt R&D makes sure that we are second to none and churns out innovative products.



www.kurlon.com

Registered Office :

1002/1006, The Avenue, International Airport Road,
Opp. Hotel Leela, Andheri (East) Mumbai - 400 059.

Corporate Office :

N 301, 3rd Floor, North Block, Manipal Centre, 47 Dickenson Road,
Bangalore - 560 042. Tel. No.: +91 80 40313131
Email id: secretary@kurlon.com Website : www.kurlon.com

Kurl-on®
THE MATTRESS OF INDIA

60
YEARS

OF HELPING INDIA
SLEEP HEALTHY

Registered Office :
#1002/1006, The Avenue,
International Airport Road,
Opp. Hotel Leela, Andheri (East)
Mumbai - 400 059.



Corporate Office :
N 301, 3rd Floor, North Block, Manipal Centre,
47 Dickenson Road, Bangalore - 560 042.
Tel. No. : +91 80 40313131, Fax No. : +91 80 25587189
E-mail : secretary@kurlon.com

www.kurlon.com